

District of Darling Range By-election Election Report

August 2018



Produced and published by
Western Australian Electoral Commission

Level 2, 111 St Georges Terrace
Perth WA 6000
GPO Box F316
Perth WA 6841

PHONE (08) 9214 0400 or 13 63 06
EMAIL waec@waec.wa.gov.au
WEBSITE www.elections.wa.gov.au
FAX (08) 9226 0577

National Relay Service (NRS)
TTY: 133 677 then ask for (08) 9214 0400

© 2018 Western Australian Electoral Commission. All rights reserved.
This material may be reproduced in whole or in part provided the source is acknowledged

Contents

- 4 Introduction**
 - The Returning Officer
 - Timeline
- 5 Services to Electors**
 - Notification to Electors with a Registered Email Address
 - Election Information Letter
 - Election Line Call Centre
- 6 Website**
 - Early Voting
- 7 Postal Voting**
 - Election Day Polling
- 8 Services for Candidates**
 - Party and Candidate Support and Training
 - Counting of the Votes
 - Declaration of the Poll
 - Complaints Stakeholder Feedback
- 9 Nominations and Ballot Paper Draw**
- 10 Results**
 - Overview
 - Results

Introduction

On Tuesday 22 May 2018 the Speaker of the Legislative Assembly issued a writ for a by-election in the Legislative Assembly, for the electoral district of Darling Range.

The electorate of Darling Range is located in the East Metropolitan Region, has an area of 1,949km² and includes the City of Armadale, and Shires of Kalamunda, Mundaring and Serpentine-Jarrahdale.

The district had 32,571 electors at the time of the by-election.

THE RETURNING OFFICER

Mr Phil Richards, Manager Election Events with the WAEC, was appointed Returning Officer for the 2018 Darling Range by-election. Mr Richards was aided in this role by WAEC staff members, Mr David Payne, Mr Brad Smith and Mr Garry Hawkes.

TIMELINE

Issue of the writ		Tuesday 22 May 2018
Nominations & applications for early votes (by post) open		Wednesday 6 June 2018
Electoral district roll close	(6pm)	Wednesday 30 May 2018
Close of nominations for registered parties	(12pm)	Thursday 31 May 2018
Close of nominations & draw for ballot paper positions	(12pm)	Friday 1 June 2018
Early votes (in person & by post) commences		Wednesday 6 June 2018
Close of written applications for early votes (by post)	(6pm)	Wednesday 20 June 2018
Close of issue of early votes (in person)	(6pm)	Friday 22 June 2018
Polling day	(8am to 6pm)	Saturday 23 June 2018
Return of the writ		Friday 17 August 2018

Services to Electors

NOTIFICATION TO ELECTORS WITH A REGISTERED EMAIL ADDRESS

For this election, the Commission employed a more direct marketing approach, by forwarding those enrolled electors with a registered email address, two informative emails. The first was issued directly post issue of the writ. This email was designed to raise awareness of the forthcoming by-election, and to identify redundant emails. The follow up email was issued post the closing of the electoral roll, and included information regarding voting options, polling place locations, relevant dates, times and contact details. The reduction in postal mail-outs resulted in a cost saving of approximately ten thousand dollars.

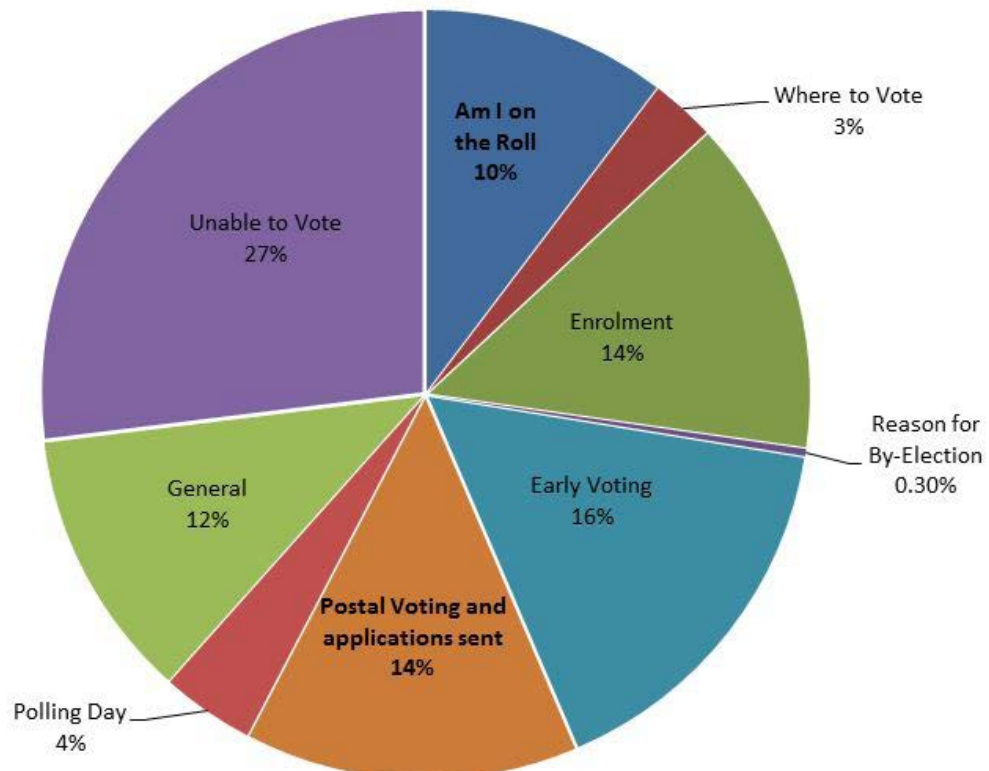
ELECTOR INFORMATION LETTER

Other electors were forwarded a personalised letter complete with a map of polling place locations.

ELECTION LINE CALL CENTRE

From Tuesday 22 May 2018, through to Wednesday the 27 June 2018, an election information call centre service was available to the general public and received a total of 987 calls. As evident in the following chart, the nature of enquiries varies significantly.

Election Line Statistics



WEBSITE

The Commission website featured a Darling Range by-election specific link on the home page guiding users to information about the district, Returning Officer contact details, election timetable, polling place and early voting locations, with information available in multiple languages. The website had a total of 28,340 visits during the election period, of which 94% were new visitors.

Social media was also active with the Commission's Facebook and facebook.com/WAElections experiencing consistent activity throughout the by-election period.

EARLY VOTING

Under amendments to the *Electoral Act 1907* introduced in 2016, anyone who is eligible to vote in a State election may apply for an early vote, either in person or by post. To increase elector convenience, specific requirements to vote early are no longer required.

A total of 7,579 early votes were cast in person. This represents 30% of all votes cast compared with 15% at the 2017 general election, and 19% at the 2018 Cottesloe by election, confirming that more electors are choosing to cast their vote at their convenience, rather than on the traditional polling day. Demand for early voting services is expected to increase further for future elections.

Early Voting Locations

Due to the size of the district, and the North-South spread of electors, two early voting centres were located in the district for the convenience of electors. An additional early voting centre was available at the WA Electoral Commission. These were located at:

WA ELECTORAL COMMISSION

Level 2 / 111 ST George's Terrace
Perth 6000

Byford Village Shopping Centre

Shop 14, 867 South Western Highway
Byford 6122

Roleystone Hall

44 Jarrah Road
Roleystone 6111

Early Voting (Hours of operation)

The Commission continued its trial of offering extended hours of service at early voting centres. This included venues being open on Saturday mornings. Early voting in person was available the following times.

- Wednesday 6 June to Friday 15 June 2018
Weekdays (9am – 5pm)
- Saturday 16 June (9am to 1pm)
- Monday 18 June to Thursday 21 June 2018
(9am – 7pm)
- Friday 22 June 2018 – EV Close, (9am – 6pm)

Interstate Early Voting Centres

There were seven electoral offices in the other Australian States and Territories where Western Australian Darling Range electors could cast an early vote. These were located in each of the capital cities.

The process for Interstate Early Voting Centres was streamlined for this by-election. The main changes included:

- *PDF of the Ballot Paper to print as required*
- *Minimal materials and forms supplied*
- *Simplified instructions for Issuing Officers*
- *Manual declaration envelopes as opposed to using the Elector Recording System.*

POSTAL VOTING

Postal vote applications were available online from the Commission's website and upon request from election line call centre staff.

Applications opened on Wednesday 23 May 2018. Postal votes received prior to 9am on Thursday 28 June 2018 were accepted, in accordance with the provisions of the Electoral Act.

Of the 3,615 postal votes issued to electors, 2,832 voting packages were returned, and following processing, 2,533 ballot papers were admitted to the count. Of these, 62 were informal.

As was the case at the 2017 State Election, some political parties distributed postal vote application forms via unaddressed letter drops. For this election it would appear that a significant number were distributed outside

the boundaries of the Darling Range district resulting in a considerable number of ineligible electors attending polling places, or sending in completed application forms.

ELECTION DAY POLLING

The 16 ordinary polling places listed below were open on polling day from 8am to 6pm. Note: Prior to polling day, the Clifton Hills Primary School venue was declared unfit for use due to school buildings suffering damage as a result of a vehicle accident. Resources for this venue were subsequently transferred to the Kelmscott Primary School location.

On polling day, in addition to the Deputy Returning Officers based at the Byford Village Shopping Centre, and Roleystone Hall locations, the Electoral Commissioner and Deputy Commissioner visited polling places to review and assist polling staff and electors.

Polling Day

Saturday 23 June (8am – 6pm)

Name	Location	Wheelchair Access
Armadale Primary School	1 Carradine Road, ARMADALE	Y
Bedfordale District Hall	Admiral Road, BEDFORDALE	Y
Byford Village Shopping Centre	Shop 14, 867 South Western Highway, BYFORD	Y
Marri Grove Primary School	Larson Road, BYFORD	Y
Serpentine Jarrahdale Community Recreation Centre	Mead Street, BYFORD	Y
West Byford Primary School	101 Kardan Boulevard, BYFORD	Y
Bruno Gianetti Hall	Munro Street, JARRAHDAL	Y
Karragullen District Scout Hall	Old Station Road, KARRAGULLEN	Y
Kelmscott Primary School	River Road, KELMSCOTT	Y
Mundaring Hall	Cnr Jacoby and Nichol Streets, MUNDARING	Y
Mundijong Primary School	Livesey Street, MUNDIJONG	Y
Oakford Community Hall	Foxtan Drive, OAKFORD	Y
Pickering Brook Primary School	241 Pickering Brook Road, PICKERING BROOK	Y
Roleystone Hall	44 Jarrah Road, ROLEYSTONE	Y
Serpentine Primary School	45 Lefroy Street, SERPENTINE	Y
Kwinana South Bush Fire Brigade	Cnr Mortimer and Barker Road, WELLARD	Y

Services to Candidates

PARTY AND CANDIDATE SUPPORT AND TRAINING

An information letter and nomination form, were sent to all political parties prior to the close of nominations.

All candidates and prospective candidates were provided with:

- A brochure titled Eligibility for Membership of State Parliament
- Candidates guide – Legislative Assembly
- Election timeline
- Political finance timeline
- Funding and Disclosure guidelines
- District map
- Formality of ballot papers information
- Form for the supply of rolls
- Appointment of an agent and scrutineer appointment forms
- Scrutineer guide
- Election return.

Commission electoral officials were on hand throughout the by-election to offer assistance and guidance to parties and candidates with nomination procedures. Feedback confirmed communication channels were considered effective.

COUNTING OF THE VOTES

Indicative counting of ordinary votes at polling places had concluded by 8.30pm. Results were available progressively on the election website, and all materials had been returned to the Returning Officer by 9.00pm on polling night.

A fresh scrutiny was conducted by the Returning Officer and Commission staff on Monday 25 June, to ensure returned ballot papers were correctly assigned and packaged.

On Thursday 28 June, final early votes and provisional votes were verified and counted at the Commission's office. A full distribution of preferences, commenced on Friday 29 June and completed on Monday 2 July, confirming the Two Candidate Preferred count conducted on election night.

Candidates, scrutineers and officials were invited to all of these instances where ballot papers were handled, however no scrutineers elected to attend given the clarity of the indicative count.

DECLARATION OF THE POLL

At 11.00am on Friday 6 July 2018, the Returning Officer formally declared the poll at the Roleystone Hall, 44 Jarrah Road in the presence of the public and one candidate.

Alyssa Hayden representing the Liberal Party was declared the new member with a majority of 53.50% of the Total Valid Vote Preference Count.

Information relating to the by-election which included all results at polling place level was published on the Commission's website. Results are also detailed on the next pages of this report.

COMPLAINTS STAKEHOLDER FEEDBACK

The Commission received 18 complaints over the course of the election campaign. The majority related to the activities of candidates or party workers related to matters such as electoral advertising signage. All complaints were resolved informally.

NOMINATIONS AND BALLOT PAPER DRAW

Nominations opened on Wednesday 23 May 2018.

The registered parties lodged the relevant forms with the Commission centrally and independent candidates lodged their forms with the Returning Officer prior to the close of nominations.

The close of nominations and the draw for ballot paper positions were conducted at the Roleystone Hall venue.

By the close of nominations at 12 noon on Friday 1 June 2018, the following eleven candidates had nominated. These are listed below in ballot paper order.

Candidate	Party
GOODRICK, Russell	WESTERN AUSTRALIA PARTY (WAP)
PYLE, Anthony	The Greens (WA) (GRN)
THOMAS-WURTH, Jehni	Animal Justice Party (AJP)
HAYDEN, Alyssa	Liberal Party (LIB)
WATT, John	FLUORIDE FREE WA (FFWA)
CADDIES, Rod	Pauline Hanson's One Nation (PHON)
LAWRENCE, Tania	WA Labor (ALP)
EIKELBOOM, Eric	Australian Christians (ACP)
OSTLE, Stuart	Shooters, Fishers and Farmers (SFFP)
SHAW, Doug	Independent (IND)
O'BYRNE, George	Independent (IND)

Results

OVERVIEW

Enrolment:	32,571	Total Votes:	25,536
Formal Votes:	24,410	Voter Turnout:	78.4%
Informal Votes:	1,126		

RESULTS

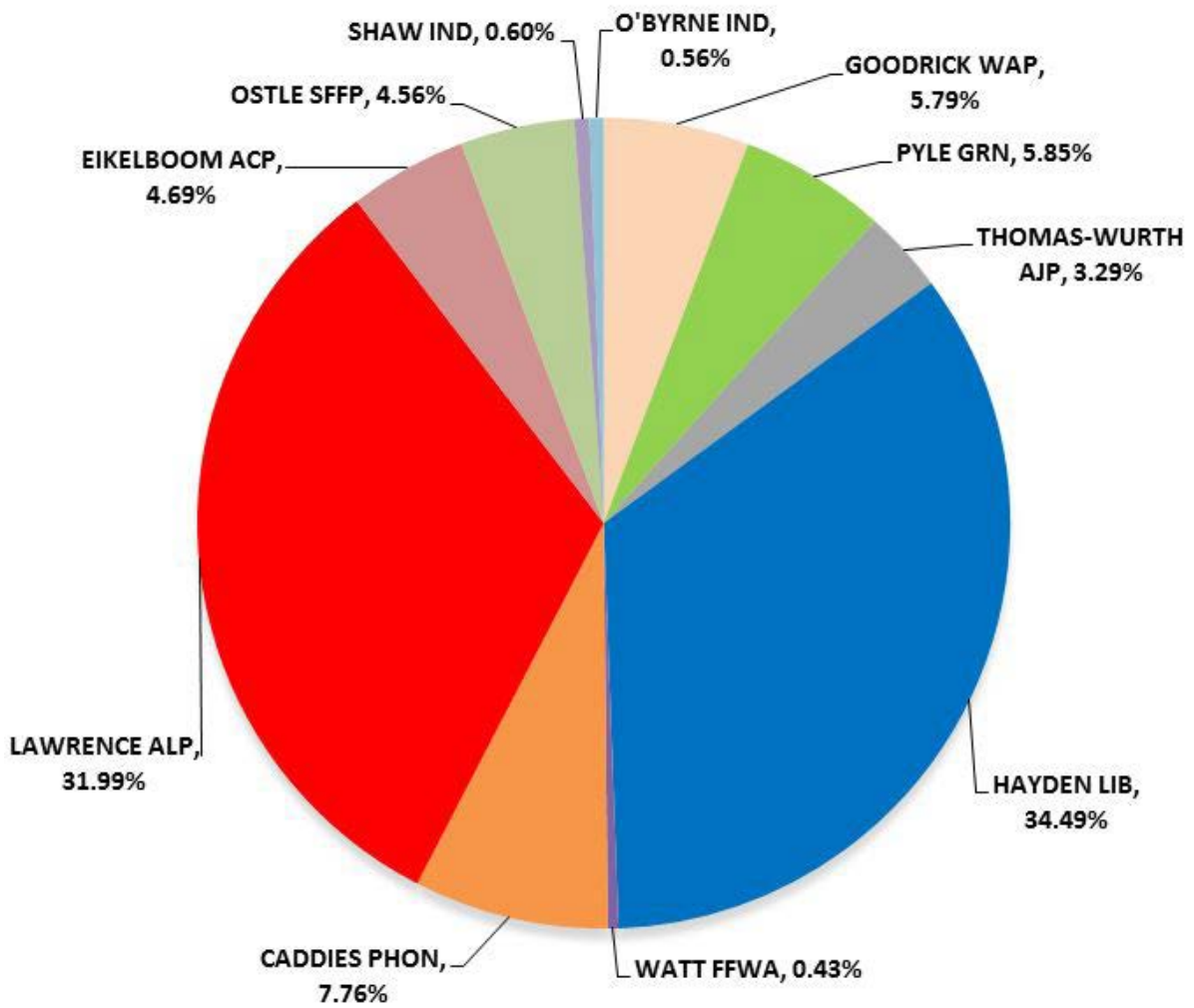
Two Candidate Preferred (after full distribution of preferences)

Candidate	Votes	% Votes
HAYDEN - LIB	13,039	53.50%
LAWRENCE - ALP	11,331	46.50%

Results by Candidate

Candidate	Party	Votes Counted	% Valid Votes
GOODRICK	WAP	1,413	5.79%
PYLE	GRN	1,427	5.85%
THOMAS-WURTH	AJP	803	3.29%
HAYDEN	LIB	8,418	34.49%
WATT	FFWA	106	0.43%
CADDIES	PHON	1,894	7.76%
LAWRENCE	ALP	7,809	31.99%
EIKELBOOM	ACP	1,145	4.69%
OSTLE	SFFP	1,112	4.56%
SHAW	IND	146	0.60%
O'BYRNE	IND	137	0.56%
Total Valid Votes		24,410	
Informal		1,126	
Total		25,536	

Percentage of First Preference Votes – By Candidate



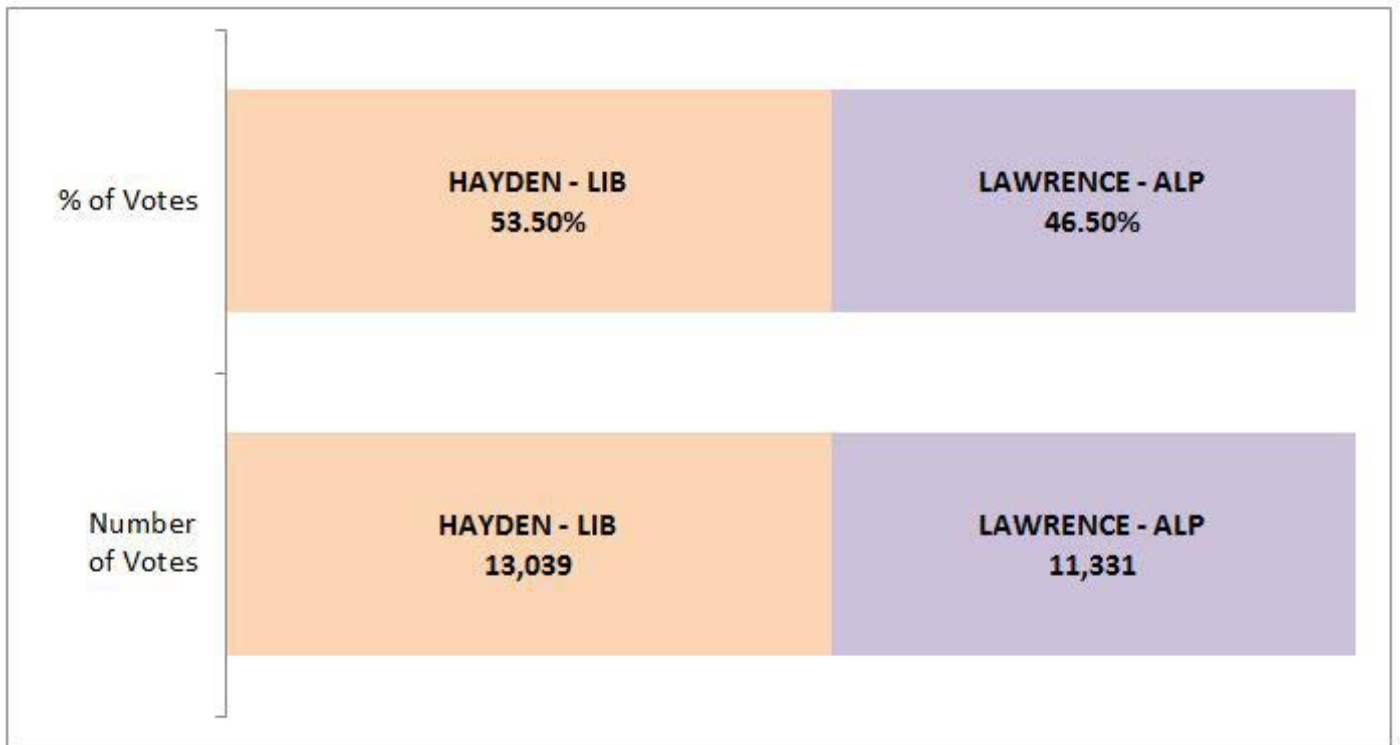
First Preference Votes For Each Candidate – By Polling Place

Polling Place	GOODRI CK W/AP	PYLE GRN	THOMAS -WURTH ALP	HAYDEN LIB	WATT FRWA	CADDIES PHON	LAWREN CE ALP	EIKELO OM/ACP	OSTLE SFPF	SHAW IND	O'BYRNE IND	Informal	Total Votes
Armadale Primary School	45	34	36	218	3	35	179	56	35	0	4	17	662
Bedfordale District Hall	40	54	20	260	1	41	211	59	28	5	7	35	761
Bruno Gianetti Hall	32	35	11	108	2	29	117	16	38	1	3	19	411
Byford Village Shopping Centre	68	80	66	531	7	272	469	135	100	12	6	115	1,861
Karragullen District Hall	14	12	5	110	0	11	53	14	7	0	0	8	234
Kelmscott Primary School	110	133	107	472	4	88	702	85	56	9	7	93	1,866
Kwinana South Bush Fire Brigade	50	65	14	180	4	31	273	21	16	0	0	30	684
Marri Grove Primary School	51	52	13	270	1	86	253	50	44	3	5	50	878
Mundaring Hall	57	66	17	283	7	21	277	13	21	4	3	33	802
Mundijong Primary School	79	62	34	301	3	97	232	77	62	3	2	50	1,002
Oakford Community Hall	82	62	18	360	3	46	174	42	21	2	5	57	872
Pickering Brook Primary School	30	35	5	256	3	14	118	12	24	5	2	20	524
Roleystone Hall	121	141	109	492	8	63	474	59	43	7	5	76	1,598
Serpentine Jarrahdale Community Recreation Centre	28	29	32	294	4	106	241	95	65	3	8	49	954
Serpentine Primary School	52	30	28	405	1	127	300	42	62	2	6	65	1,120
West Byford Primary School	43	81	31	281	5	110	418	54	48	6	7	67	1,151
Special Institutions, Hospitals & Remotes	0	0	0	0	0	0	0	0	0	0	0	0	0
Absent Votes	0	0	0	0	0	0	0	0	0	0	0	0	0
Early Votes (by Post)	147	126	91	1,008	28	152	663	81	118	37	20	62	2,533
Early Votes (In Person)	362	330	164	2,574	21	563	2,639	233	323	47	47	276	7,579
Provisional Votes	2	0	2	15	1	2	16	1	1	0	0	4	44
Total Votes	1,413	1,427	803	8,418	106	1,894	7,809	1,145	1,112	146	137	1,126	25,536

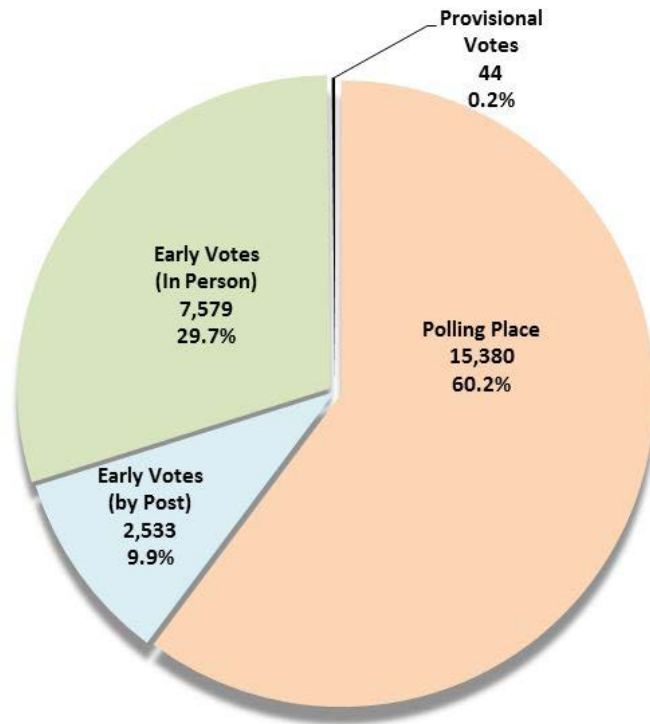
Distribution of Preferences

Distribution of Preferences														
Distribution Level	GOODRIC K WAP	PILE GRN	THOMAS-WURTH ALP	HAYDEN LIB	WATT FWFA	CADDIES PHON	LAWRENCE ALP	EIKELBOOM ACP	OSTLE SFPP	SHAW IND	O'BYRNE IND	Valid Votes	Exhausted	Total Votes
First Preference	1,413	1,427	803	8,418	106	1,894	7,809	1,145	1,112	146	137	24,410	0	24,410
Distribution 1	11	11	19	12	-106	19	6	4	11	9	4	0	0	0
Progressive Total 1	1,424	1,438	822	8,430	0	1,913	7,815	1,149	1,123	155	141	24,410	0	24,410
Distribution 2	6	3	0	4	0	3	8	1	9	106	-141	-1	1	0
Progressive Total 2	1,430	1,441	822	8,434	0	1,916	7,823	1,150	1,132	261	0	24,409	1	24,410
Distribution 3	56	27	29	21	0	23	27	12	66	-261	0	0	0	0
Progressive Total 3	1,486	1,468	851	8,455	0	1,939	7,850	1,162	1,198	0	0	24,409	1	24,410
Distribution 4	100	305	-851	87	0	85	177	20	73	0	0	-4	4	0
Progressive Total 4	1,586	1,773	0	8,542	0	2,024	8,027	1,182	1,271	0	0	24,405	5	24,410
Distribution 5	72	33	0	309	0	65	50	-1,182	652	0	0	-1	1	0
Progressive Total 5	1,658	1,806	0	8,851	0	2,089	8,077	0	1,923	0	0	24,404	6	24,410
Distribution 6	-1,658	473	0	446	0	174	385	0	172	0	0	-8	8	0
Progressive Total 6	0	2,279	0	9,297	0	2,263	8,462	0	2,095	0	0	24,396	14	24,410
Distribution 7	0	265	0	889	0	656	278	0	-2,095	0	0	-7	7	0
Progressive Total 7	0	2,544	0	10,186	0	2,919	8,740	0	0	0	0	24,389	21	24,410
Distribution 8	0	2,544	0	809	0	373	1,359	0	0	0	0	-3	3	0
Progressive Total 8	0	0	0	10,995	0	3,292	10,099	0	0	0	0	24,386	24	24,410
Distribution 9	0	0	0	2,044	0	-3,292	1,232	0	0	0	0	-16	16	0
Total	0	0	0	13,039	0	0	11,331	0	0	0	0	24,370	40	24,410

Two Candidate Preferred Results (after full distribution)



Total Votes by Type



Total Informal Votes by Type

