

NEDLANDS BY-ELECTION SATURDAY 9 JUNE 2001

ELECTION REPORT

Writ

The writ for an election in the Legislative Assembly electoral District of Nedlands was issued by the Deputy of the Governor of Western Australia to the Western Australian Electoral Commissioner on Thursday 10 May 2001.

In accordance with section 75 of the *Electoral Act 1907*, dates relevant to the election for the District of Nedlands by-election are:

Thursday 10 May 2001 –	Writ issued at 6pm.
Friday 18 May 2001 –	Nominations close at 6pm.
Saturday 9 June 2001 –	Polling day between the hours of 8am and 6pm.
Monday 25 June 2001 –	Last day for the return of the writ.

The rolls closed at 6pm Friday 18 May 2001.

Nominations

Nominations closed 6pm Friday 18 May 2001. The City of Nedlands agreed for the Commission to use the Council Chambers as the place for close of nominations.

The Liberal party lodged the relevant nomination forms with the Electoral Commissioner and the Returning Officer on Thursday 17 May 2001 for their candidate Sue Walker. The remaining candidates nominated direct to the Returning Officer.

Nominations for the Nedlands by-election closed at 6pm on Friday 18 May 2001 and the following candidates nominated (Candidates are listed in the order that their names appear on the ballot paper):

Candidate	Party
WALKER, Sue	Liberal
CORRIGAN, Simon	Australian Labor Party
COLLIN, Robin	Independent
WALKER, Steve	Greens (WA)
McDONALD, Karen	Independent
ASH, Frank	Independent
EDGAR, Bill	Pauline Hanson's ONE NATION
BUCKLE, Ashley	Democrat

Early Voting

Early voting (Pre-poll) was conducted at the following offices during normal business hours. Early voting concluded at 6pm on Friday, 8 June 2001.

Australian Electoral Commission, 355 Stirling Highway, Claremont
City of Nedlands, 71 Stirling Highway, Nedlands
W A Electoral Commission, Level 2, 111 St George's Terrace, Perth

Early votes (By-Post) closed at 9am Tuesday 12 June 2001.

Advertising

The election notice was placed in the *West Australian* on 12 May 2001.

The list of candidates' names and the order of the draw was published in the *West Australian* on 22 May 2001.


The Electoral Commissioner forwarded to every household, on 23 May 2001 a letter advising electors on voting information regarding the election.

The final election notice was published in the *Subiaco Post* on 8 June 2001.

Training

Training of Polling Place Managers, Mobile Polling Place Managers, Assistant Polling Place Managers and Enquiries Officers was conducted on Saturday 2 June and Tuesday 5 June 2001 at the Hollywood Senior High School. Six staff of the Commission were trained in the use of the Easy Vote System.


Polling Places

The following polling places in the District of Nedlands were open from 8am to 6pm on Election Day. Polling places with the best wheelchair access and parking are marked with this wheelchair symbol: 

Claremont

Claremont Primary School, Bay View Terrace

Dalkeith


Dalkeith Primary School, Circe Circle 

Jolimont

Jolimont Primary School, 657 Hay Street

Nedlands

Drabble House, 2 Webster Street

Hollywood Primary School, Monash Avenue 


Nedlands Primary School, 35 Kingsway

St Andrew's Church Hall, Cnr Stirling Highway & Napier Street

University of Western Australia - Nedlands Campus, Clifton Street entrance

Shenton Park

Shenton Park Child Centre, 334 Onslow Road 


St Aloysius Catholic Church, 84 Keightley Road West 

Subiaco

Perth Modern School, Roberts Road 

Subiaco Primary School, Bagot Road

Wembley

Central Metropolitan College of TAFE - Subiaco Campus, 133 Salvado Road 

West Leederville

West Leederville Primary School, Northwood Street 

West Perth

Ross Memorial Hall, Cnr Hay & Colin Streets 

The Commission provided a drive-in polling place where electors with limited mobility, and their drivers could vote without leaving the car. This polling place was at the:

University of Western Australia - Car Park P23, Cnr Mounts Bay Rd & Hackett Drive

Computers were used at the following six polling places, and the drive-in polling place, for the receipt of ordinary voters:

Dalkeith Primary School,
 Drabble House
 Hollywood Primary School
 Nedlands Primary School
 Shenton Park Child Centre
 Subiaco Primary School

The computers were delivered to the polling places by electoral staff between 6:45 and 7:00am on election morning. A Commission staff member was a supervisor at each site and trained operators in the use of the Easy Vote System before polling.

The advice received from the Issuing Officers was that issuing votes to 75 voters an hour would be comfortable, if they are allocated an Enquiry Officer per polling place.

There would have been a problem with the delivery of computers if the rain were heavy in the morning as it was during the day.

The use of computers at polling places for issuing ordinary votes was a success, with positive feedback from the electoral staff, operators and Polling Place Managers.

Mobiles for Special Institutions

There were three mobile teams allocated for this election to visit special institutions and hospitals within the electorate on and before election day. These teams had the use of desktop computers, these however, were unsuccessful as the batteries only lasted between 1 ½ to 2 hours.

On polling day the weather was poor with cold and rainy conditions, the voter turnout was 16,203 voters out of 23,723 electors on the electoral roll, giving an overall turnout of 68.3%.

Election Results – First Preferences			
Candidate (Ballot Paper Name and Order)	Party/Independent, if applicable	Total Valid Votes	%
WALKER, Sue	Liberal	6887	43.50
CORRIGAN, Simon	Australian Labor Party	2912	18.39
COLLIN, Robin	Independent	1928	12.18
WALKER, Steve	Greens (WA)	2214	13.99
McDONALD, Karen	Independent	254	1.60
ASH, Frank	Independent	93	0.59
EDGAR, Bill	Pauline Hanson’s ONE NATION	583	3.68
BUCKLE, Ashley	Democrats	960	6.06
	Total Valid Votes	15831	100%
	Informal	372	
	Total Votes	16203	

Distribution of Preferences – Two Unexcluded Candidates		
Candidate	Total Valid Votes	%
WALKER, Sue (Liberal)	8439	53.41
WALKER, Steve (Greens (WA)	7362	46.59
Exhausted	30	
Total Votes	15,831	

Sue Walker candidate for the Liberal Party for the electoral district of Nedlands, was declared elected on Wednesday 13 June 2001 at the City of Nedlands Council Chambers.

John Tonkin
RETURNING OFFICER

20 January 2011