

District of Peel By-election

3 February 2007



WESTERN AUSTRALIAN Electoral Commission

Election Report

REPORT ON THE PEEL BY-ELECTION 3 FEBRUARY 2007

Dear Minister

I am pleased to submit to you, for presentation to Parliament, my report on the administration of the Peel district by-election held on 3 February 2007 including the statistical return.

A handwritten signature in cursive script that reads "Warwick Gately".

Warwick Gately AM
ELECTORAL COMMISSIONER

October 2007

TABLE OF CONTENTS

SUMMARY	1
THE PEEL DISTRICT AT A GLANCE	2
The Peel Electorate.....	2
Map of the Peel Electorate.....	2
Former Members.....	3
BACKGROUND INFORMATION AND KEY RESULTS	3
2007 By-election.....	3
Peel By-election Timetable.....	3
Recent Results.....	4
Jeff McGinniss (Green (WA)).....	5
SERVICES TO ELECTORS	5
Issue of the Writ.....	5
Advertising.....	6
Media Alerts.....	7
Easy Voter Card.....	8
Election Information Services – Election Line and Web Site.....	9
Electors with Disabilities.....	9
Early Voting (by post).....	9
Early Voting (in person).....	10
Other Australian States and Territories.....	11
Overseas.....	11
Hospitals and Special Institutions.....	11
Polling Places.....	12
Electoral Rolls.....	13
SERVICES TO REGISTERED POLITICAL PARTIES AND CANDIDATES	15
The Returning Officer.....	15
Nominations and Ballot Paper Draw.....	17
List of Candidates (in ballot paper order and ballot paper name).....	17
Party and Candidate Support and Training.....	17
Information to Electors from Candidates and Parties.....	17
Posters and Signage.....	18
Provision of Election Results.....	18
COUNTING OF THE VOTES AND DECLARATION OF THE POLL	18
Post By-Election Survey.....	19
Complaints Handling.....	20
Non Voters.....	20
Costs.....	20
PEEL BY-ELECTION RESULTS	21
First Preference Votes by Candidate.....	21
Two Candidate Preferred Votes.....	24
First Preference Results by Type of Vote.....	25

SUMMARY

The result of the Peel by-election was declared by the returning officer, Ms Louise Foppoli, on Saturday 10 February 2007. Mr Paul Papalia (ALP), one of eight candidates contesting the by-election was elected, gaining 50.48% of the first preference votes. The two-party preferred majority was 29.18%, an increase of 2.18% from the 2005 State general election.

Early voting (in person) was available for electors at 38 locations throughout Western Australia, interstate and in London. In an evident trend, early voting (by post) increased by over 16% compared to the last State general election. On polling day, the same 15 polling places used in the 2005 State general election were again provided in the district in order to remove potential confusion for electors.

In an effort to maximise voter turnout on polling day, a personally addressed Easy Voter Card was delivered to every elector within the district. This carried a map of the district, information on how to cast an early vote, a list of polling places, instructions on how to fill out the ballot paper and the message that voting in the by-election was compulsory.

Voter turnout was high compared with previous by-elections, with 79.54% of eligible electors casting a vote. An intercept survey was conducted on polling day at various public locations in the district, its purpose being to better understand the motivators and barriers to enrolment and voting.

The total cost of the by-election was \$169,477 excluding GST, and does not include Commission overheads including salaries. Additionally, public funding of candidates and parties may cost \$30,175.

THE PEEL DISTRICT AT A GLANCE

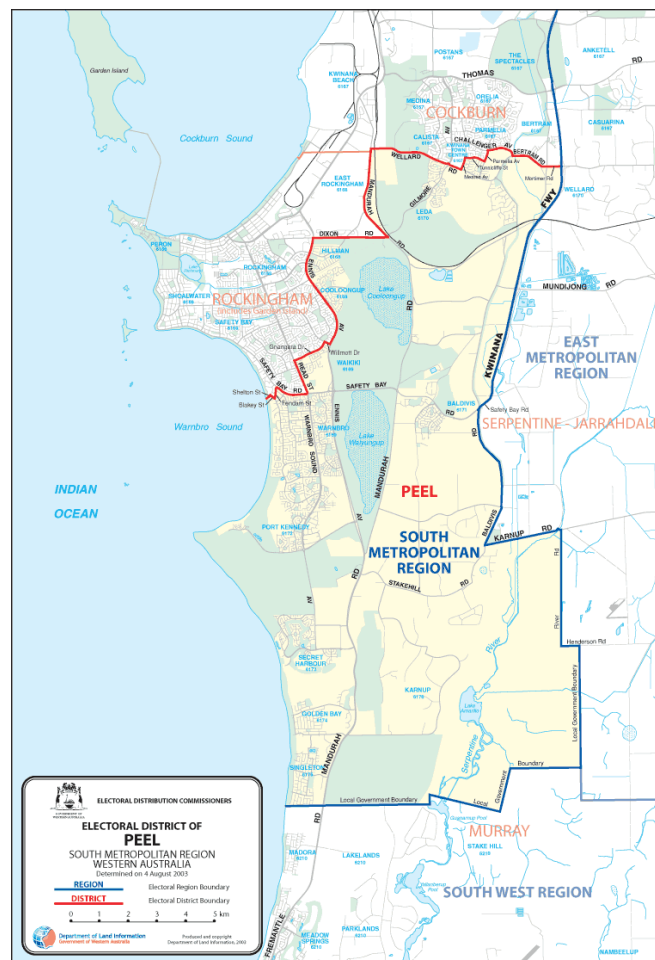
The Peel Electorate

Area: 192 km²

Location: One of 10 districts in the South Metropolitan Region

Includes Suburbs/Towns: Baldvis*, Coo loongup*, East Rockingham*, Golden Bay, Hillman, Hopeland*, Karnup, Leda, Parmelia*, Port Kennedy, Secret Harbour, Singleton, Waikiki*, Warnbro, Wellard*. (* part)

Map of the Peel Electorate



Former Members

The electorate of Peel was established in 1989. Since its inception as a district of Western Australia the seat has been held by the Australian Labor Party, represented by the following members:

Period	Member	Party Affiliation
1989–2006	Norman Richard Marlborough	Australian Labor Party
2007–	Paul Papalia	Australian Labor Party

BACKGROUND INFORMATION AND KEY RESULTS

2007 By-election

The 3 February 2007 by-election was held due to the resignation of the Hon. Norman Richard Marlborough on 9 November 2006.

Mr Marlborough took office in the district of Peel in 1989 and held the position as the member for Peel for 17 years, 9 months and 5 days.

Peel By-election Timetable

Issue of the writ	Tuesday 21 November 2006
Nomination for candidates opens	Wednesday 22 November 2006
Applications for Early Votes (by post) opens	Wednesday 22 November 2006
Electoral district roll close	6.00 pm Wednesday 29 November 2006
Close of nominations - political parties	6.00 pm Wednesday 3 January 2007
Close of nominations & draw for ballot paper positions	6.00 pm Thursday 4 January 2007
Early Votes (in person) opens	Monday 8 January 2007
Early Votes (by post) commences	Tuesday 9 January 2007
Mobile polling for special institutions and hospitals commences	Monday 22 January 2007
Close of written applications of Early Votes (by post)	6.00 pm Thursday 1 February 2007
Close of Early Votes (in person)	6.00 pm Friday 2 February 2007
Polling Day	8.00 am to 6.00 pm Saturday 3 February 2007
Close of receipt of Early Votes (by post)	9.00 am Tuesday 6 February 2007
Return of the writ	Not later than Monday 19 February 2007



Recent Results

2007 By-Election – District of Peel

Enrolled electors	27,907	
Total votes	22,197	79.54%
- Formal votes	21,396	96.39%
- Informal votes	801	3.61%
Non voters	5,710	20.46%

First Preference Results

Brian McCarthy (CITIZENS ELECTORAL COUNCIL)	168	0.79%
Robert Woodward (Independent)	461	2.15%
Brent Tremain (Christian Democratic Party WA)	871	4.07%
Craig Bradshaw (ONE NATION)	913	4.27%
Gerard Kettle (Independent)	1,062	4.96%
Dawn Jecks (Greens (WA))	1,941	9.07%
Graeme Coleman (Liberal)	5,179	24.21%
Paul Papalia (Australian Labor Party)	10,801	50.48%

Two Candidate Preferred Result

Graeme Coleman (Liberal)	7,570	35.41%
Paul Papalia (Australian Labor Party)	13,811	64.59%

2005 State General Election – District of Peel

Enrolled electors	26,753	
Total votes	24,092	90.05%
- Formal votes	22,843	94.82%
- Informal votes	1,249	5.18%
Non voters	2,661	9.95%

First Preference Results

Mick Le-Cocq (CITIZENS ELECTORAL COUNCIL)	90	0.37%
William Ritchie (ONE NATION)	501	2.08%
Graham Winterbottom (FAMILY FIRST)	751	3.12%
Brent Tremain (Christian Democratic Party WA)	859	3.56%
Julie Baker (Greens (WA))	1,456	6.04%
Rob Brown (Liberal)	6,628	27.51%
Norm Marlborough (Australian Labor Party)	12,558	52.13%

Two Candidate Preferred Result

Rob Brown (Liberal)	8,328	36.50%
Norm Marlborough (Australian Labor Party)	14,488	63.50%

2001 State General Election – District of Peel

Enrolled electors	31,357	
Total votes	28,528	90.98%
- Formal votes	27,479	96.32%
- Informal votes	1,049	3.68%
Non voters	2,829	9.02%

First Preference Results

Alan Grafton	107	0.38%
John Vickers (Independent)	299	1.05%
Lynette Lowery-Small (Independent)	354	1.24%
Craig Wakeford (DEMOCRATS)	747	2.62%
Jeff McGinniss (Green (WA))	2,021	7.08%
Bill Holmes (Pauline Hanson's ONE NATION)	3,480	12.19%
John Wootton (Liberal)	5,962	20.89%
Norm Marlborough (Australian Labor Party)	14,509	50.86%

Two Candidate Preferred Result

John Wootton (Liberal)	9,040	33.45%
Norm Marlborough (Australian Labor Party)	17,984	66.55%

SERVICES TO ELECTORS

Issue of the Writ

The writ for the by-election in the Legislative Assembly electoral district of Peel was issued by the Speaker of the Legislative Assembly to the Western Australian Electoral Commissioner on Tuesday 21 November 2006.

The writ laid out key dates necessary for the returning officer to arrange the poll to be conducted in the electoral district, these were:

Close of Roll:	Wednesday 29 November 2006
Close of Nominations:	Thursday 4 January 2007
Polling Day:	Saturday 3 February 2007
Return of Writ	Not later than Monday 19 February 2007



Advertising

The Commission placed many advertisements in the State-wide newspaper, *The West Australian*, and the two local newspapers in the district, namely the *Weekend Courier* and the *Sound Telegraph*. The advertisements were designed to notify electors of important information leading up to polling day. The advertising undertaken represented that which is required to be provided as specified in the *Electoral Act 1907* and campaign advertising chosen to be undertaken at the discretion of the Commission.

Type of Advertisement	Newspaper	Date of Publication
Notice of issue of the writ and details	<i>Government Gazette</i>	24 November 2006
Notice of Election	<i>The West Australian</i> <i>Weekend Courier</i> <i>Sound Telegraph</i>	25 November 2006 24 November 2006 29 November 2006
Extended election timeframe	<i>The West Australian</i>	25 November 2006
Enrolment	<i>Weekend Courier</i> <i>Sound Telegraph</i>	24 November 2006 29 November 2006
Details of Returning Officer, place of declaration of nominations, polling places, declared special institutions, declaration of boundaries of a polling area, list of registered political parties	<i>Government Gazette</i>	5 December 2006
Details of Candidates	<i>The West Australian</i>	6 January 2007
Compulsory Voting	<i>Sound Telegraph</i> <i>Weekend Courier</i>	17, 24 & 31 January 2007 19, 26 January & 2 February 2007
How to vote	<i>Weekend Courier</i> <i>Sound Telegraph</i>	26 January 2007 31 January 2007
Polling Place Locations	<i>Weekend Courier</i> <i>Sound Telegraph</i>	26 January 2007 31 January 2007
Vote Today	<i>The West Australian</i>	3 February 2007
By-election Results	<i>The West Australian</i>	14 February 2007

Media Alerts

Seven media alerts were sent to all Western Australian metropolitan media at various stages of the by-election period.

Subject	Date of Release
Election announcement and enrol now	21 November 2006
Close of nominations	28 December 2006
Candidates	4 January 2007
Easy voter card	22 January 2007
Polling Day reminder	30 January 2007
Polling night results	3 February 2007
Final results	12 February 2007

In addition the Electoral Commissioner was interviewed by the local community newspaper, ABC radio and Channel 10 in the lead up to the by-election.




Easy Voter Card

In an effort to maximise elector turnout a personally addressed Easy Voter Card was produced and mailed to every elector within the district in the week commencing 22 January 2007. The messages in the Easy Voter Card reminded electors that voting was compulsory, gave the date and time of polling, provided an address list of all polling places within the district as well as details of how to cast an early vote, how to fill in ballot papers and a map of the district.

Peel by-election, Saturday 3 February 2007

Voting is compulsory. Your vote counts. Here is your Easy Voter Card – it will make voting easier.

TAKE THIS CARD WITH YOU TO MAKE VOTING EASIER



Voting on polling day


When
Saturday 3 February 2007
8.00 am to 6.00 pm (WDST)

Where
For a list of polling places in the Peel district see your Easy Voter Card attached.

Need more information?
Contact the election line on 13 63 06
Web site: www.waec.wa.gov.au
TTY Tel: 9214 0487
Fax: 9226 0577
Visit us at Level 2, 111 St Georges Tce
(cnr William St), Perth WA


For more information in languages other than English, call the Translating and Interpreting Service on 13 14 50 and then ask to be linked to the Western Australian Electoral Commission on 13 63 06. Phone calls from anywhere in Australia are charged at the local call rate or the mobile phone rate.

Authorised by Warwick Gately AM, Electoral Commissioner



Peel by-election

A voting guide to the by-election
Saturday 3 February 2007



Map reproduced with permission of the Department of Land Information, WA.

A by-election is being held in the State electoral district of Peel. Voting for the Peel by-election is on Saturday 3 February 2007 from 8.00 am to 6.00 pm, Western Daylight Savings Time (WDST).

Where
For a list of polling places in the Peel district see your Easy Voter Card attached.

What to do if you can't get to a polling place
If you can't get to a polling place on Saturday 3 February, you can cast an early vote in person or by post.

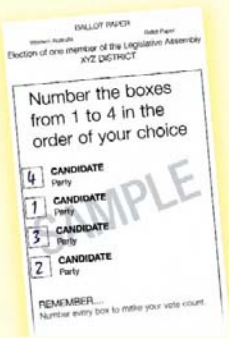
Early voting in person
You can vote in person at Magistrates' Courts throughout the State or at the following early voting issuing places between the dates and times mentioned below:
AEC Divisional Office of Brand
4/3 Robinson Place
ROCKINGHAM WA 6168
Western Australian Electoral Commission
Level 2, 111 St Georges Terrace
(corner of William St)
PERTH WA 6000
Phone: 9214 0400 Fax: 9226 0577
Web site: www.waec.wa.gov.au
Email: waec@waec.wa.gov.au

When
Between 9.00 am and 5.00 pm (WDST), Monday 8 January to Thursday 1 February 2007, and 9.00 am to 6.00 pm on Friday 2 February 2007.

Early voting by post
Postal voting is also available for this election. Application forms are available from Australia Post outlets in the Peel area, by phoning 13 63 06 or from the Western Australian Electoral Commission web site: www.waec.wa.gov.au. Application forms must be received by 6.00 pm on Thursday 1 February 2007.

How to vote

The ballot paper may look like this:



- Clearly write the number '1' in the box next to the candidate or party of your first choice.
- Write number '2' in the box next to the candidate or party of your second choice.
- Continue to number all the boxes until there is a different number in every box.

Voting is compulsory
If you are on the electoral roll for the Peel district, you must vote in this election or you risk being fined.

EASY VOTER CARD

VOTING IS COMPULSORY FOR ENROLLED ELECTORS

District Polling Places (on 3 Feb 2007)

Chilf Primary School CHILF, 6061	Kayara Primary School WARRIDOO, 6185	Safety Bay or High School SAFETY BAY, 6193
Chilvaan Primary School CHILVAAN, 6161	Lula Primary School WARRIDOO, 6185	Secret Marys Primary School 172 Mulcahy Place WARRIDOO, 6185
Clifton Road 1524 Main Street WARRIDOO, 6185	Perkins Primary School Perkins Road WARRIDOO, 6185	Southern Community Hill 111 Mulcahy Avenue WARRIDOO, 6185
Daniel Community Centre 111 Mulcahy Avenue WARRIDOO, 6185	Port Kennedy 111 Mulcahy Avenue WARRIDOO, 6185	Chardwell Street SHREVELOW, 6173
Eden Vale Primary School 111 Mulcahy Avenue WARRIDOO, 6185	Rockingham Lakes Primary School 111 Mulcahy Avenue WARRIDOO, 6185	Trinity Oval WARRIDOO, 6185
Maria Mary Primary School COCKINGHAM, 6168	Warringo Primary School WARRIDOO, 6185	Warringo Community High School WARRIDOO, 6185
Hillside Hill		

Early Voting outside WA (9 Jan to 2 Feb 2007)
Other Australian States & Territories
There are seven election offices in NSW, SA, Vic, WA, TAS, NT and ACT. Details of dates and sites of the Election Commission web site: www.waec.wa.gov.au

Comments: Unlike England, a pre-arranged meeting is not required for Australian States & Territories.
Chilf, Chilvaan, Clifton Road, Clifton Road, Daniel Community Centre, Eden Vale, Maria Mary, Warringo Primary School, Warringo Primary School, Warringo Community High School, Hillside Hill.
Phone: 0214 4207 2863 Fax: 0214 4207 2867

YOU CAN VOTE WITHOUT THIS CARD BUT IT MAY TAKE LONGER

The Easy Voter Card concept resulted from elector feedback following the Victoria Park by-election in March 2006 where a postcard with similar information was distributed to every household. Electors felt the postcard was too generic and expressed the desire for such information to be personally addressed in the future.

In an intercept survey conducted on the day of the Peel by-election, 50% of electors recalled receiving the Easy Voter Card. When prompted, this figure rose to 65%. When asked if any improvements could be made to the format or delivery of the card, 89% expressed that they were satisfied with the card's current design.

Election Information Services – Election Line and Web Site

From 2 January 2007 until 9 February 2007, the Western Australian Electoral Commission provided a telephone enquiry service to the general public through a 1300 number which had previously been established for elector enquiries. The election line was staffed from 8.00 am to 5.00 pm every weekday and from 8.00 am until 6.00 pm on polling day.

A total of 1,919 calls were made to this service over the election period. The majority of enquiries were with regard to enrolment status (65%), early voting (in person), early voting (by post) and polling place locations.

A large proportion of calls related to geographic locations and boundaries between the districts of Peel, Rockingham and Mandurah. This was particularly noticeable on polling day where many electors in the adjacent district of Rockingham wanted to know if they were required to vote, having seen activity at polling places in their district. There was also some confusion between the Peel district and the Peel region.

The Commission web site also contained contact details of the returning officer, information regarding the timetable of the by-election, early voting (by post) application forms, details of early voting (in person) locations, polling places, a colour map of polling places within the district, electorate profile and at the conclusion of polling was continuously updated with election results.

Electors with Disabilities

All polling places and early voting (in person) issuing offices were equipped with magnifying sheets, large 2B pencils with a triangular grip and hearing impairment information desk cards.

On polling day, nine of the 15 polling places provided best wheelchair access and parking. Additionally, polling place managers were trained and prepared to issue a vote to electors unable to come into a polling place.

Early Voting (by post)

Early voting (by post) was available to electors who were unable to visit a polling place on polling day.

Application forms were available for download from the Commission's web site, AEC divisional offices, five Australia Post offices in and around the district, the GPO in Perth and upon request from the election line staff.

Applications for early voting (by post) commenced on Wednesday 22 November 2006 and closed on Thursday 1 February 2007. Final postal votes received prior to 9.00 am on Tuesday 6 February 2007, bearing a postmark prior to 6.00 pm on 3 February 2007 were accepted, in accordance with the Act.

Processing of all applications was performed centrally at Commission offices. Of the 1,123 postal votes issued, 727 were returned. Of those returned 719 were deemed to be valid votes.



Early Voting (in person)

Early voting (in person) was available to Peel electors from Monday 8 January 2007 at the following offices during normal business hours and concluded at 6.00 pm on Friday 2 February 2007.

ARMADALE
Armadale Court House

CANNINGTON
Australian Electoral Commission
Division of Swan

FREMANTLE
Fremantle Court House

JOONDALUP
Joondalup Court House

MANDURAH
Mandurah Court House

MIDLAND
Midland Court House

PERTH
Western Australian Electoral
Commission

ROCKINGHAM
Rockingham Court House

ALBANY
Albany Court House

BROOME
Broome Court House

BUNBURY
Bunbury Court House

BUSSELTON
Busselton Court House

CARNARVON
Carnarvon Court House

COLLIE
Collie Court House

DERBY
Derby Court House

ESPERANCE
Esperance Court House

GERALDTON
Geraldton Court House

KALGOORLIE
Kalgoorlie Court House

KARRATHA
Karratha Court House

KATANNING
Katanning Court House

KUNUNURRA
Kununurra Court House

MANJIMUP
Manjimup Court House

MERREDIN
Merredin Court House

MOORA
Moora Court House

NARROGIN
Narrogin Court House

NORTHAM
Northam Court House

ROEBOURNE
Roebourne Court House

SOUTH HEDLAND
South Hedland Court House

Other Australian States and Territories

There were seven electoral offices in the other Australian States and Territories where Western Australian electors could cast an early vote (in person) before polling day.

AUSTRALIAN CAPITAL
TERRITORY
ACT Electoral Commission

VICTORIA
Victorian Electoral Commission

NORTHERN TERRITORY
Northern Territory Electoral
Commission

QUEENSLAND
Electoral Commission Queensland

SOUTH AUSTRALIA
State Electoral Office South
Australia

TASMANIA
Tasmanian Electoral Office

NEW SOUTH WALES
State Electoral Office

Overseas

There was one office outside Australia where Peel electors could cast an early vote (in person) before polling day.

UNITED KINGDOM
Government of Western Australia
European Office

A total of 1,306 early votes (in person) were made of which 17 were informal. This resulted in 1,289 formal votes being included in the count.

Hospitals and Special Institutions

One mobile team was allocated to visit three special institutions and hospitals within the electorate before polling day. The team had the use of a new tablet PC which could be operated by pen or by keyboard.

The PC, a Fujitsu LifeBook P1510, weighed only one kilogram and could be used with either the keyboard or by rotating the screen, folding it over the keyboard and operating it via a stylus on the screen. The handwriting recognition software proved to be very user friendly and members of the mobile team gave the PC a very positive report.

The PC has a three hour battery life, was easy to operate in both standing (tablet usage) or sitting (keyboard) usage modes.

Summary: For portable use, the tablet PC is a significant improvement for polling staff who are required to be 'on the move'. It is recommended that the tablet PC be utilised for future by-election mobile polling teams and by the busier mobile polling teams (visiting large hospitals) at the next State general election.



The details of the special institutions and hospitals within the district were:

Name	Address
Bert England Lodge	111 Woodbridge Drive, COOLOONGUP 6168
Bethanie Waters Aged Care	18 Olivenza Crescent, PORT KENNEDY 6172
Rockingham-Kwinana District Hospital	Elanora Drive, ROCKINGHAM 6168

A total of 62 votes were issued and collected from these locations of which five were informal. This resulted in 57 formal votes being included in the count.

Polling Places

There were 15 polling places provided for electors on polling day. These polling places were the same venues which were available to electors at the State general election in 2005. Three of these were just outside the district.

All polling places were open from 8.00 am to 6.00 pm on polling day. Polling places with the best wheelchair access and parking are indicated.

Polling Place Location	Address	
Tranby College	Tranby Drive, BALDIVIS 6171	
Calista Primary School	1 Chilcott Street, CALISTA 6167	
Cooloongup Primary School	Westerly Way, COOLOONGUP 6168	
Coastal Community Centre	Tangadee Road, GOLDEN BAY 6174	
Hillman Primary School	Unnaroo Street, HILLMAN 6168	
Leda Primary School	1-25 Feilman Drive, LEDA 6170	
Port Kennedy Primary School	1 La Manche Avenue, PORT KENNEDY 6172	
Rockingham Lakes Primary School	Laguardia Loop, PORT KENNEDY 6172	
Safety Bay Senior High School	Malibu Road, SAFETY BAY 6169	
Secret Harbour Primary School	178 Maratea Parade, SECRET HARBOUR 6173	
Singleton Community Hall	Cavender Street, SINGLETON 6175	
Charthouse Primary School	43 Rand Avenue, WAIKIKI 6169	
Rockingham Baptist Church	Gnangara Drive, WAIKIKI 6169	
Koorana Primary School	109 Coronata Drive, WARNBRO 6169	
Warnbro Community High School	2 Swallowtail Parade, WARNBRO 6169	

Electoral Rolls

Paper electoral rolls (Certified Lists) were used in all polling places. Electors who presented themselves to vote at the polling place were marked off on the roll. A total of 69 rolls were printed. When returned, these rolls were electronically scanned to determine who had voted at the polling places.

Copies of the roll were loaded onto two laptop computers which were provided to the Australian Electoral Commission Division of Brand in Rockingham for early voting (in person). This allowed electors to be checked and marked off the roll without completing a declaration envelope.



SERVICES TO REGISTERED POLITICAL PARTIES AND CANDIDATES

The Returning Officer

Ms Louise Foppoli was appointed returning officer for the Peel by-election and worked from her home office.

Under the direction of the Electoral Commissioner, a State returning officer performs specific duties and tasks, some of which are listed below.

General Administrative Duties & Tasks

- Provide ongoing security and safe-keeping for polling materials
- Maintain records (including correspondence, accounts and other relevant documents)
- Maintain staff payment records in accordance with requirements
- Respond to enquiries from candidates, potential candidates, public and polling site authorities

Prior to Issue of the Writ

- Become familiar with polling requirements and historical records for the district
- Prepare and dispatch provisional offers of appointment to polling staff
- Liaise with potential candidates regarding nomination procedures and their obligations

On Issue of the Writ

- Inspect polling places (including mobile polling sites)
- Complete and forward polling place profiles for each polling place
- Attend training session
- Select and appoint staff
- Confirm polling place bookings

Between Issue of the Writ and Nomination Day

- Receive local nominations
- Follow-up outstanding hire of premises

On Nomination Day

- Attend place for nomination between 5.00 pm and 6.00 pm to receive nominations
- Conduct draw for positions on ballot paper
- Conduct candidate information sessions

Between Close of Nominations and Polling Day

- Arrange premises and notify staff regarding face-to-face training sessions
- Conduct face-to-face training session for polling place managers and assistant polling place managers
- Conduct face-to-face training session for mobile polling teams
- Receive and check staff packs
- Dispatch polling official appointments, manuals and workbooks
- Receive and reconcile ballot papers received
- Receive and check other polling place materials
- Allocate materials to polling places
- Supply materials to polling place managers

On Polling Day

- Visit polling places during polling hours
- Respond to candidate and public enquiries
- Receive and monitor the receipt of primary vote and notional count figure from polling places
- Transmit progressive polling place figures to the Commission
- Check-in polling place materials returned by Polling Place Managers

On the Sunday after Polling Day

- Reconcile polling place managers' returns
- Complete statistical returns
- Check and verify staffing records used for payment of polling officials
- Complete staff returns and assessments for polling place and casual staff
- Sort and package all used and unused materials for return to the Commission's store
- Record number of unused ordinary ballot papers
- Sort and reconcile all provisional votes issued at polling places in district

After Polling Weekend

- Conduct full distribution of preferences/two unexcluded candidate preference count
- Conduct informal vote survey
- Declare the poll

Nominations and Ballot Paper Draw

The close of nominations and the draw for ballot paper positions was conducted at the Australian Electoral Commission Division of Brand at 4/3 Robinson Place, Rockingham WA 6168 by the returning officer.

The registered parties lodged the relevant nomination forms with the Electoral Commission centrally and independent candidates lodged their forms with the returning officer prior to the close of nominations.

At the close of nominations at 6.00 pm on Thursday 4 January 2007 eight candidates had nominated to contest the election.

List of Candidates (in ballot paper order and ballot paper name)

McCARTHY, Brian	CITIZENS ELECTORAL COUNCIL
WOODWARD, Robert	Independent
TREMAIN, Brent	Christian Democratic Party WA
KETTLE, Gerard	Independent
PAPALIA, Paul	Australian Labor Party
BRADSHAW, Craig	ONE NATION
JECKS, Dawn	Greens (WA)
COLEMAN, Graeme	Liberal

Party and Candidate Support and Training

An informational letter was sent to all political parties prior to the close of nominations.

All candidates, and prospective candidates, were provided with a pack which included a brochure titled Eligibility for Membership of State Parliament, a Candidates Guide Legislative Assembly, a Disclosure of Gifts, Other Income and Electoral Expenditure Guidelines, a nomination form and receipt, and various other forms nominating ballot paper particulars, appointment of an agent and scrutineer appointment forms. These items were also available to download from the Commission's web site.

Information to Electors from Candidates and Parties

Enquiries were received at the Australian Electoral Commission's office in Rockingham and through the Western Australian Electoral Commission's election line from electors in the district of Rockingham who had received information from the Liberal Party informing them they were in the District of Peel and encouraging them to vote. This misinformation confused and concerned these electors and possibly others who did not make contact. Feedback on this issue was immediately provided to the Liberal Party representatives in order that the impact of this action could be addressed swiftly.

Posters and Signage

There are certain requirements under section 191A and 192 of the Electoral Act 1907 which registered political parties and candidates are required to adhere to in regard to any advertisement, handbill or pamphlet which they produce. They must contain the name and address of the person authorising it, and the name and place of business of the printer.



Additionally no electoral advertising is permitted within six metres from the entrance to a polling place on polling day. No polling place manager reported a breach of these requirements on polling day.

Provision of Election Results

Election results were progressively available to electors, media and the general public via the Commission's web site at www.waec.wa.gov.au and from www.electionswa.com.au through a virtual tally room.

COUNTING OF THE VOTES AND DECLARATION OF THE POLL

Counting of votes commenced at 6.00 pm on polling night with the results being received by the Commission periodically until approximately 8.30 pm when the final results for the night were received. The notional results were transmitted periodically and relayed onto the Internet.

On Tuesday 6 February 2007 final postal votes and provisional votes were verified and counted.



On Thursday 8 February 2006 a full distribution of preferences was conducted at the returning officer's home office. This count expanded and refined the notional distribution of preferences conducted on election night, and resulted in a very similar outcome.

The returning officer formally declared the poll on Saturday 10 February 2007 at the Don Cuthbertson Reserve, Elanora Drive, Cooloongup. Mr Paul Papalia, representing the Australian Labor Party, was declared elected as the new member for the Legislative Assembly district of Peel, with a majority of 6,241 votes. Mr Papalia was sworn into Parliament as the new member on Tuesday 27 February 2007.

Information relating to the by-election, which included the results on-line at polling place level, was included on the Commission's web site.

Post By-Election Survey

The Commission engaged Synovate, a market research company, to help design and conduct an intercept survey on polling day at a number of public locations in the Peel district. The aim of the survey was to look at voting behaviours and attitudes of eligible citizens in the Peel district, with a particular focus on motivators and barriers to voting. The Commission also wanted to measure the effectiveness of the Easy Voter Card in informing the public. A total of 809 people within the district were interviewed at an intercept location.

Key learnings included:

- Approximately 6.8% of eligible adults within the district were not on the electoral roll. Of these, 55% indicated that their reason for non-enrolment was a lack of knowledge of the electoral process. Respondents were given some alternatives as to where they thought it would be convenient to collect Application for Enrolment forms and 57% indicated shopping centres as the preferred locations.
- 85% of respondents indicated that they had already voted in the by-election, or intended to.
- The main reason provided for not voting was a lack of interest in voting (31%).

- 88.8% of respondents indicated that they were aware that a by-election was being held with 39% indicating that Community Newspapers were their primary source of by-election information.
- 50% of respondents recalled receiving an Easy Voter Card unprompted. A further 15% recalled receiving the card once prompted. 89% were satisfied with the format of the card.
- While over eight out of 10 electors knew that voting in State general elections was compulsory, only seven out of 10 indicated that it was compulsory to vote in State by-elections. Almost nine out of 10 electors knew there was a requirement to inform the Commission when their enrolment details changed.

Complaints Handling

A total of nine complaints were received relating to the Peel by-election, which is four more than the last by-election in Victoria Park in 2006. The majority of the complaints were responded to and resolved within 24 hours of receipt. One complaint is ongoing and being dealt with directly by the Electoral Commissioner.

Number of Complaints	% of Complaints	Nature of Complaints
2	22%	Election advertising material
1	11%	Banter between party volunteers
2	22%	Polling places outside Peel
2	22%	Commission web site difficult to navigate
1	11%	Clarity of district map as printed in newspaper
1	11%	Advised that could vote at Midland courthouse, but was closed on polling day

Non Voters

A total of 5,710 electors were identified as apparent non voters. At the time of writing this document 3,160 electors were excused for valid reasons. This included the elector being absent from the state, personal illness or having changed address.

Significantly, and in direct contrast to the Victoria Park by-election 11 months prior, very few electors informed the Commission that they were unaware that a by-election was taking place. This reinforces the success of the personally addressed Easy Voter Card mail out campaign.

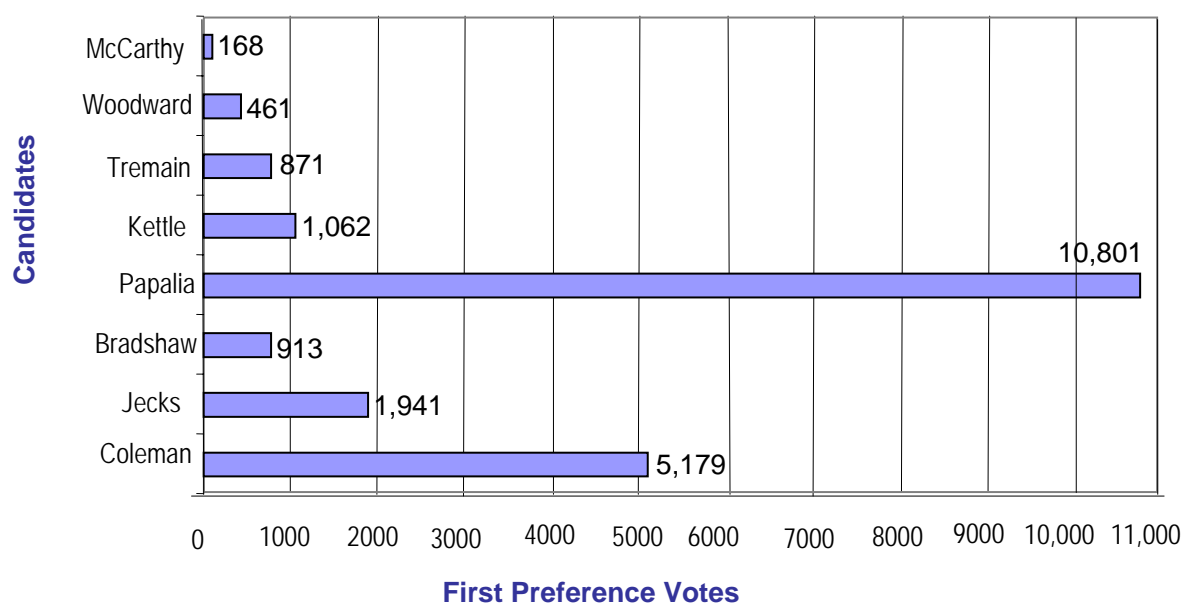
Costs

The total cost of the by-election was \$169,477 excluding GST, and does not include Commission overheads including salaries. This cost comprises of \$56,868 for remunerations, \$75,923 for advertising and communications, \$20,021 for services and contracts and \$16,665 for materials and administrative costs.

PEEL BY-ELECTION RESULTS

Enrolment:	27,907
Formal Votes:	21,396
Informal Votes:	801 (3.61% of total votes)
Total Votes:	22,197 (79.54% of enrolled electors)

First Preference Votes by Candidate



First Preference Votes Polled for Each Candidate at Each Polling Place

PP No.	Polling Place	McCARTHY Brian CEC Votes	WOODWARD Robert IND Votes	TREMAIN Brent CDP Votes	KETTLE Gerard IND Votes	PAPALIA Paul ALP Votes	BRADSHAW Craig ONP Votes	JECKS Dawn GRN Votes	COLEMAN Graeme LIB Votes	Total Formal Votes	Informal Votes	Total Votes
1	Calista Primary School	3	10	26	27	240	26	50	79	461	24	485
2	Charthouse Primary School	4	15	16	41	348	36	79	185	724	23	747
3	Coastal Community Centre	10	19	36	26	354	26	80	250	801	33	834
4	Cooloongup Primary School	5	11	44	29	440	30	59	150	768	29	797
5	Hillman Primary School	8	31	39	81	702	66	119	213	1259	49	1308
6	Koorana Primary School	13	51	63	96	943	91	181	298	1736	86	1822
7	Leda Primary School	16	28	50	61	807	67	140	209	1378	61	1439
8	Port Kennedy Primary School	15	50	102	134	1276	110	203	605	2495	113	2608
9	Rockingham Baptist Church	8	9	46	30	341	15	59	140	648	23	671
10	Rockingham Lakes Primary Sch	7	18	41	65	565	42	49	250	1037	49	1086
11	Safety Bay Senior High School	3	4	16	10	143	18	27	91	312	13	325
12	Secret Harbour Primary School	16	60	76	88	981	66	191	614	2092	74	2166
13	Singleton Community Hall	6	15	51	42	527	40	117	285	1083	33	1116
14	Tranby College	6	44	125	64	831	93	202	660	2025	69	2094
15	Warnbro Community High Sch	21	51	104	168	1201	109	253	600	2507	91	2598
Polling Place Totals		141	416	835	962	9699	835	1809	4629	19326	770	20096
Absent Votes		0	0	0	0	0	0	0	0	0	0	0
Early Votes (by post)		10	22	14	46	330	41	52	204	719	8	727
Early Votes (in person)		16	22	21	52	741	36	78	323	1289	17	1306
Provisional Votes		0	0	1	0	1	0	1	2	5	1	6
Special Institutions & Remote		1	1	0	2	30	1	1	21	57	5	62
Declaration and Mobile Votes Total		27	45	36	100	1102	78	132	550	2070	31	2101
Total First Preferences Votes		168	461	871	1062	10801	913	1941	5179	21396	801	22197
%Total Valid Votes		0.79%	2.15%	4.07%	4.96%	50.48%	4.27%	9.07%	24.21%	100.00%		

Distribution of Preferences

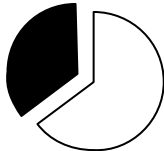
Preference Distribution	McCARTHY Brian Votes	WOODWARD Robert Votes	TREMAIN Brent Votes	KETTLE Gerard Votes	PAPALIA Paul Votes	BRADSHAW Craig Votes	JECKS Dawn Votes	COLEMAN Graeme Votes	Votes remaining in count	Exhausted Votes	Total Formal Votes
First Preference Votes	168	461	871	1,062	10,801	913	1,941	5,179	21,396		21,396
McCARTHY Excluded	94		22	9	18	6	8	10	167	1	168
Total	555	555	893	1,071	10,819	919	1,949	5,189	21,395	1	21,396
WOODWARD Excluded			127	221	70	33	63	40	554	1	555
Total			1,020	1,292	10,889	952	2,012	5,229	21,394	2	21,396
BRADSHAW Excluded			76	174	232		298	172	952		952
Total			1,096	1,466	11,121		2,310	5,401	21,394	2	21,396
TREMAIN Excluded				587	171		124	211	1,093	3	1,096
Total				2,053	11,292		2,434	5,612	21,391	5	21,396
KETTLE Excluded					526		844	680	2,050	3	2,053
Total					11,818		3,278	6,292	21,388	8	21,396
JECKS Excluded					1,993			1,278	3,271	7	3,278
District Total					13,811			7,570	21,381	15	21,396
					64.59%			35.41%			Absolute Majority = 10691

Two Candidate Preferred Votes

Paul PAPALIA Australian Labor Party
elected as the member for PEEL with
a majority of 6241 votes

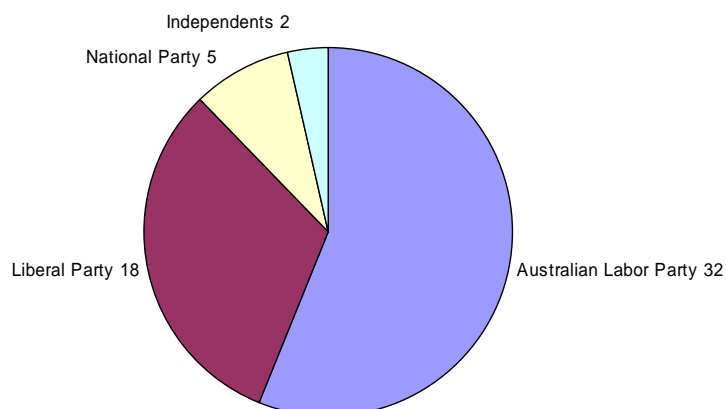
2 Candidate Preferred

Graeme
COLEMAN
(LIB)
35.41%

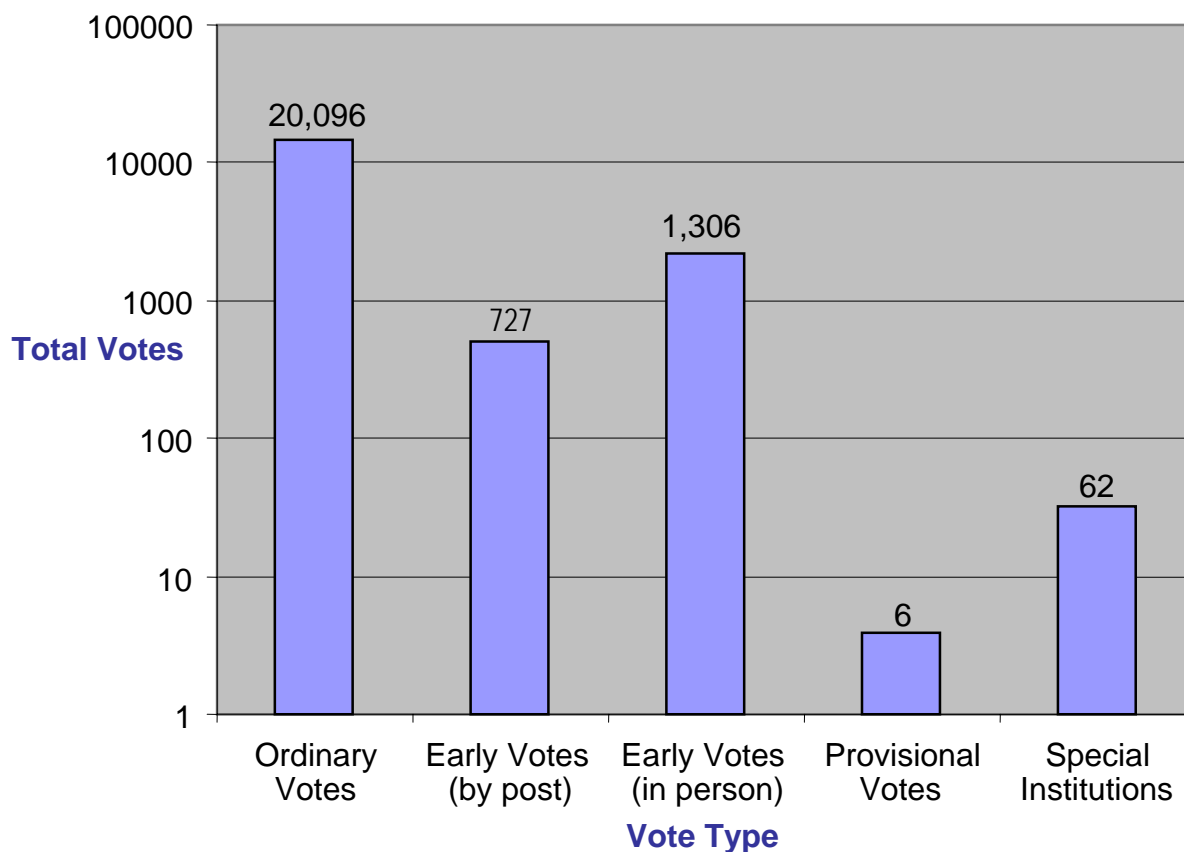


Paul
PAPALIA
(ALP)
64.59%

Composition of the Legislative Assembly following the By-election



First Preference Results by Type of Vote



Voter Turnout and Informal Votes at Western Australian By-elections 1986–2007

