

District of Murdoch By-Election

23 February 2008



WESTERN AUSTRALIAN Electoral Commission

Election Report

REPORT ON THE MURDOCH BY-ELECTION 23 FEBRUARY 2008

Dear Minister

I am pleased to submit to you, for presentation to Parliament, my report on the administration of the Murdoch district by-election held on 23 February 2008 including the statistical return.

A handwritten signature in black ink that reads "Warwick Gately." The signature is written in a cursive style with a period at the end.

Warwick Gately AM
ELECTORAL COMMISSIONER

July 2008

TABLE OF CONTENTS

SUMMARY	1
THE MURDOCH DISTRICT AT A GLANCE	2
The Murdoch Electorate	2
Map of the Murdoch Electorate	2
Former Members	3
BACKGROUND INFORMATION AND KEY RESULTS	3
2008 By-election.....	3
Murdoch By-election Timetable	3
Recent Results	4
SERVICES TO ELECTORS	5
Issue of the Writ	5
Advertising.....	6
Media Alerts	6
Easy Voter Card	7
Election Information Services – Election Line and Web Site	8
Electors with Disabilities	8
Early Voting (by post)	8
Early Voting (in person)	9
Other Australian States and Territories	9
Overseas	10
Hospitals and Special Institutions	10
Polling Places	11
Electoral Rolls	11
SERVICES TO REGISTERED POLITICAL PARTIES AND CANDIDATES	12
The Returning Officer	12
Nominations and Ballot Paper Draw.....	14
List of Candidates (in ballot paper order and ballot paper name)	14
Party and Candidate Support and Training	14
Posters and Signage	15
Provision of Election Results	17
COUNTING OF THE VOTES AND DECLARATION OF THE POLL	18
Complaints Handling	18
Non Voters	18
Costs	18
MURDOCH BY-ELECTION RESULTS	19
First Preference Votes by Candidate.....	19
First Preference Votes Polled for each Candidate at each Polling Place.....	20
Distribution of Preferences.....	21
Two Candidate Preferred Votes	22
Composition of the Legislative Assembly following the By-election	23
First Preference Results by Type of Vote.....	23
Voter Turnout in Recent By-elections.....	24

SUMMARY

The result of the Murdoch by-election was declared by the returning officer, Ms Diane Roberts, on Wednesday 5 March 2008. Mr Christian Porter, one of four candidates contesting the by-election was elected, gaining 62.82% of the first preference votes. The two-party preferred majority was 38.78%, an increase of 26.92% from the 2005 State general election.

Early voting (in person) was available for electors at 37 locations throughout Western Australia, interstate and in London. In an evident trend, early voting (in person) increased by over 55% compared to the last State general election. On polling day, the same 11 polling places used in the 2005 State general election were again provided in the district in order to remove potential confusion for electors.

In an effort to maximise voter turnout on polling day, a personally addressed Easy Voter Card was delivered to every elector within the district. This carried a map of the district, information on how to cast an early vote, a list of polling places, instructions on how to fill out the ballot paper and the message that voting in the by-election was compulsory.

Voter turnout was steady, with 74.72% of eligible electors casting a vote.

The total cost of the by-election was \$147,061 excluding GST, and does not include Commission overheads including salaries. Additionally, public funding of candidates and parties may cost \$30,426.

THE MURDOCH DISTRICT AT A GLANCE

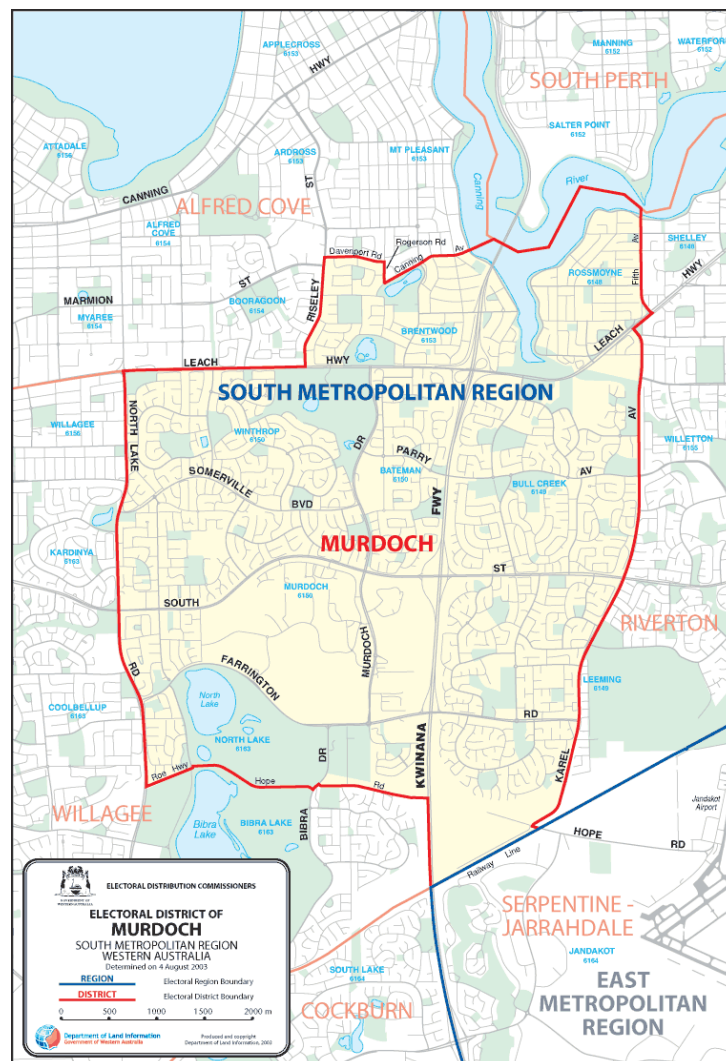
The Murdoch Electorate

Area: 27km²

Location: One of 10 districts in the South Metropolitan Region

Includes Suburbs/Towns: Bateman, Bibra Lake*, Booragoon*, Brentwood, Bull Creek*, Jandakot*, Kardinya*, Leeming*, Mt Pleasant*, Murdoch, North Lake, Rossmoyne*, Winthrop (* indicates part).

Map of the Murdoch Electorate



Former Members

The electorate of Murdoch was established in the electoral boundary distribution in 1996. Since its inception as a district of Western Australia the seat has been held by the Liberal Party, represented by the following members:

Period	Member	Party Affiliation
2008 –	Charles Christian Porter	Liberal
2005 – 2008	Trevor Raymond Sprigg	Liberal
1996 – 2005	Michael Francis Board	Liberal

BACKGROUND INFORMATION AND KEY RESULTS

2008 By-election

The 23 February 2008 by- election was held due to the death of the Hon. Trevor Raymond Sprigg on 17 January 2008.

Murdoch By-election Timetable

Issue of the writ	Thursday 24 January 2008
Nomination for candidates opens	Friday 25 January 2008
Applications for Early Votes (by post) opens	Friday 25 January 2008
Electoral district roll close	6.00 pm Friday 1 February 2008
Close of nominations - political parties	12 noon Thursday 31 January 2008
Close of nominations & draw for ballot paper positions	12 noon Friday 1 February 2008
Early Votes (in person) opens	Tuesday 5 February 2008
Early Votes (by post) commences	Wednesday 6 February 2008
Mobile polling for special institutions and hospitals commences	Monday 11 February 2008
Close of written applications of Early Votes (by post)	6.00 pm Thursday 21 February 2008
Close of Early Votes (in person)	6.00 pm Friday 22 February 2008
Polling Day	8.00 am to 6.00 pm Saturday 23 February 2008
Close of receipt of Early Votes (by post)	9.00 am Thursday 28 February 2008
Return of the writ	Wednesday 5 March 2008



Recent Results

2008 By-Election – District of Murdoch

Enrolled electors	28,882	
Total votes	21,582	74.72%
- Formal votes	20,886	96.78%
- Informal votes	696	3.22%
Non voters	7,045	24.39%

First Preference Results

Christian Porter (Liberal)	13,121	62.82%
Ka-ren Chew (Christian Democratic Party WA)	1,604	7.68%
Neil Gilmour (ONE NATION)	659	3.16%
Hsien Harper (Greens (WA))	5,502	26.34%

Two Candidate Preferred Result

Christian Porter (Liberal)	14,488	69.39%
Hsien Harper (Greens (WA))	6,392	30.61%

2005 State General Election – District of Murdoch

Enrolled electors	28,372	
Total votes	26,057	91.84%
- Formal votes	24,848	95.36%
- Informal votes	1,209	4.64%
Non voters	2,315	8.16%

First Preference Results

Damian Bramanis	452	1.82%
Jackie Ormsby (Australian Labor Party)	8,823	35.51%
Trevor Sprigg (Liberal)	12,024	48.39%
Michael Dunjey (Christian Democratic Party WA)	833	3.35%
Ursula Stone (ONE NATION)	240	0.97%
Jan Currie (Greens (WA))	1,821	7.33%
Shayne Weller (Family First Party)	655	2.64%
Total	24,848	100.00%

Two Candidate Preferred Result

Jackie Ormsby (Australian Labor Party)	10,945	44.07%
Trevor Sprigg (Liberal)	13,892	55.93%

2001 State General Election – District of Murdoch

Enrolled electors	23,967	
Total votes	21,913	91.43%
- Formal votes	21,123	96.39%
- Informal votes	790	3.61%
Non voters	2,054	8.57%

First Preference Results

Carole Pastana (DEMOCRATS)	1,442	6.83%
Gavin Waugh (Australian Labor Party)	6,943	32.87%
Mike Board (Liberal)	10,430	49.38%
Felicity McGeorge (Greens (WA))	2,308	10.93%

Two Candidate Preferred Result

Gavin Waugh (Australian Labor Party)	9,144	43.44%
Mike Board (Liberal)	11,906	56.56%

SERVICES TO ELECTORS

Issue of the Writ

The writ for the by-election in the Legislative Assembly electoral district of Murdoch was issued by the Speaker of the Legislative Assembly to the Western Australian Electoral Commissioner on Thursday 24 January 2008.

The writ laid out key dates necessary for the returning officer to arrange the poll to be conducted in the electoral district, these were:

Close of Roll:	6 pm Friday 1 February 2008
Close of Nominations:	12 noon Friday 1 February 2008
Polling Day:	Saturday 23 February 2008
Return of Writ	Not later than Wednesday 23 April 2008

Advertising

The Commission placed a number of advertisements in the State-wide newspaper, *The West Australian*, and many in the local newspaper in the district, the *Melville Times*. The advertisements were designed to notify electors of important information leading up to polling day. The advertising undertaken represented that which is required to be provided as specified in the *Electoral Act 1907* and campaign advertising chosen to be undertaken at the discretion of the Commission.

Type of Advertisement	Newspaper	Date of Publication
Notice of issue of the writ and details	<i>Government Gazette</i>	29 January 2008
Notice of Election	<i>The West Australian</i> <i>Melville Times</i>	25 January 2008 29 January 2008
Close of enrolment	<i>Melville Times</i>	29 January 2008
Details of Returning Officer, place of declaration of nominations, polling places, declared special institutions, declaration of boundaries of a polling area, list of registered political parties	<i>Government Gazette</i>	1 February 2008
Details of Candidates	<i>The West Australian</i> <i>Melville Times</i>	4 February 2008 5 February 2008
Polling place locations	<i>The West Australian</i> <i>Melville Times</i>	4 February 2008 12 & 19 February 2008
Voting is compulsory	<i>Melville Times</i>	19 February 2008
How to vote	<i>Melville Times</i>	19 February 2008
Vote Today	<i>The West Australian</i>	23 February 2008
By-election Results	<i>Melville Times</i>	11 March 2008

Media Alerts

Five media alerts were sent to all Western Australian metropolitan media at various stages of the by-election period.

Subject	Date of Release
Election announcement and enrol now	24 January 2008
Candidates	1 February 2008
Early voting options	8 February 2008
Results alert	22 February 2008
Polling night results	23 February 2008

Election Information Services – Election Line and Web Site

From 29 January 2008 until 28 February 2008, the Western Australian Electoral Commission provided a telephone enquiry service to the general public through a 1300 number (13-63-06) which had previously been established for elector enquiries. The election line was staffed from 8.00 am to 5.00 pm every weekday and from 8.00 am until 6.00 pm on polling day.

A total of 1,195 calls were made to this service over the election period. The majority of enquiries were with regard to enrolment status (36%), early voting (in person), early voting (by post) and polling place locations.

A substantial number of calls related to geographic locations and the new electoral boundaries for the Murdoch district. In addition, there were many enquiries from electors who were unsure if they were in the Murdoch district due to some of the candidate promotional materials being sent to areas outside the district.

The Commission web site also contained contact details of the returning officer, information regarding the timetable of the by-election, early voting (by post) application forms, details of early voting (in person) locations, polling places, a colour map of polling places within the district, electorate profile and at the conclusion of polling was continuously updated with election results.

Electors with Disabilities

All polling places and early voting (in person) issuing offices were equipped with magnifying sheets, large 2B pencils with a triangular grip and hearing impairment information desk cards.

On polling day, five of the 11 polling places provided best wheelchair access and parking. At the Murdoch University location, a drive-in polling place was set up in the car park. Additionally, polling place managers were trained and prepared to issue a vote to electors unable to come into a polling place.

Early Voting (by post)

Early voting (by post) was available to electors who were unable to visit a polling place on polling day.

Application forms were available for download from the Commission's web site, AEC divisional offices, Australia Post offices in the district, the GPO in Perth and upon request from the election line staff.

Applications for early voting (by post) commenced on Friday 25 January 2008 and closed on Thursday 21 February 2008. Final postal votes received prior to 9.00 am on Thursday 28 February 2008, bearing a postmark prior to 6.00 pm on 23 February 2008 were accepted, in accordance with the Act.

Processing of all applications was performed centrally at Commission offices. Of the 1,243 postal votes issued, 955 were returned. Of those returned 815 were deemed to be valid votes.

Early Voting (in person)

Early voting (in person) was available to Murdoch electors from Tuesday 5 February 2008 at the following offices during normal business hours and concluded at 6.00 pm on Friday 22 February 2008.

ARMADALE Armadale Court House	BOORAGOON Australian Electoral Commission Division of Tangney	FREMANTLE Fremantle Court House
JOONDALUP Joondalup Court House	MANDURAH Mandurah Court House	MIDLAND Midland Court House
PERTH Western Australian Electoral Commission	PERTH Central Law Courts	ROCKINGHAM Rockingham Court House
ALBANY Albany Court House	BROOME Broome Court House	BUNBURY Bunbury Court House
BUSSELTON Busselton Court House	CARNARVON Carnarvon Court House	COLLIE Collie Court House
DERBY Derby Court House	ESPERANCE Esperance Court House	GERALDTON Geraldton Court House
KALGOORLIE Kalgoorlie Court House	KARRATHA Karratha Court House	KATANNING Katanning Court House
KUNUNURRA Kununurra Court House	MANJIMUP Manjimup Court House	MERREDIN Merredin Court House
MOORA Moora Court House	NARROGIN Narrogin Court House	NORTHAM Northam Court House
SOUTH HEDLAND South Hedland Court House	ROEBOURNE Roebourne Court House	

Other Australian States and Territories

There were seven electoral offices in the other Australian States and Territories where Western Australian electors could cast an early vote (in person) before polling day.

AUSTRALIAN CAPITAL TERRITORY Elections ACT	VICTORIA Victorian Electoral Commission	NORTHERN TERRITORY Northern Territory Electoral Commission
QUEENSLAND Electoral Commission Queensland	SOUTH AUSTRALIA State Electoral Office South Australia	TASMANIA Tasmanian Electoral Office
NEW SOUTH WALES New South Wales Electoral Commission		

Overseas

There was one office outside Australia where Murdoch electors could cast an early vote (in person) before polling day.

UNITED KINGDOM
Government of Western Australia European Office

A total of 1,289 early votes (in person) were made of which 21 were informal. This resulted in 1,268 formal votes being included in the count.

Hospitals and Special Institutions

One mobile team was allocated to visit seven special institutions and hospitals within the electorate before polling day. The team had the use of a new tablet PC which could be operated by pen or by keyboard.

The PC, a Fujitsu LifeBook P1510, weighed only one kilogram and could be used with either the keyboard or by rotating the screen, folding it over the keyboard and operating it via a stylus on the screen. The handwriting recognition software proved to be very user friendly and members of the mobile team gave the PC a very positive report.

The PC has a three hour battery life, was easy to operate in both standing (tablet usage) or sitting (keyboard) usage modes.

Summary: For portable use, the tablet PC is a significant improvement for polling staff who are required to be 'on the move'. It is recommended that the tablet PC be utilised for future by-election mobile polling teams and by the busier mobile polling teams (visiting large hospitals) at the next State general election.

The details of the special institutions and hospitals within the district were:







Name	Address
Avalon Apartments (St Ives Murdoch)	22 Windelya Road, MURDOCH
Dean Lodge	Bull Creek Drive, BULL CREEK
Frederick Guest Village	25 Gleddon Road, BULL CREEK
Freeman Nursing Home/ Shewin Lodge	31 Webb Street, ROSSMOYNE
Gordon Lodge, Air Force Association Estate	Bull Creek Drive, BULL CREEK
Regents Garden Nursing Home and Hostel	2 Amur Street, BATEMAN
St John of God Hospital	Murdoch Drive, MURDOCH

A total of 335 votes were issued and collected from these locations of which 12 were informal. This resulted in 323 formal votes being included in the count.

Polling Places

There were 11 polling places provided for electors on polling day. These polling places were the same venues which were available to electors at the State general election in 2005.

All polling places were open from 8.00 am to 6.00 pm on polling day. Polling places with the best wheelchair access and parking are indicated.

Polling Place Location	Address	
Bateman Primary School	2 Bartling Crescent, BATEMAN	
Brentwood Primary School	45 Moolyeen Road, BRENTWOOD	
Air Force Association	Bull Creek Drive, BULL CREEK	
Bull Creek Primary School	32 Hardy Street, BULL CREEK	
Oberthur Primary School	Nicholls Crescent, BULL CREEK	
Kardinya Primary School	Ochiltree Way, KARDINYA	
Leeming Primary School	Meharry Road, LEEMING	
West Leeming Primary School	Westall Terrace, LEEMING	
Murdoch University Campus	Car Park No 2, South Street, MURDOCH	
Rossmoyne Primary School	90 Second Avenue, ROSSMOYNE	
Winthrop Primary School	70–80 Jackson Avenue, WINTHROP	

Electoral Rolls

Paper electoral rolls (Certified Lists) were used in all polling places. Electors who presented themselves to vote at the polling place were marked off on the roll. A total of 66 rolls were printed. When returned, these rolls were electronically scanned to determine who had voted at the polling places.

Copies of the roll were loaded onto two laptop computers which were provided to the Australian Electoral Commission Division of Tangney in Booragoon for early voting (in person). This allowed electors to be checked and marked off the roll without completing a declaration envelope.



SERVICES TO REGISTERED POLITICAL PARTIES AND CANDIDATES

The Returning Officer

Ms Diane Roberts was appointed returning officer for the Murdoch by-election and worked from her home office.

Under the direction of the Electoral Commissioner, a State returning officer performs specific duties and tasks, some of which are listed below.

General Administrative Duties & Tasks

- Provide ongoing security and safe-keeping for polling materials
- Maintain records (including correspondence, accounts and other relevant documents)
- Maintain staff payment records in accordance with requirements
- Respond to enquiries from candidates, potential candidates, public and polling site authorities

Prior to Issue of the Writ

- Become familiar with polling requirements and historical records for the district
- Prepare and dispatch provisional offers of appointment to polling staff
- Liaise with potential candidates regarding nomination procedures and their obligations

On Issue of the Writ

- Inspect polling places (including mobile polling sites)
- Complete and forward polling place profiles for each polling place
- Attend training session
- Select and appoint staff
- Confirm polling place bookings

Between Issue of the Writ and Nomination Day

- Receive local nominations
- Follow-up outstanding hire of premises

On Nomination Day

- Attend place for nomination between 11 am and 12 noon to receive nominations
- Conduct draw for positions on ballot paper
- Conduct candidate information sessions

Between Close of Nominations and Polling Day

- Arrange premises and notify staff regarding face-to-face training sessions
- Conduct face-to-face training session for polling place managers and assistant polling place managers
- Conduct face-to-face training session for mobile polling teams
- Receive and check staff packs
- Dispatch polling official appointments, manuals and workbooks
- Receive and reconcile ballot papers received
- Receive and check other polling place materials
- Allocate materials to polling places
- Supply materials to polling place managers

On Polling Day

- Visit polling places during polling hours
- Respond to candidate and public enquiries
- Receive and monitor the receipt of primary vote and notional count figure from polling places
- Transmit progressive polling place figures to the Commission
- Check-in polling place materials returned by Polling Place Managers

On the Sunday after Polling Day

- Reconcile polling place managers' returns
- Complete statistical returns
- Check and verify staffing records used for payment of polling officials
- Complete staff returns and assessments for polling place and casual staff
- Sort and package all used and unused materials for return to the Commission's store
- Record number of unused ordinary ballot papers
- Sort and reconcile all provisional votes issued at polling places in district

After Polling Weekend

- Conduct full distribution of preferences/two unexcluded candidate preference count
- Conduct informal vote survey
- Declare the poll



Nominations and Ballot Paper Draw

The close of nominations and the draw for ballot paper positions was conducted at the Western Australian Electoral Commission, Level 2, 111 St Georges Terrace, Perth WA 6000 by the returning officer.

The registered parties lodged the relevant nomination forms with the Electoral Commission centrally and independent candidates lodged their forms with the returning officer prior to the close of nominations.

At the close of nominations at 12 noon on Thursday 31 January 2008 four candidates had nominated to contest the election.

List of Candidates (in ballot paper order and ballot paper name)

PORTER, Christian	Liberal
CHEW, Ka-ren	Christian Democratic Party WA
GILMOUR, Neil	ONE NATION
HARPER, Hsien	Greens (WA)

Party and Candidate Support and Training


An informational letter was sent to all political parties prior to the close of nominations.

All candidates, and prospective candidates, were provided with a pack which included a brochure titled Eligibility for Membership of State Parliament, a Candidates Guide Legislative Assembly, a Disclosure of Gifts, Other Income and Electoral Expenditure Guidelines, a nomination form and receipt, and various other forms nominating ballot paper particulars, appointment of an agent and scrutineer appointment forms. These items were also available to download from the Commission's web site.

Posters and Signage

There are certain requirements under section 191A and 192 of the *Electoral Act 1907* which registered political parties and candidates are required to adhere to in regard to any advertisement, handbill or pamphlet which they produce. They must contain the name and address of the person authorising it, and the name and place of business of the printer.

Additionally no electoral advertising is permitted within six metres from the entrance to a polling place on polling day. No polling place manager reported a breach of these requirements on polling day.



VOTE 1 CDP

How to vote for
Ka-ren Chew
Christian
Democratic Party

**YOU
MUST
NUMBER
EVERY
SQUARE**

VOTING KA-REN CHEW NO. 1 IS NEVER A WASTED VOTE. If Ka-ren is not elected, your vote will flow at FULL VALUE to the next candidate/party of your choice.
Number all the boxes in the following order:

3	PORTER, Christian <i>Liberal</i>
1	CHEW, Ka-ren <i>Christian Democratic Party (WA)</i>
2	GILMOUR, Neil <i>One Nation</i>
4	HARPER, Hsien <i>Greens (WA)</i>

Authorised by Gerard Goiran, 4/294 Great Eastern Highway, Midland.
Printed by New Formula Printers 1/9 Sorbonne Crescent, Canning Vale

DISTRICT OF MURDOCH



Take Action, Green ction
www.greens.org.au

Vote **1** The Greens
Hsien Harper
Greens Candidate for Murdoch

VOTE GREENS 1
then number **ALL** boxes
in the order of **YOUR** preference.

PORTER, Christian
LIBERAL


CHEW, Ka-ren
CHRISTIAN DEMOCRATIC PARTY WA

GILMOUR, Neil
ONE NATION

1 HARPER, Hsien
THE GREENS

Remember to number EVERY box in the order of your preference (2, 3 & 4) - or your vote will not count.
If you vote 1 for The Greens and that candidate is not elected, your vote will flow to your next choice at full value.

Contact Hsien
murdoch@wa.greens.org.au 6365 2131
www.greens.org.au
Authorised by K. Dravnieks, 445 Hay Street Perth.
Printed by The Environmental Printing Company (305a Railway Pde Maylands) on recycled paper.



Take Action, Green ction
www.greens.org.au

VOTE 1 THE GREENS
Hsien Harper
Greens Candidate for Murdoch




By voting Green, you can show your support for:

- Responsible investment of WA's massive surplus into improving our underfunded public health, education and transport systems, including an extensive metropolitan light rail system
- Proper community consultation and public scrutiny on issues that affect local residents – like lead exports past Murdoch into Fremantle, or the Harbours Policy affecting South Beach and Bather's Beach
- Real action on climate change – moving beyond coal power and capturing WA's abundant wind and solar energy resources, without resorting to nuclear power
- Sustainable management and use of our precious water resources
- Honesty and accountability in parliament

The Labor party doesn't care enough to run a candidate.
The Liberal party expects an easy win.
This by-election gives you an ideal opportunity to send both sides of parliament a clear message – not to take your vote for granted!
Show the other parties that they need to do better – vote 1 The Greens!

Contact Hsien – murdoch@wa.greens.org.au 6365 2131

HOW TO VOTE FOR ONE NATION

Legislative Assembly Seat of MURDOCH

3 PORTER Christian	Liberal
2 CHEW Ka-ren	Christian Democratic Party
1 GILMOUR Neil	ONE NATION
4 HARPER Hsien	Greens (WA)

Authorised by James Hopkinson; 2/931 Albany, East Victoria Park, WA 6101 Printed by Budget Print, 1139 Albany Hwy, Bentley WA 6102

How to vote Christian Porter Liberal for Murdoch



If you make a mistake on your ballot paper, return it and ask for another.

Legislative Assembly
DISTRICT OF MURDOCH

Vote 1 HERE
then number all
other boxes

- 1** PORTER, Christian (Liberal)
- 2** Chew, K
- 3** Harper, H
- 4** Gilmour, N

"I need Christian Porter in parliament to help me crack down on drugs in our community, secure better schools and improve local roads."

Troy Buswell
Liberal Leader



Authorised by Mark Neeham, 640 Murray Street, West Perth. Printed by Abbott & Co, 21 Glassford Road, Kewdale.

Provision of Election Results

Election results were progressively available to electors, media and the general public via the Commission's web site at www.waec.wa.gov.au and from www.electionswa.com through a virtual tally room.

COUNTING OF THE VOTES AND DECLARATION OF THE POLL

Counting of votes commenced at 6.00 pm on polling night with the results being received by the Commission periodically until approximately 8.30 pm when the final results for the night were received. The notional results were transmitted periodically and relayed onto the Internet.

On Thursday 28 February 2008 final postal votes and provisional votes were verified and counted.

On Thursday 2 March 2008 a full distribution of preferences was conducted at the returning officer's home office. This count expanded and refined the notional distribution of preferences conducted on election night, and resulted in a very similar outcome.

The returning officer formally declared the poll on Wednesday 5 March at the Perth Transit Centre, East Perth Mr Christian Porter, representing the Liberal Party, was declared elected as the new member for the Legislative Assembly district of Murdoch with a majority of 8,096 votes. Mr Porter was sworn into Parliament as the new member on Tuesday 11 March 2008.

Information relating to the by-election, which included the results at polling place level, was included on the Commission's web site.

Complaints Handling

No formal complaints were received relating to the Murdoch by-election. A small percentage of electors rang in with queries and concerns after promotional materials from a candidate were distributed to electors located outside the Murdoch district.

Non Voters

A total of 7,045 electors were identified as apparent non voters. At the time of writing this document, 2,865 electors were excused for valid reasons. This included the elector being absent from the State, personal illness or having changed address.

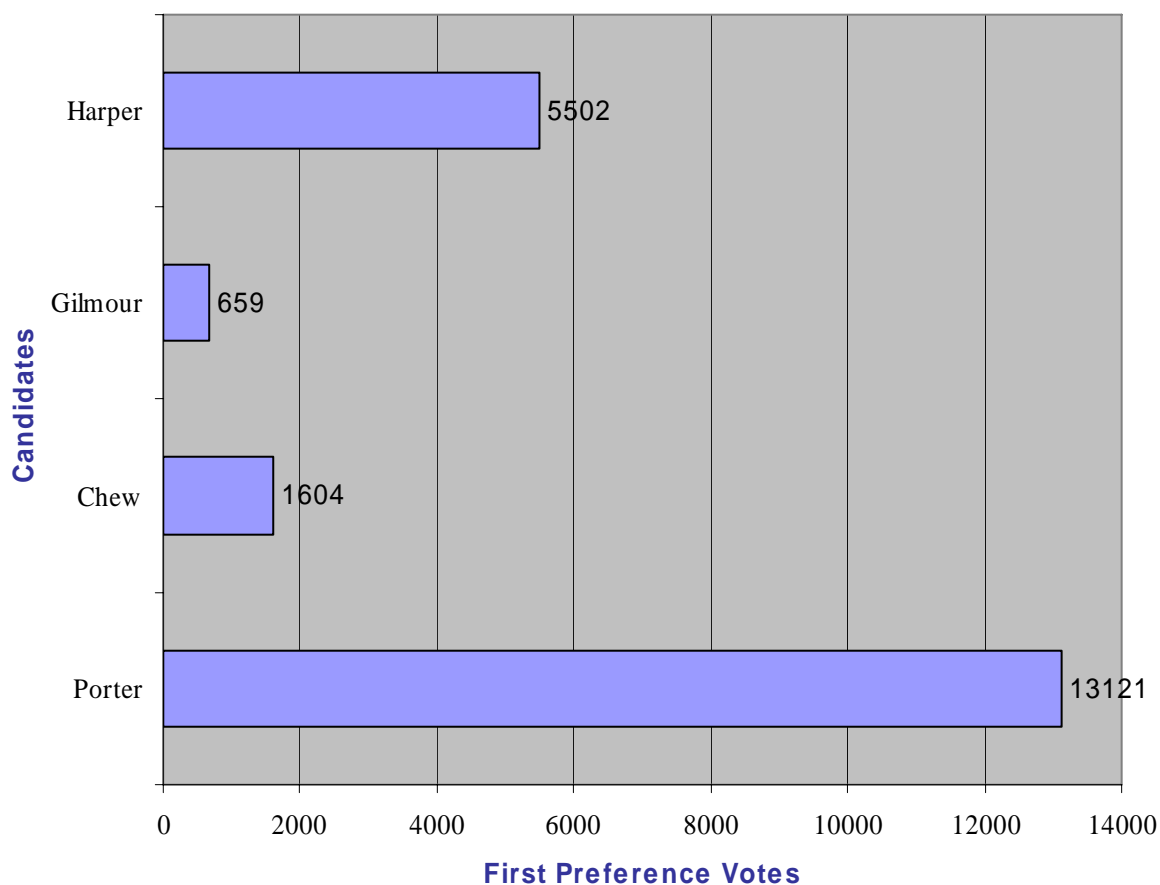
Costs

The total cost of the by-election was \$147,061 excluding GST, and does not include Commission overheads including salaries. This cost comprises of \$68,058 for remunerations, \$41,728 for advertising and communications, \$20,551 for services and contracts and \$16,724 for materials and administrative costs.

MURDOCH BY-ELECTION RESULTS

Enrolment:	28,882
Formal Votes:	20,886
Informal Votes:	696 (3.22% of total votes)
Total Votes:	21,582 (74.72% of enrolled electors)

First Preference Votes by Candidate



First Preference Votes Polled for Each Candidate at Each Polling Place

PP No.	Polling Place	PORTER Christian LIB Votes	CHEW Ka-ren CDP Votes	GILMOUR Ileil OIP Votes	HARPER Hsien GRU Votes	Total Formal Votes	Informal Votes	Total Votes	PORTER Christian LIB %	HARPER Hsien GRU %
1	Airforce Association	692	106	38	217	1053	33	1086	74.45%	25.55%
2	Bateman Primary School	1044	135	57	452	1688	57	1745	68.31%	31.69%
3	Brentwood Primary School	1182	110	45	554	1891	63	1954	67.74%	32.26%
4	Bull Creek Primary School	860	105	61	395	1421	60	1481	68.05%	31.95%
5	Kardinya Primary School	1109	167	116	722	2114	82	2196	60.45%	39.55%
6	Leeming Primary School	1198	117	72	542	1929	57	1986	66.79%	33.21%
7	Murdoch University - Murdoch Campus Car Park	247	33	15	163	458	20	478	60.92%	39.08%
8	Oberthur Primary School	883	96	23	388	1190	42	1232	64.81%	35.19%
9	Rossmoyne Primary School	854	103	39	298	1294	40	1334	72.72%	27.28%
10	West Leeming Primary School	1178	132	50	490	1850	74	1924	69.71%	30.29%
11	Winthrop Primary School	2325	344	53	748	3470	115	3585	74.46%	25.54%
Polling Place Totals		11372	1448	569	4969	18358	643	19001	68.72%	31.28%
	Early Votes (by post)	616	44	38	236	934	20	954	70.45%	29.55%
	Early Votes (in person)	858	101	42	267	1268	21	1289	73.50%	26.50%
	Provisional Votes	2	0	0	1	3	0	3	66.67%	33.33%
	Special Institutions & Remote	273	11	10	29	323	12	335	87.93%	12.07%
Declaration and Mobile Votes Total		1749	156	90	533	2528	53	2581	74.21%	25.79%
Total First Preferences Votes		13121	1604	659	5502	20886	696	21582	69.39%	30.61%
% Total Valid Votes		62.82%	7.68%	3.16%	26.34%	100.00%				

Distribution of Preferences

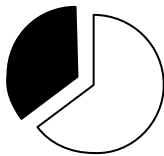
Preference Distribution	PORTER Christian Votes	CHEW Ka-ren Votes	GILMOUR Neil Votes	HARPER Hsien Votes	Votes remaining in count	Exhausted Votes	Total Formal Votes
First Preference Votes	13,121	1,604	659	5,502	20,886		20,886
GILMOUR Excluded	170	195		293	658	1	659
Total	13,291	1,799		5,795	20,885	1	20,886
CHEW Excluded	1,197			597	1,794	5	1,799
District Total	14,488			6,392	20,880	6	20,886
	69.39%			30.61%			
							Absolute Majority = 10441

Two Candidate Preferred Votes

Christian Porter Liberal Party elected
as the member for MURDOCH with a
majority of 8,096 votes

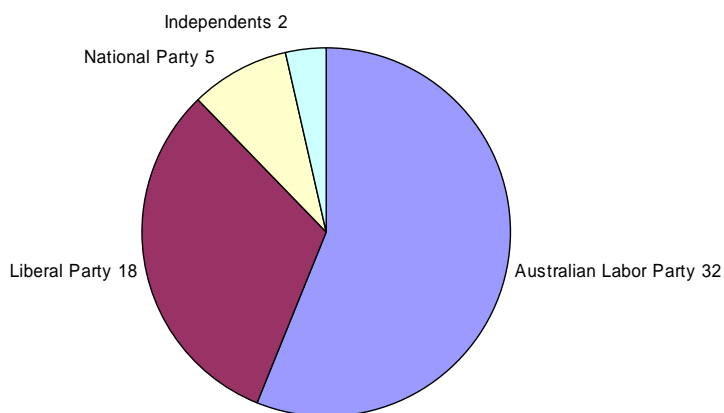
2 Candidate Preferred

Hsien
HARPER
(GRN)
30.61%

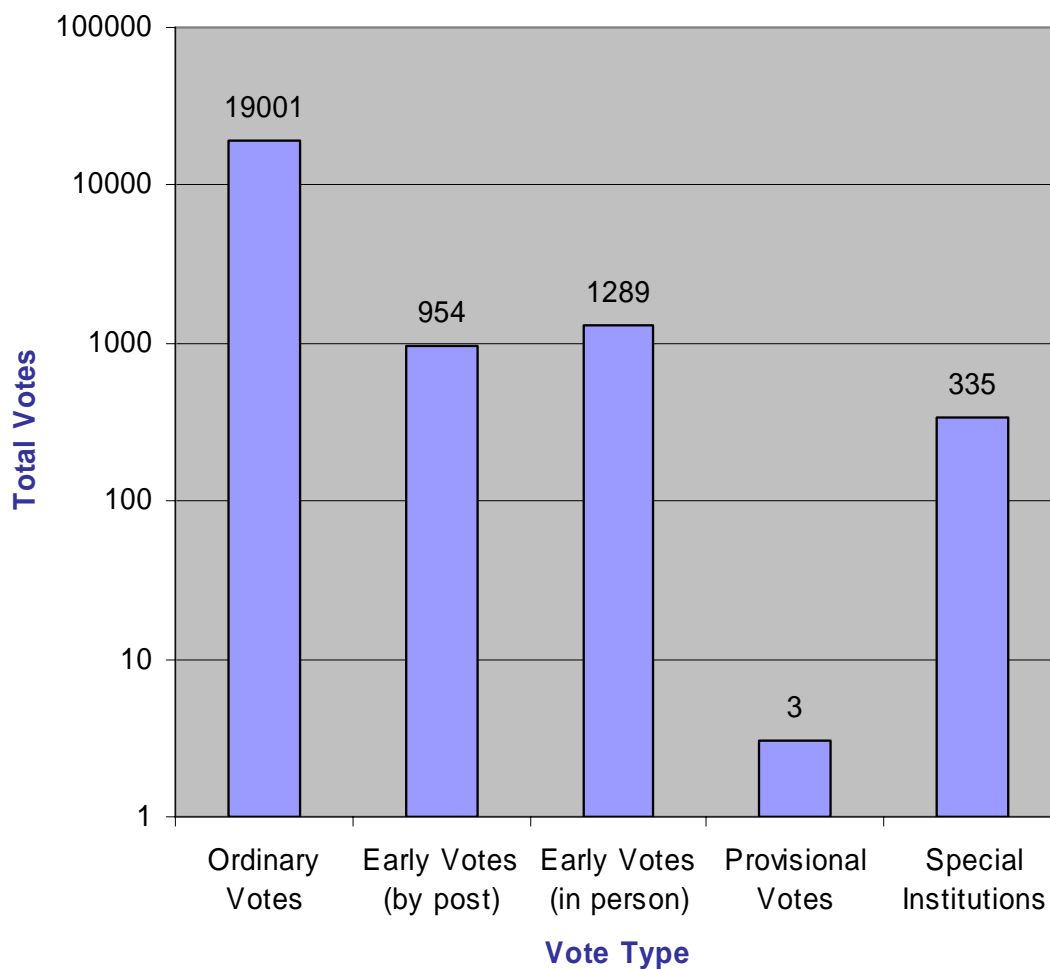


Christian
PORTER
(LIB)
69.39%

Composition of the Legislative Assembly following the By-election



First Preference Results by Type of Vote



Voter Turnout in Recent By-elections

