

# **District of Fremantle By-election**

**16 May 2009**



**WESTERN AUSTRALIAN** Electoral Commission

## **Election Report**



## TABLE OF CONTENTS

<b>SUMMARY</b> .....	<b>1</b>
<b>THE FREMANTLE DISTRICT AT A GLANCE</b> .....	<b>2</b>
The Fremantle Electorate .....	2
Map of the Fremantle Electorate .....	2
Former Members .....	3
<b>BACKGROUND INFORMATION AND KEY RESULTS</b> .....	<b>3</b>
2009 By-election.....	3
Fremantle By-election Timetable.....	3
Recent Results .....	4
<b>SERVICES TO ELECTORS</b> .....	<b>6</b>
Issue of the Writ .....	6
Advertising.....	6
Easy Voter Card .....	7
Election Information Services – Election Line and Website.....	7
Electors with Disabilities .....	7
Early Voting (by post) .....	7
Early Voting (in person) .....	8
Other Australian States and Territories .....	9
Overseas .....	9
Hospitals and Special Institutions.....	9
Polling Places.....	10
Electoral Rolls .....	11
Easy Vote Recording System.....	11
<b>SERVICES TO REGISTERED POLITICAL PARTIES AND CANDIDATES</b> .....	<b>12</b>
The Returning Officer .....	12
Nominations and Ballot Paper Draw.....	13
List of Candidates (in ballot paper order and ballot paper name) .....	14
Party and Candidate Support and Training .....	14
Posters and Signage .....	15
Provision of Election Results .....	16
<b>COUNTING OF THE VOTES AND DECLARATION OF THE POLL</b> .....	<b>16</b>
Complaints Handling .....	16
Non-Voters .....	16
Costs .....	16
<b>FREMANTLE BY-ELECTION RESULTS</b> .....	<b>16</b>
First Preference Votes by Candidate.....	17
Composition of the Legislative Assembly following the By-election .....	20
First Preference Results by Type of Vote.....	20
Voter Turnout in Recent By-elections.....	21
The Easy Voter Card Sample.....	22



## SUMMARY

The result of the Fremantle by-election was declared by the Returning Officer, Ms Tracey Elliott, on Monday 25 May 2009. Ms Adele Carles, one of eleven candidates contesting the by-election was elected, gaining 44.06% of the first preference votes. The two-party preferred majority (the percentage over 50%) was 3.96%. Previously a Labor Party seat for 85 years Ms Carles represented the Greens (WA).

The by-election was held on the same day as a state-wide Referendum on Daylight Saving. This enabled Fremantle electors to cast their vote at any of the 765 polling places located throughout the State.

Early voting (in person) was available for electors at 58 locations throughout Western Australia, interstate and overseas. In an evident trend, early voting increased by over 34.8% compared to the last State general election. On polling day, 12 polling places used in the 2008 State general election were again provided in the district in order to remove potential confusion for electors.

In an effort to maximise voter turnout on polling day, a personally addressed Easy Voter Card was posted to every elector within the district. Included on the card was a map of the district, information on how to cast an early vote, a list of polling places, instructions on how to fill out the ballot paper, and the message that voting in the by-election was compulsory. A sample copy is provided on page 22 and 23.

Voter turnout was high in comparison to recent by-elections with 87.2% of eligible electors casting a vote.

The total cost of the by-election is difficult to accurately define as services such as absent voting were provided at all polling places serving electors voting in the Referendum on Daylight Saving. Public funding of candidates and parties cost \$27,225.

## THE FREMANTLE DISTRICT AT A GLANCE

### The Fremantle Electorate

Area: 42km<sup>2</sup>

Includes Suburbs/Towns: Beaconsfield, Bicton\*, East Fremantle, Fremantle, Hamilton Hill\*, North Coogee, Palmyra\*, Rottneet Island, South Fremantle, Spearwood\* (\* indicates that the Suburb/Town is split between more than one District).

### Map of the Fremantle Electorate



## Former Members

The following members have represented the District of Fremantle previously:

Period	Member	Party Affiliation
1890 — 1896	William Edward Marmion	
1896 — 1904	John Joseph Higham	Ministerialist
1904 — 1905	Edward Needham	Australian Labor Party
1905 — 1910	James Price	Ministerialist
1910 — 1911	William Alfred Murphy	Ministerialist
1911 — 1917	William Henry Carpenter	Australian Labor Party
1917 — 1921	Walter Leonard Jones	Australian Labor Party
1921 — 1924	Frank Ernest Gibson	Nationalist
1924 — 1959	Joseph Bertram Sleeman	Australian Labor Party
1959 — 1977	Harry Arthur Fletcher	Australian Labor Party
1977 — 1980	John Robert Troy	Australian Labor Party
1980 — 1990	David Charles Parker	Australian Labor Party
1990 — 2009	James Andrew McGinty	Australian Labor Party

## BACKGROUND INFORMATION AND KEY RESULTS

### 2009 By-election

The 16 May 2009 by-election was held due to the resignation of the Hon James Andrew McGinty on the 3 April 2009.

### Fremantle By-election Timetable

Issue of the writ	Thursday 9 April 2009
Nomination for candidates opens	Friday 10 April 2009
Close of nominations - political parties	Noon Thursday 16 April 2009
Close of nominations & draw for ballot paper positions	Noon Friday 17 April 2009
Electoral district roll close	6.00 pm Friday 17 April 2009
Early Votes (in person) opens	Thursday 23 April 2009
Early Votes (by post) commences	Friday 24 April 2009
Mobile polling for special institutions and hospitals commences	Sunday 3 May 2009
Close of applications for Early Votes (by post)	6.00 pm Thursday 14 May 2009
Close of Early Votes (in person)	6.00 pm Friday 15 May 2009
Polling Day	8.00 am to 6.00 pm Saturday 16 May 2009
Close of receipt of Early Votes (by post)	9.00 am Thursday 21 May 2009
Return of the writ	Thursday 28 May 2009

## Recent Results

### 2009 By-election – District of Fremantle

Enrolled electors	23,719	
Total votes	20,684	
— Formal votes	19,796	95.71%
— Informal votes	888	4.29%

### First Preference Results

Nik Varga (Independent)	701	3.54%
Rob Totten (Citizens Electoral Council)	56	0.28%
Jan Ter Horst (Independent)	188	0.95%
Carmelo Zagami (Independent)	999	5.05%
Steve Boni (Independent)	340	1.72%
Andriette Du Plessis (Family First Party)	194	0.98%
Peter Tagliaferri (Australian Labor Party)	7,632	38.55%
Julie Hollett (Christian Democratic Party)	339	1.71%
Rosemary Anne Lorrimar (Independent)	171	0.86%
Adele Carles (Greens (WA))	8,722	44.06%
Sam Wainwright	454	2.29%

### Two Candidate Preferred Result

Peter Tagliaferri (Australian Labor Party)	9,100	46.04%
Adele Carles (Greens (WA))	10,664	53.96%

### 2008 State General Election – District of Fremantle

Enrolled electors	23,658	
Total votes	19,966	100.00%
— Formal votes	18,834	94.33%
— Informal votes	1,132	5.67%

### First Preference Results

Adele Carles (Greens (WA))	5,191	27.56%
James McGinty (Australian Labor Party)	7,286	38.69%
Andriette Du Plessis (Family First Party)	318	1.69%
Brian Christie (Liberal)	5,689	30.21%
Julie Hollett (Christian Democratic Party)	350	1.86%



### Two Candidate Preferred Result

James McGinty (Australian Labor Party)	11,667	62.01%
Brian Christie (Liberal)	7,147	37.99%

### 2005 State General Election – District of Fremantle

Enrolled electors	26,664	
Total votes	23,814	100.00%
— Formal votes	21,832	91.68%
— Informal votes	1,982	8.32%

### First Preference Results

Ian Muir (Independent)	436	2.00%
Lionel A Richards (Independent)	111	0.51%
Rita Scolaro (Liberal)	5,800	26.57%
Jim Scott (Greens)	3,457	15.83%
James McGinty (Australian Labor Party)	9,803	44.90%
Adele Carles (Independent)	1,256	5.75%
Michelle Shave (Christian Democratic Party)	359	1.64%
Kerry-Ann Winmar (One Nation Party)	223	1.02%
Paul Thurbon (Family First Party)	387	1.77%

### Two Candidate Preferred Result

James McGinty (Australian Labor Party)	14,043	64.40%
Rita Scolaro (Liberal)	7,763	35.60%

## SERVICES TO ELECTORS

### Issue of the Writ

The writ for the by-election in the Legislative Assembly electoral District of Fremantle was issued by the Speaker of the Legislative Assembly to the Western Australian Electoral Commissioner on Thursday 9 April 2009.

The writ laid out key dates necessary for the Returning Officer to arrange the poll to be conducted in the electoral district. These were:

Close of Nominations:	Friday 17 April 2009
Polling Day:	Saturday 16 May 2009
Return of Writ	Not later than Friday 19 June 2009

### Advertising

The Commission placed a number of advertisements in the state-wide newspaper *The West Australian* and in the local newspapers in the district: the *Fremantle Cockburn Gazette* and the *Fremantle Herald*. The advertisements were designed to notify electors of important information leading up to polling day. The advertising represented legislative requirements as specified in the *Electoral Act 1907* and general advertising at the discretion of the Commission.

Type of Advertisement	Newspaper	Date of Publication
Notice of issue of the writ	<i>Government Gazette</i>	11 April 2009
	<i>The West Australian</i>	11 April 2009
Notice of Election	<i>The West Australian</i>	11 April 2009
	<i>Fremantle Cockburn Gazette</i>	14 April 2009
	<i>Fremantle Herald</i>	11 April 2009
Details of Returning Officer, place of declaration of nominations, polling places, declared special institutions, declaration of boundaries of a polling area, list of registered political parties	<i>Government Gazette</i>	11 April 2009
Details of Candidates	<i>The West Australian</i>	18 April 2009
	<i>Fremantle Cockburn Gazette</i>	21 April 2009
	<i>Fremantle Herald</i>	25 April 2009
Last day to enrol April 17	<i>Fremantle Herald</i>	11 April 2009
	<i>Fremantle Cockburn Gazette</i>	14 April 2009
Polling places	<i>Fremantle Herald</i>	9 May 2009
	<i>Fremantle Cockburn Gazette</i>	12 May 2009
How to vote – Ballot paper	<i>Fremantle Herald</i>	9 May 2009
	<i>Fremantle Cockburn Gazette</i>	12 May 2009
Vote Today	<i>The West Australian</i>	16 May 2009
By-election Results	<i>The West Australian</i>	30 May 2009

## Easy Voter Card

In an effort to maximise elector turnout a personally addressed Easy Voter Card was produced and mailed to every elector within the district in the week commencing 4 May 2009. The messages in the Easy Voter Card reminded electors that voting was compulsory and provided the election date, time of polling, address list of all polling places within the district, details of how to cast an early vote, how to fill in ballot papers and a map of the district. A sample copy is attached at the end of this report on page 22 and 23.

## Election Information Services – Election Line and Website

From 9 April 2009 – 22 May 2009, the Western Australian Electoral Commission provided a telephone enquiry service to the general public via a direct information line and a 1300 number which had previously been established for elector enquiries. The Election Line was staffed from 8.00 am to 5.00 pm every weekday and from 8.00 am until 6.00 pm on polling day.

This facility also serviced enquiries about the Daylight Saving Referendum. The majority of enquiries related to enrolment status, early voting in person, early voting by post, polling place locations and whether voting was compulsory.

Enquiries were made by electors who were unsure if they were in the Fremantle district due to some candidate promotional material being sent to areas outside the district.

The Commission website also contained contact details of the Returning Officer, information regarding the timetable of the by-election, early voting (by post) application forms, details of early voting (in person) locations, polling places, a colour map of polling places within the district and the electorate profile. At the conclusion of polling the website was continuously updated with election results.

## Electors with Disabilities

All polling places and early voting (in person) issuing offices were equipped with magnifying sheets, large 2B pencils with a triangular grip and hearing impairment information desk cards.

On polling day, 4 of the 12 polling places in the district provided best wheelchair access and parking. Polling place managers were trained and prepared to issue a vote to electors who were unable to come into a polling place.

## Early Voting (by post)

Early voting (by post) was available to electors who were unable to visit a polling place on polling day.

Application forms were available for download from the Commission's website, all AEC divisional offices, Australia Post offices and upon request from the Election Line staff.

Applications for early voting (by post) commenced on Thursday 23 April 2009 and closed on Thursday 14 May 2009. Final postal votes received prior to 9.00 am on Thursday 21 May 2009, bearing a postmark prior to 6.00 pm on 16 May 2009 were accepted, in accordance with the *Act*.

Processing of all applications was performed centrally at premises located at the Royal Agricultural Society Showgrounds in Claremont. Of the 1,805 postal votes issued, 1,427 were returned. Of those returned 1,406 were deemed to be valid votes.



## Early Voting (in person)

A total of 1,587 early votes (in person) were made of which 73 were informal. This resulted in 1,514 formal votes being included in the count.

Early voting (in person) was available to Fremantle electors from Thursday 23 April 2009 at the following offices during normal business hours and concluded at 6.00 pm on Friday 15 May 2009.

### Metropolitan Locations

ARMADALE Armadale Court House	BOORAGOON Australian Electoral Commission Division of Tangney	CANNINGTON Australian Electoral Commission Division of Swan
CLAREMONT Australian Electoral Commission Division of Tangney	FREMANTLE Fremantle Court House	JOONDALUP Joondalup Court House
JOONDALUP Australian Electoral Commission Division of Moore	KARRINYUP Australian Electoral Commission Division of Stirling	KINGSLEY Australian Electoral Commission Division of Cowan
MANDURAH Mandurah Court House	MIDLAND Midland Court House	MIDLAND Australian Electoral Commission Division of Pearce
PERTH Western Australian Electoral Commission	PERTH DOMESTIC AIRPORT Two locations	PERTH INTERNATIONAL AIRPORT One location
ROCKINGHAM Rockingham Court House	ROCKINGHAM Australian Electoral Commission Division of Brand	SPEARWOOD Australian Electoral Commission Division of Fremantle

### Country Locations

ALBANY Albany Court House	BROOME Broome Court House	BUNBURY Bunbury Court House
BUNBURY Australian Electoral Commission Division of Forrest	BUSSELTON Busselton Court House	CARNARVON Carnarvon Court House
CHRISTMAS ISLAND Post Office	COLLIE Collie Court House	DERBY Derby Court House
ESPERANCE Esperance Court House	GERALDTON Geraldton Court House	KALGOORLIE Kalgoorlie Court House
KALGOORLIE Australian Electoral Commission Division of O'Connor	KARRATHA Karratha Court House	KATANNING Katanning Court House

KUNUNURRA  
Kununurra Court House

MANDURAH  
Mandurah Court House

MANJIMUP  
Manjimup Court House

MERREDIN  
Merredin Court House

MOORA  
Moora Court House

NARROGIN  
Narrogin Court House

NORSEMAN  
Norseman Mining Registrar

NORTHAM  
Northam Court House

ROEBOURNE  
Roebourne Court House

SOUTH HEDLAND  
South Hedland Court House

## Other Australian States and Territories

There were seven electoral offices in the other Australian States and Territories where Western Australian electors could cast an early vote (in person) before polling day.

### Interstate

ADELAIDE  
South Australian Electoral Commission

BRISBANE  
Electoral Commission of Queensland

CANBERRA CITY  
ACT Electoral Commission

DARWIN  
Northern Territory Electoral  
Commission

HOBART  
Tasmanian Electoral Commission

MELBOURNE  
Victorian Electoral Commission

SYDNEY  
New South Wales Electoral  
Commission

## Overseas

There were eight offices outside Australia where Fremantle electors could cast an early vote (in person) before polling day.

### International

CHINA  
WA Trade Office – Shanghai

INDONESIA  
WA Trade Office – Jakarta

JAPAN  
WA Trade office – Tokyo

MALAYSIA  
WA Trade Office – Kuala Lumpur

NEW Zealand  
Chief Electoral Office Wellington

SINGAPORE  
Australian High Commission –  
Singapore

UNITED ARAB EMIRATES  
WA Trade Office – Dubai

UNITED KINGDOM  
WA – European Office

## Hospitals and Special Institutions

Two mobile teams were allocated to visit eight special institutions and hospitals within the electorate before polling day. The teams were responsible for providing a voting service to electors within these eight special Institutions. The mobile teams marked the names of each elector who voted in this manner on a manual paper electoral roll.

The details of the special institutions and hospitals within the district:

Name	Address
Carinya Annex Bicton	41 Bristol Avenue, Bicton WA 6157
Carinya Nursing Home	220 Preston Point Road, Bicton WA 6157
Italian Village Fremantle	95 Samson Street, White Gum Valley WA 6162
Kaleeya Private Hospital	15 Wolsely Road, East Fremantle WA 6158
Braemar House	10 Windsor Road, East Fremantle WA 6158
Braemar Lodge	51 Point Walter Road, Bicton WA 6157
Pilgrim House	22 Wolsely Road, East Fremantle WA 6158
Fremantle Hospital	South Terrace, Fremantle WA 6160

A total of 90 votes were issued and collected from these locations of which 20 were informal. This resulted in 70 formal votes being included in the count.

## Polling Places

There were 12 polling places provided for electors on polling day. These polling places were the same venues which were available to electors at the State general election in 2008.

All polling places were open from 8.00 am to 6.00 pm on polling day. Polling places with the best wheelchair access and parking are indicated.

Polling Place Location	Address	
Anglican Church Hall	2 Hammad Street PALMYRA WA 6157	
Beaconsfield Primary School	5 Hale Street BEACONSFIELD WA 6162	
Bicton Primary School	View Terrace BICTON WA 6157	
Christ The King School	87 York Street BEACONSFIELD WA 6162	
East Fremantle Primary School	8 Forrest Street FREMANTLE WA 6160	
Fremantle Primary School	1 Brennan Street FREMANTLE WA 6160	
Palmyra Primary School	60 McKimmie Road PALMYRA WA 6157	
Phoenix Primary School	28 Phoenix Road HAMILTON HILL WA 6163	
Richmond Primary School	37 Windsor Road EAST FREMANTLE WA 6158	
Rottnest Island Picture Hall	Brand Way ROTTNEST ISLAND WA 6161	
St Patricks Primary School	2 Point Street FREMANTLE WA 6160	
White Gum Valley Primary School	29 Hope Street WHITE GUM VALLEY WA 6162	

---

## Electoral Rolls

Paper electoral rolls (Certified Lists) were used in most polling places. Electors who presented themselves to vote at the polling place had their name marked off the roll. When returned, these rolls were electronically scanned to determine who had voted at the polling places.

## Easy Vote Recording System

The district roll was also provided on laptop computers using a system developed by the WAEC known as the Easy Vote Recording System.

This system was used for early voting from the AEC office in Spearwood and for issuing votes at a polling place on Rottnest Island.

## SERVICES TO REGISTERED POLITICAL PARTIES AND CANDIDATES

### The Returning Officer

Ms Tracey Elliott was contracted as Returning Officer for the Fremantle by-election and worked from her AEC office in Spearwood.

Under the direction of the Electoral Commissioner, a State Returning Officer performs specific duties and tasks, some of which are listed below.

#### General Administrative Duties and Tasks

- Provide ongoing security and safe-keeping for polling material
- Maintain records (including correspondence, accounts and other relevant documents)
- Maintain staff payment records in accordance with requirements
- Respond to enquiries from candidates, potential candidates, the public and polling site authorities

#### Prior to Issue of the Writ

- Become familiar with polling requirements and historical records for the district
- Prepare and dispatch provisional offers of appointment to polling staff
- Liaise with potential candidates regarding nomination procedures and their obligations

#### On Issue of the Writ

- Inspect polling places (including mobile polling sites)
- Complete and forward polling place profiles for each polling place
- Attend training sessions
- Select and appoint staff
- Confirm polling place bookings

#### Between Issue of the Writ and Nomination Day

- Receive local nominations
- Follow-up any outstanding hire of premises requirements

#### On Nomination Day

- Attend the place for nomination between 11 am and 12 noon to receive nominations
- Conduct draw for positions on ballot paper
- Conduct candidate information session

#### Between Close of Nominations and Polling Day

- Arrange premises and notify staff regarding face-to-face training sessions



- Conduct face-to-face training session for polling place managers and assistant polling place managers
- Conduct face-to-face training session for mobile polling teams
- Receive and check staff packs
- Dispatch polling official appointments, manuals and workbooks
- Receive and reconcile ballot papers received
- Receive and check other polling place material
- Allocate material to polling places and polling place managers

### On Polling Day

- Visit polling places during polling hours
- Respond to candidate and public enquiries
- Receive and monitor the receipt of primary vote and notional count figures from polling places
- Transmit progressive polling place figures to the Commission
- Check-in polling place material returned by polling place managers

### On the Sunday after Polling Day

- Reconcile polling place managers' returns
- Complete statistical returns
- Check and verify staffing records used for payment of polling officials
- Complete staff returns and assessments for polling place and casual staff
- Sort and package all used and unused materials for return to the Commission's store
- Record number of unused ordinary ballot papers
- Sort and reconcile all provisional votes issued at polling places in district

### After Polling Weekend

- Conduct full distribution of preferences
- Conduct informal vote survey
- Declare the poll

## Nominations and Ballot Paper Draw

The close of nominations and the draw for ballot paper positions was conducted at the AEC divisional office on the corner of Phoenix and Rockingham Roads, Spearwood, by the Returning Officer.

The five registered parties lodged the relevant nomination forms with the Electoral Commission centrally and the independent candidates lodged their forms with the Returning Officer prior to the close of nominations.



At the close of nominations at 12 noon on Friday 17 April 2009 eleven candidates had nominated to contest the election.

### List of Candidates (in ballot paper order and ballot paper name)

VARGA, Nik	Independent
TOTTEN, Rob	Citizens Electoral Council
TER HORST, Jan	Independent
ZAGAMI, Carmelo	Independent
BONI, Steve	Independent
DU PLESSIS, Andriette	WAFamilyfirst.com
TAGLIAFERRI, Peter	Australian Labor Party
HOLLETT, Julie	Christian Democratic Party WA
LORRIMAR, Rosemary Anne	Independent
CARLES, Adele	Greens (WA)
WAINWRIGHT, Sam	

### Party and Candidate Support and Training

An informational letter was sent to all political parties prior to the close of nominations.

All candidates and prospective candidates were provided with a pack which included a brochure titled Eligibility for Membership of State Parliament; Candidates Guide Legislative Assembly; Disclosure of Gifts; Other Income and Electoral Expenditure Guidelines; nomination form and receipt; and various other forms nominating ballot paper particulars, appointment of an agent and scrutineer appointment forms. These items were also available to download from the Commission's website.

## Posters and Signage

There are certain requirements under section 187 and 191A of the *Electoral Act 1907* that registered political parties and candidates are required to adhere to in regard to any advertisement, handbill or pamphlet distribution which they produce. They must contain the name and address of the person authorising it and the name and address of the printer.

Signs at schools advertising a building project funded by the Federal Government stimulus plan was covered up by staff from Building Management and Works (a section of the Department of Treasury and Finance) as it may have been considered to be unauthorised advertising under the above mentioned sections of the *Act*.



Additionally no electoral advertising is permitted within six metres from the entrance to a polling place on polling day. No polling place manager reported a breach of these requirements on polling day.



## Provision of Election Results

Election results were progressively available to candidates and political parties, the voting public, and the media via the Commission's website at [www.waec.wa.gov.au](http://www.waec.wa.gov.au) and from [www.electionswa.com](http://www.electionswa.com) through a virtual tally room.

## COUNTING OF THE VOTES AND DECLARATION OF THE POLL

Counting of votes commenced at 6.00 pm on polling night. The results were received by the Commission periodically until approximately 9.00 pm when the final results for the night were received. Notional results were transmitted progressively and relayed onto the Commission's website as they became available.

On Thursday 21 May 2009 final postal votes and provisional votes were verified and counted. On the following day a full distribution of preferences was conducted at the Royal Agricultural Society Showgrounds located in Claremont. This count confirmed the notional distribution of preferences conducted on election night.

The Returning Officer formally declared the poll on Thursday 28 May 2009 at 9.40 am at the AEC Office in Spearwood. Ms Adele Carles, representing the Greens (WA) was declared elected as the new member for the Legislative Assembly district of Fremantle with a majority of 1,564 votes.

Information relating to the by-election, included the results at polling place level, was published on the Commission's website.

## Complaints Handling

No formal complaints were received relating to the Fremantle by-election. A small percentage of electors telephoned with queries and concerns after promotional material from a candidate were distributed to electors located outside the Fremantle district.

## Non-Voters

A total of 2,505 electors were identified as apparent non-voters. At the time of writing this document, 1,757 electors were excused as a result of providing a valid reason as to why they were unable to vote. This included the elector being absent from the State, personal illness or having changed address.

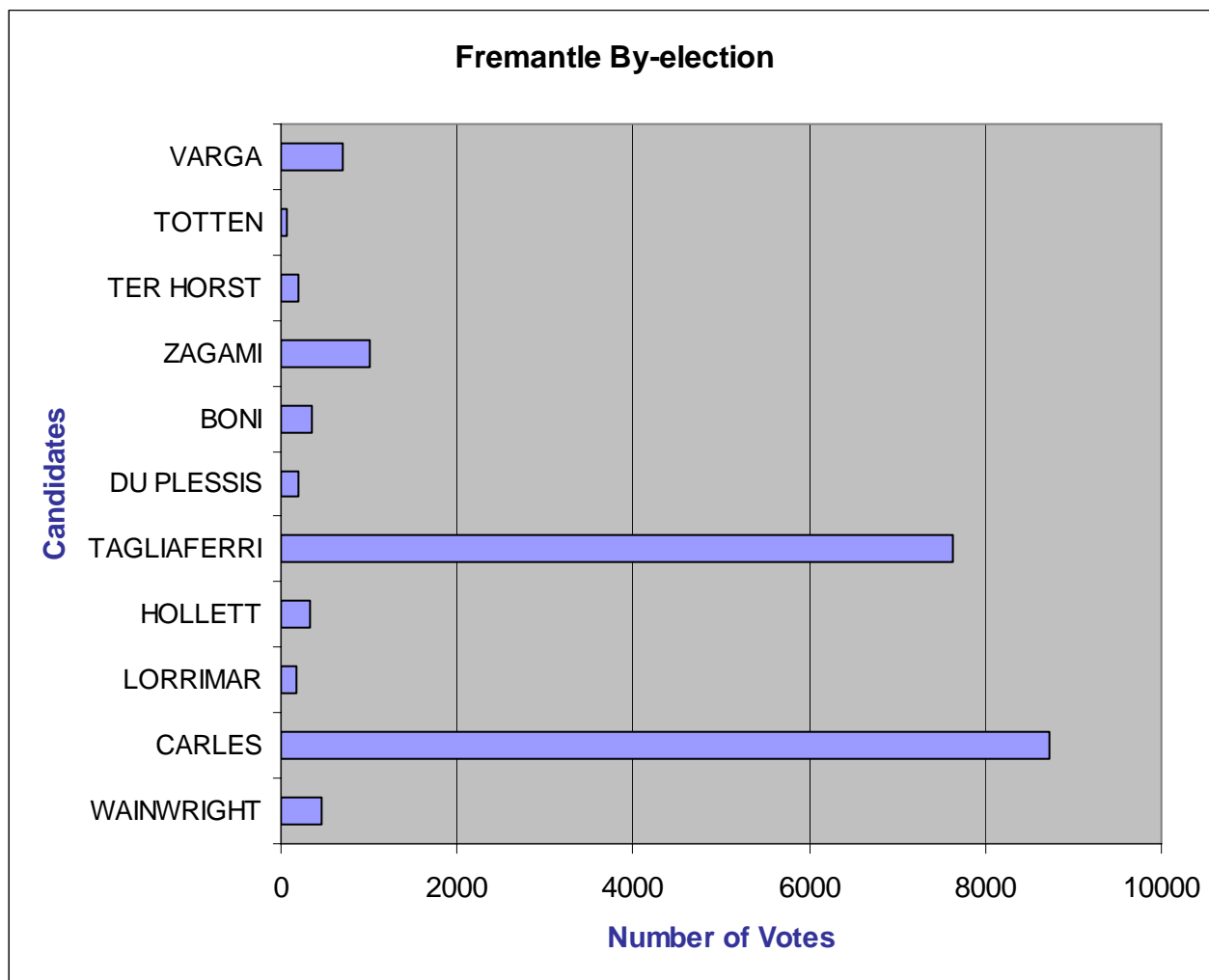
## Costs

It is difficult to accurately determine the cost of the by-election as 1,219 votes were issued at polling places outside the district on polling day given the election ran on the same day as the Daylight Saving Referendum. It is likely the total costs were less than \$150,000.

## FREMANTLE BY-ELECTION RESULTS

Enrolment:	23,719
Formal Votes:	19,796
Informal Votes:	888 (4.29% of total votes)
Total Votes:	20,684 (87.2% of enrolled electors)

## First Preference Votes by Candidate



# First Preference Votes Polled for Each Candidate at Each Polling Place

## Fremantle Electoral District South Metropolitan Region 16 May 2009

PP No.	Polling Place	First Preference Votes Polled for each Candidate at each Polling Place												Two Candidate Preferred Votes					
		VARGA Nik IND	TOTTEN Rob CEC	TER Jan IND	HORST Carmelo IND	ZAGAMI Steve IND	BONI Steve IND	DUPLESSIS Andriette FFP	TAGLIAFERRI Peter ALP	HOLLETT Julie CDP	LORRIMAR Rosemary Anne IND	CARLES Adele GRN	WAINWRIGHT Sam Votes	Total Formal Votes	Informal Votes	Total Votes	TAGLIAFERRI Peter ALP	CARLES Adele GRN	
1	Anglican Church Hall	45	4	5	55	20	6	330	31	14	404	17	931	37	968	430	46.24%	500	53.76%
2	Beaconsfield Primary School	46	5	26	80	23	11	766	20	9	1017	37	2040	80	2120	876	43.09%	1157	56.91%
3	Bicton Primary School	55	2	8	91	19	12	308	26	9	376	16	920	37	957	405	44.02%	515	55.98%
4	Christ The King School	41	4	11	88	28	34	926	23	8	569	44	1776	111	1887	1047	59.05%	726	40.95%
5	East Fremantle Primary School	77	7	14	91	19	10	739	17	13	1168	70	2225	86	2311	858	38.63%	1363	61.37%
6	Fremantle Primary School	29	4	10	66	35	5	500	21	9	941	47	1686	45	1731	586	35.28%	1075	64.72%
7	Palmyra Primary School	24	0	9	21	15	14	297	14	6	356	12	768	37	805	355	46.22%	413	53.78%
8	Phoenix Primary School	116	6	15	256	54	16	735	67	20	976	44	2305	85	2390	977	42.42%	1326	57.58%
10	Rethel Island Picture Hall	2	0	2	2	0	0	21	0	2	49	4	82	6	88	26	31.71%	56	68.29%
11	St Patricks Primary School	22	3	4	27	18	4	302	12	3	368	25	788	28	816	354	44.92%	434	55.08%
12	White Gum Valley Primary School	34	1	9	56	23	15	557	19	8	657	39	1418	59	1477	658	46.53%	758	53.47%
<b>Polling Place Totals</b>		<b>512</b>	<b>38</b>	<b>124</b>	<b>872</b>	<b>270</b>	<b>132</b>	<b>5866</b>	<b>267</b>	<b>113</b>	<b>7135</b>	<b>367</b>	<b>15696</b>	<b>676</b>	<b>16372</b>	<b>7022</b>	<b>44.82%</b>	<b>8646</b>	<b>55.18%</b>
Absent Votes		60	7	28	33	22	20	436	25	20	446	29	1126	93	1219	544	48.40%	580	51.60%
Early Votes (by Post)		50	3	18	46	19	16	724	21	16	444	24	1383	23	1406	803	58.10%	579	41.90%
Early Votes (In Person)		71	8	18	47	27	21	567	19	20	683	33	1514	73	1587	676	44.68%	837	55.32%
Provisional Votes		2	0	0	1	1	0	3	0	0	0	0	7	3	10	6	85.71%	1	14.29%
Special Institutions, Hospitals & Remotes		6	0	0	0	1	3	36	7	2	14	1	70	20	90	49	70.00%	21	30.00%
<b>Declaration and Mobile Votes Total</b>		<b>189</b>	<b>18</b>	<b>64</b>	<b>127</b>	<b>70</b>	<b>62</b>	<b>1766</b>	<b>72</b>	<b>68</b>	<b>1587</b>	<b>87</b>	<b>4100</b>	<b>212</b>	<b>4312</b>	<b>2078</b>	<b>50.73%</b>	<b>2018</b>	<b>49.27%</b>
<b>Total First Preferences Votes</b>		<b>701</b>	<b>56</b>	<b>188</b>	<b>999</b>	<b>340</b>	<b>194</b>	<b>7632</b>	<b>339</b>	<b>171</b>	<b>8722</b>	<b>454</b>	<b>19796</b>	<b>888</b>	<b>20684</b>	<b>9100</b>	<b>46.04%</b>	<b>10684</b>	<b>53.96%</b>
<b>% Total Valid Votes</b>		<b>3.54%</b>	<b>0.28%</b>	<b>0.95%</b>	<b>5.05%</b>	<b>1.72%</b>	<b>0.98%</b>	<b>38.55%</b>	<b>1.71%</b>	<b>0.86%</b>	<b>44.06%</b>	<b>2.29%</b>	<b>100.00%</b>						

Informal Votes = 4.29%

Informal Votes = 4.29%

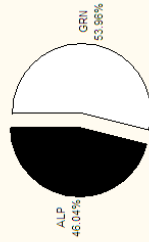
# Distribution of Preferences & Two Candidate Preferred Votes

## Fremantle Electoral District South Metropolitan Region

16 May 2009

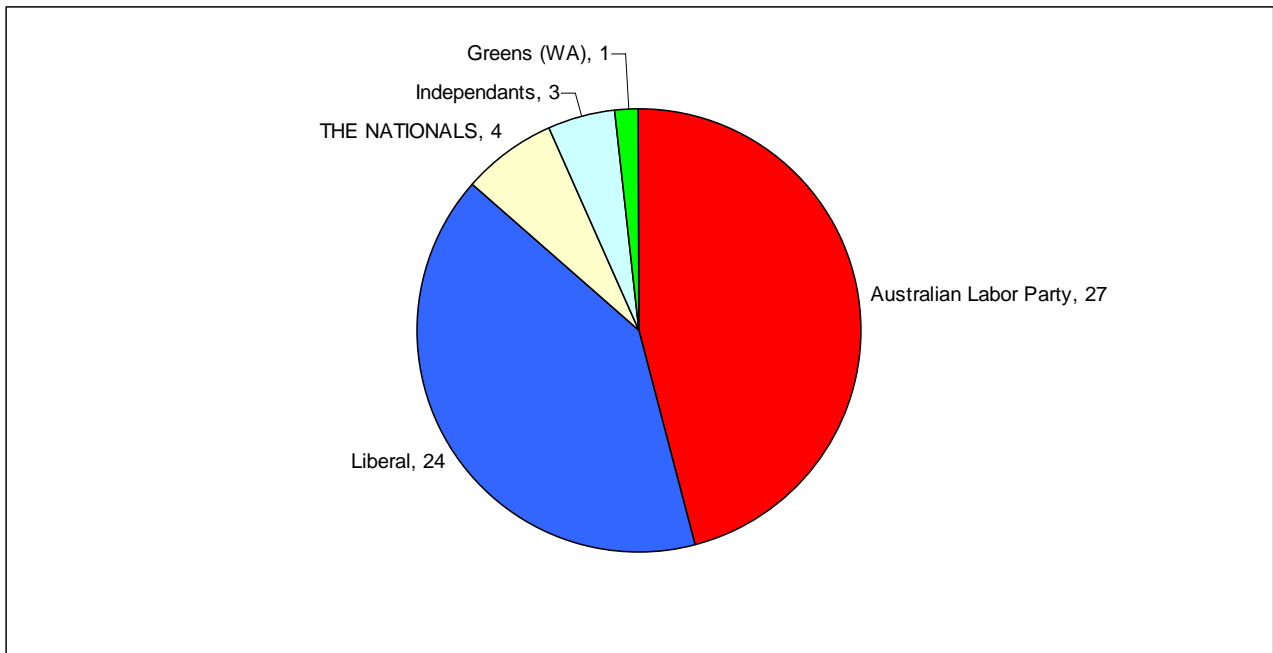
Distribution of Preferences

Preference Distribution	VARGA Nik Votes	TOTTEN Rob Votes	TER HORST Jan Votes	TER HORST Carmelo Votes	ZAGAMI Steve Votes	BONI Steve Votes	DUPLESSIS Andriette Votes	PETER Peter Votes	HOLLETT Julie Votes	LORRIMAR Rosemary Anne Votes	CARLES Adele Votes	WAINWRIGHT Sam Votes	Votes remaining in count	Exhausted Votes	Total Formal Votes	Adele Simone CARLES Greens (WA) elected as the member for FREMANTLE with a majority of 1564 votes
First Preference Votes	701	56	188	999	340	194	7,632	339	171	454	19,796	19,796	19,796	19,796		
TOTTEN Excluded	19	4	2	5	1	2	5	3	2	6	55	56	1	56		
Total	720	60	190	1,004	341	196	7,637	342	173	460	19,796	19,796	1	19,796		
LORRIMAR Excluded	20	12	9	23	10	24	33	31	173	10	172	173	1	173		
Total	740	72	199	1,013	351	206	7,661	375	190	470	19,794	19,796	2	19,796		
TER HORST Excluded	57	15	16	12	2	16	12	12	204	13	204	204	2	204		
Total	797	87	215	1,052	379	208	7,677	387	216	483	19,794	19,796	2	19,796		
DU PLESSIS Excluded	27	31	33	31	61	33	31	31	208	6	206	208	2	208		
Total	824	118	248	1,065	440	241	7,710	418	246	16	415	418	4	418		
HOLLETT Excluded	63	44	48	48	484	189	7,899	418	246	16	415	418	3	418		
Total	887	162	296	1,100	484	248	7,947	418	246	505	19,789	19,796	7	19,796		
BONI Excluded	180	182	182	182	48	48	48	48	484	61	483	484	1	484		
Total	1,067	344	478	1,282	47	71	7,971	418	246	517	19,788	19,796	8	19,796		
WAINWRIGHT Excluded	57	47	47	47	71	71	71	71	484	340	515	517	2	517		
Total	1,124	391	525	1,329	208	208	8,018	418	246	517	19,788	19,796	10	19,796		
VARGA Excluded	756	756	756	756	208	208	8,226	7	1,124	153	1,117	1,124	7	1,124		
Total	1,880	1,512	1,281	2,085	874	874	9,100	418	246	9,468	19,779	19,796	17	19,796		
ZAGAMI Excluded	874	874	874	874	874	874	874	874	874	1,196	2,070	2,085	15	2,085		
District Total	10,664	10,664	10,664	10,664	9,100	9,100	46.04%	9,100	9,100	10,664	19,764	19,796	32	19,796		
															Absolute Majority = 9883	

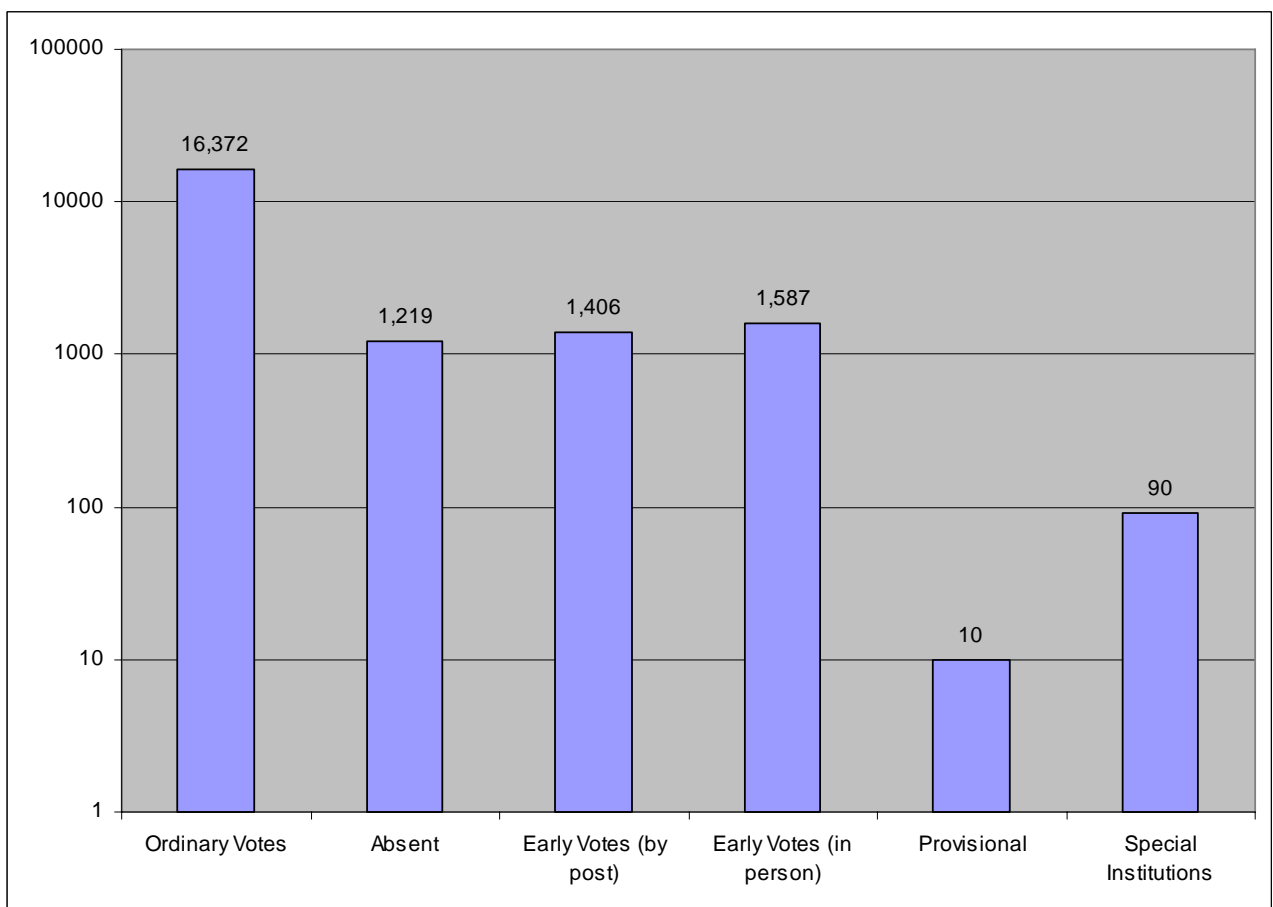


2 Candidate Preferred

## Composition of the Legislative Assembly following the By-election

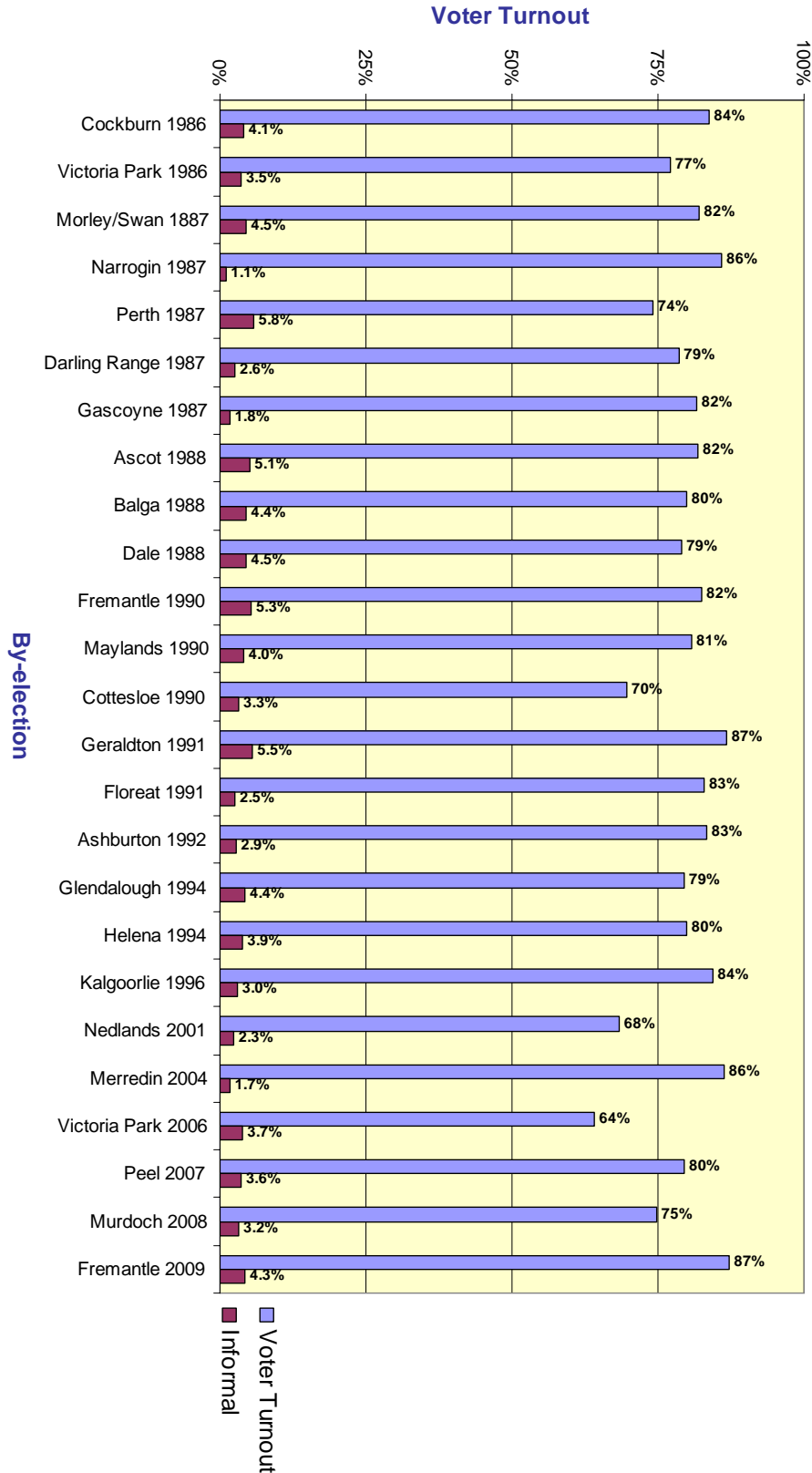


## First Preference Results by Type of Vote





## Voter Turnout and Informality Rates at Recent By-elections



# The Easy Voter Card Sample



## District of Fremantle

### By-Election

A voting guide to the by-election  
 Saturday 18 May 2008  
 8.00am to 6.30pm (WST)



051 0201

Lois May Courts  
 1733 Westbury Cres  
 BICTON WA 6157

**VOTING IS COMPULSORY**  
 Take this letter with  
 you to make it easier

To locate your closest polling place logon to [www.waec.wa.gov.au](http://www.waec.wa.gov.au) and select Polling Place Locator or call 13 63 06

**PLEASE NOTE:** There have been changes to polling places since the 2008 State General Election  
 Updated polling places listed below

- 1 Anglican Church Hall  
2 Fenwick Street  
PALMYRA WA 6157
- 2 Beaconsfield Primary School  
3 Hale Street  
BEACONSFIELD WA 6162
- 3 Bicton Primary School  
View Terrace  
BICTON WA 6157 ♿
- 4 Christ The King School  
87 York Street  
BEACONSFIELD WA 6162 ♿
- 5 East Fremantle Primary School  
6 Forrest Street  
FREMANTLE WA 6160
- 6 Fremantle Primary School  
7 Brennan Street  
FREMANTLE WA 6160



Map reproduced with permission of Landwest

- 7 Palmyra Primary School  
60 McKinnon Road  
PALMYRA WA 6157
- 8 Phoenix Primary School  
28 Phoenix Road  
HAMILTON HILL WA 6163
- 9 Richmond Primary School  
37 Winslow Road  
EAST FREMANTLE WA 6158
- 10 Rottnest Island Picture Hall  
Franklin Way  
ROTTNEST ISLAND WA 6161 ♿
- 11 St Patricks Primary School  
2 Point Street  
FREMANTLE WA 6160 ♿
- 12 White Gum Valley Primary School  
24 Ince Street  
WHITE GUM VALLEY WA 6162

♿ indicates accessible polling place

♿ indicates accessible access and/or drop

# The Easy Voter Card Sample (reverse side)

## How to vote

### Legislative Assembly

White ballot paper – number every box.

For the white ballot paper, you must put a '1' in the box beside the candidate who is your first choice, '2' in the box beside your second choice and so on, until you have numbered every box.

Number the boxes from 1 to 11 in the order of your choice

SHERMANE, First  
Party

SHERMANE, First  
Party

SHERMANE, First  
Party

SHERMANE, First  
Party

SHERMANE, First  
Party

SHERMANE, First  
Party

SHERMANE, First  
Party

SHERMANE, First  
Party

SHERMANE, First  
Party

SHERMANE, First  
Party

SHERMANE, First  
Party

**Remember:**  
Number every box to make your vote count.

Do not use ticks, crosses, or leave boxes blank, or your vote will not count.

### What to do if you can't get to a polling place on Polling Day

If you can't get to a polling place on Polling Day, you can cast an early vote in person or by post. We have identified some of the nearest options available to you.

#### EARLY VOTING IN PERSON

##### At most Magistrate Courts throughout the State

Fremantle Courthouse  
8 Holdsworth St, Fremantle  
9.30 – 4.30 Mon – Thu  
9.00 – 4.30 Fri

##### AT AEC Offices throughout WA

AEC – Division of Fremantle  
3/218 Rockingham Rd, Spearwood  
9.00 – 5.00 Mon – Fri

AEC – Division of Curtin  
6/355 Stirling Hwy, Claremont  
9.00 – 5.00 Mon – Fri

##### At Airports

Perth Domestic Airport  
Terminal 2 (QANTAS)  
Terminal 3 (Virgin Blue)  
7.00 – 7.00 Mon – Sun

Perth International Airport  
Terminal 1  
7.00 – 7.00 Mon – Sun

##### At the Western Australian Electoral Commission

Level 11, 111 St Georges Terrace  
(corner of William St)  
PERTH WA 6000  
8.00 – 5.00 Mon – Fri

#### EARLY VOTING OUTSIDE WA

There are several electoral offices in other Australian States and Territories where electors can cast an early vote (in person) before Polling Day.

Details of locations are available at the Electoral Commission web site: [www.waec.wa.gov.au](http://www.waec.wa.gov.au).

#### EARLY VOTING BY POST

Application forms are available from Australia Post outlets throughout WA, by phoning 13 63 06 or from the Western Australian Electoral Commission web site: [www.waecwa.gov.au](http://www.waecwa.gov.au).

To ensure your application is processed in a timely manner, it is advisable that it is returned by Wednesday 13 May 2009.

### Daylight Saving Referendum

Green ballot paper – You must write 'YES' or 'NO' in the box under the question to make your vote count.

As this is a referendum the process of casting a vote is notably different to that used to elect a member of parliament, and you are required to write a response, either a 'YES' or 'NO', in the box provided below the referendum question on the green ballot paper.

Western Australia Ballot Paper

Daylight Saving, 2009/10

**HOW TO VOTE:**

If you are in favour write 'YES' in the box under the question below.

If you are not in favour write 'NO' in the box under the question below.

**QUESTION**

Are you in favour of daylight saving being introduced in Western Australia by standard time in the State being advanced one hour from the last Sunday in October 2009 until the last Sunday in March 2010 and in similar fashion for each following year?

WRITE 'YES' OR 'NO'

Do not use ticks, crosses, or leave box blank, or your vote will not count.

### Need more information?

Contact the election help line on 13 63 06

Web site: [www.waec.wa.gov.au](http://www.waec.wa.gov.au)

TTY Tel: 9214 0487

Visit us at Level 2, 111 St Georges Terrace  
(corner William St), Perth WA 6000

For more information in languages other than English, logon to [www.waec.wa.gov.au](http://www.waec.wa.gov.au) or call the Translating and Interpreting Service on \*3 14 50 and then ask to be linked to the Western Australian Electoral Commission on 13 63 06. Phone calls from anywhere in Australia are charged at the local call rate or the mobile phone rate.

Authorised by Warwick Gately, WA Electoral Commissioner



**Western Australian Electoral Commission**

Level 2, 111 St Georges Terrace, Perth Western Australia 6000

or

GPO Box F316, PERTH WA 6841

Telephone: (08) 9214 0400 or 13 63 06

Facsimile: (08) 9226 0577

Email: [waec@waec.wa.gov.au](mailto:waec@waec.wa.gov.au)

Web Site: [www.waec.wa.gov.au](http://www.waec.wa.gov.au)

ISBN: 978-1-921818-02-8