

Region Profiles and Election Results

The following section contains a region profile and election results for all 6 electoral regions.

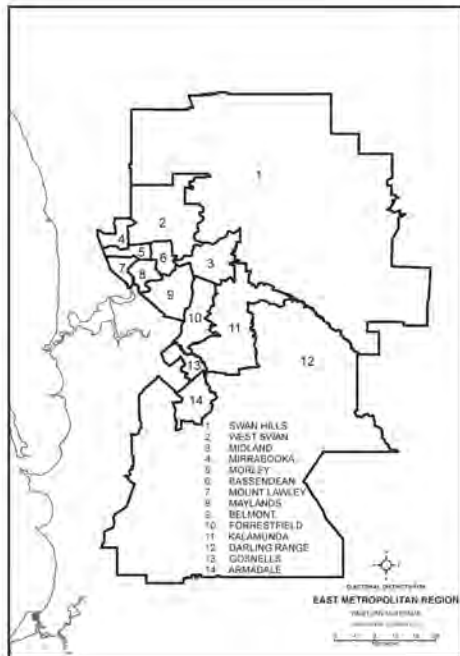
Each profile includes the following information:

- outline map of region
- area
- quota required
- names of elected members
- number and gender of electors as at close of roll
- age break-up of electors
- name of Returning Officer.

The election results show the first preference votes for each district within the region at polling place level as well as the consolidated summary at region level.

East Metropolitan Region

9 March 2013 State General Election



| Returning Officer | |
|---|-------------|
| Gavin COTTERELL | |
| No. of Members to be elected | |
| 6 | |
| Quota Required | |
| No. of formal votes | +1 |
| [(No. of MLCs to be elected) + 1] | |
| 303428 | + 1 = 43347 |
| 6 + 1 | |
| Note: The quota is the minimum number of votes required by a candidate to be elected. | |

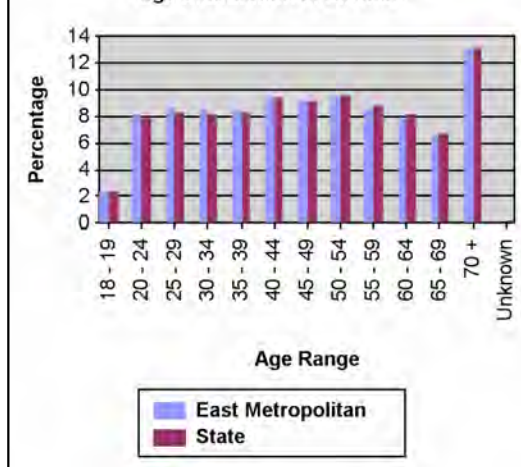
Elected Candidates for East Metropolitan Region

| Order Elected | Candidate (Full Name) | Party |
|---------------|-----------------------------|---------------|
| 1 | MORTON, Helen Margaret | Liberal Party |
| 2 | CLOHESY, Alanna Therese | WA Labor |
| 3 | FARAGHER, Donna Evelyn Mary | Liberal Party |
| 4 | ROWE, Samantha Helen | WA Labor |
| 5 | HAYDEN, Alyssa Kathleen | Liberal Party |
| 6 | SANDERSON, Amber-Jade | WA Labor |

Regional Summary and Electors as at Close of Roll

| District | Area (km ²) | Males | Females | Total |
|----------------|-------------------------|----------------|----------------|----------------|
| Armadale | 47 | 12,030 | 12,727 | 24,757 |
| Bassendean | 22 | 12,144 | 12,867 | 25,011 |
| Belmont | 59 | 11,059 | 11,511 | 22,570 |
| Darling Range | 1,594 | 13,380 | 13,661 | 27,041 |
| Forresterfield | 57 | 12,432 | 13,021 | 25,453 |
| Gosnells | 25 | 12,071 | 12,905 | 24,976 |
| Kalamunda | 163 | 11,590 | 12,149 | 23,739 |
| Maylands | 24 | 12,086 | 12,951 | 25,037 |
| Midland | 62 | 11,697 | 12,512 | 24,209 |
| Mirrabooka | 22 | 12,534 | 13,157 | 25,691 |
| Morley | 18 | 11,671 | 12,541 | 24,212 |
| Mount Lawley | 17 | 11,938 | 13,344 | 25,282 |
| Swan Hills | 1,448 | 12,784 | 13,337 | 26,121 |
| West Swan | 143 | 12,682 | 13,569 | 26,251 |
| Total | 3,701 | 170,098 | 180,252 | 350,350 |

Age Distribution of Electors



| Quota = 43,347 | | 9 March 2013 State General Election East Metropolitan Region (Legislative Council) Detailed Results Report 6 Candidates to be Elected | | | | | | | | | | | | | | | | | | | | | | | | | |
|-------------------------|-------------|--|--------------------|-------------------|---------------------|-------------------|--------------------------------|------------------|--------------------------|---------------------|---------------------|------------------|--------------------|--------------------|------------------|---------------------|--------------------|-------------------|--------------------------|---------------------|-------------------------|----------------|--------------|---------------|------------------|----------------|-------------|
| | | LIB | | | | | | GRN | | | SFP | | ACP | | FFP | | ALP | | | | | | IND | IND | | | |
| | | MORTON, Helen | FARAGHER, Donna | HAYDEN, Alyssa | PREUSS, Caroline | TREASE, Darryl | THORPE- GUDGEON, Jessica | XAMON, Alison | SMITH, Glenice Dianne | BROMFIELD, David | GEORGIU, Michael | COOPER, Grant | RANDALL, Dwight | KINGSTON, David | BARRETT, Paul | CLIFFORD, Nathan | CLOHESY, Alanna | ROWE, Samantha | SANDERSON, Amber Jade | LEADBETTER, Bill | O'DRISCOLL, Michelle | SMITH, Andy | TU, Chung | HOYER, Tom | NARDIZZI, Joe | Lost Fractions | TOTALS |
| First Preferences | 140238 | 336 | 401 | 202 | 449 | 378 | 24030 | 330 | 396 | 4815 | 148 | 8030 | 159 | 3560 | 95 | 113547 | 542 | 346 | 369 | 361 | 814 | 1553 | 1380 | 949 | 0 | 303428 | |
| MORTON, Helen | Elected 1st | -96891 43347 | 96466 96802 | 156 557 | 56 258 | 54 503 | 49 427 | 26 24056 | 6 336 | 7 403 | 8 4823 | 2 150 | 6 8036 | 4 163 | 5 3565 | 5 100 | 0 113547 | 11 553 | 2 348 | 2 371 | 2 363 | 5 819 | 2 1555 | 2 1382 | 3 952 | 12 12 | 0 303428 |
| CLOHESY, Alanna | Elected 2nd | 0 43347 | 0 96802 | 9 566 | 0 258 | 0 503 | 1 428 | 9 24065 | 1 337 | 1 404 | 1 4824 | 0 150 | 3 8039 | 1 164 | 3 3568 | 4 104 | -70200 43347 | 70033 70586 | 74 422 | 20 391 | 12 375 | 16 835 | 0 1555 | 1 1383 | 1 953 | 10 22 | 0 303428 |
| FARAGHER, Donna | Elected 3rd | 0 43347 | -53455 43347 | 53330 53896 | 44 302 | 25 528 | 16 444 | 8 24073 | 5 342 | 2 406 | 4 4828 | 0 150 | 0 8039 | 1 165 | 2 3570 | 0 104 | 0 43347 | 0 70586 | 1 423 | 1 392 | 1 376 | 0 835 | 1 1556 | 0 1383 | 0 953 | 14 36 | 0 303428 |
| ROWE, Samantha | Elected 4th | 0 43347 | 0 43347 | 0 53896 | 1 303 | 1 529 | 0 444 | 6 24079 | 2 344 | 1 407 | 0 4828 | 0 150 | 0 8039 | 0 165 | 2 3572 | 3 107 | 0 43347 | -27239 43347 | 27145 27568 | 32 424 | 19 395 | 11 846 | 0 1556 | 0 1383 | 0 953 | 16 52 | 0 303428 |
| HAYDEN, Alyssa | Elected 5th | 0 43347 | 0 43347 | -10549 43347 | 10482 10785 | 31 560 | 13 457 | 2 24081 | 1 345 | 0 407 | 0 4828 | 0 150 | 0 8039 | 0 165 | 0 3572 | 0 107 | 0 43347 | 0 43347 | 1 27569 | 0 424 | 0 395 | 0 846 | 0 1556 | 0 1383 | 0 953 | 19 71 | 0 303428 |
| CLIFFORD, Nathan | Excluded | 0 43347 | 0 43347 | 0 43347 | 5 10790 | 2 562 | 0 457 | 1 24082 | 1 346 | 1 408 | 1 4829 | 0 150 | 2 8041 | 7 172 | 62 3634 | -107 0 | 0 43347 | 0 43347 | 9 27578 | 5 429 | 0 395 | 3 849 | 2 1558 | 2 1385 | 0 953 | 4 75 | 0 303428 |
| COOPER, Grant | Excluded | 0 43347 | 0 43347 | 0 43347 | 4 10794 | 1 563 | 1 458 | 0 24082 | 2 348 | 4 412 | 111 4940 | -150 0 | 4 8045 | 4 176 | 3 3637 | 0 0 | 0 43347 | 0 43347 | 6 27584 | 3 432 | 0 395 | 1 850 | 0 1558 | 4 1389 | 0 953 | 2 77 | 0 303428 |
| KINGSTON, David | Excluded | 0 43347 | 0 43347 | 0 43347 | 2 10796 | 1 564 | 6 464 | 2 24084 | 1 349 | 3 415 | 3 4943 | 0 0 | 121 8166 | -176 0 | 17 3654 | 0 0 | 0 43347 | 0 43347 | 3 27587 | 4 436 | 0 395 | 3 853 | 1 1559 | 1 1390 | 2 955 | 6 83 | 0 303428 |
| SMITH, Glenice Dianne | Excluded | 0 43347 | 0 43347 | 0 43347 | 7 10803 | 9 573 | 5 469 | 151 24235 | -349 0 | 125 540 | 6 4949 | 0 0 | 3 8169 | 0 0 | 7 3661 | 0 0 | 0 43347 | 0 43347 | 8 27595 | 2 438 | 6 401 | 5 858 | 2 1561 | 0 1390 | 2 957 | 11 94 | 0 303428 |
| O'DRISCOLL, Michelle | Excluded | 0 43347 | 0 43347 | 0 43347 | 3 10806 | 3 576 | 2 471 | 5 24240 | 0 0 | 8 548 | 1 4950 | 0 0 | 4 8173 | 0 0 | 7 3668 | 0 0 | 0 43347 | 0 43347 | 117 27712 | 79 517 | -401 0 | 155 1013 | 6 1567 | 2 1392 | 1 958 | 8 102 | 0 303428 |
| THORPE-GUDGEON, Jessica | Excluded | 0 43347 | 0 43347 | 0 43347 | 151 10957 | 241 817 | -471 0 | 14 24254 | 0 0 | 10 558 | 8 4958 | 0 0 | 3 8176 | 0 0 | 7 3675 | 0 0 | 0 43347 | 0 43347 | 7 27719 | 6 523 | 0 0 | 4 1017 | 4 1571 | 3 1395 | 1 959 | 12 114 | 0 303428 |
| LEADBETTER, Bill | Excluded | 0 43347 | 0 43347 | 0 43347 | 9 10966 | 3 820 | 0 0 | 2 24256 | 0 0 | 3 561 | 7 4965 | 0 0 | 4 8180 | 0 0 | 9 3684 | 0 0 | 0 43347 | 0 43347 | 195 27914 | -523 0 | 0 0 | 272 1289 | 5 1576 | 4 1399 | 1 960 | 9 123 | 0 303428 |
| BROMFIELD, David | Excluded | 0 43347 | 0 43347 | 0 43347 | 7 10973 | 16 836 | 0 0 | 458 24714 | 0 0 | -561 0 | 20 4985 | 0 0 | 6 8186 | 0 0 | 6 3690 | 0 0 | 0 43347 | 0 43347 | 17 27931 | 0 0 | 0 0 | 14 1303 | 4 1580 | 6 1405 | 2 962 | 5 128 | 0 303428 |
| TREASE, Darryl | Excluded | 0 43347 | 0 43347 | 0 43347 | 696 11669 | -836 0 | 0 0 | 32 24746 | 0 0 | 0 0 | 24 5009 | 0 0 | 10 8196 | 0 0 | 17 3707 | 0 0 | 0 43347 | 0 43347 | 13 27944 | 0 0 | 0 0 | 12 1315 | 7 1587 | 4 1409 | 5 967 | 16 144 | 0 303428 |
| NARDIZZI, Joe | Excluded | 0 43347 | 0 43347 | 0 43347 | 7 11676 | 0 0 | 0 0 | 7 24753 | 0 0 | 0 0 | 4 5013 | 0 0 | 673 8869 | 0 0 | 4 3711 | 0 0 | 0 43347 | 0 43347 | 5 27949 | 0 0 | 0 0 | 7 1322 | 40 1627 | 218 1627 | -967 0 | 2 146 | 0 303428 |
| SMITH, Andy | Excluded | 0 43347 | 0 43347 | 0 43347 | 29 11705 | 0 0 | 0 0 | 23 24776 | 0 0 | 0 0 | 12 5025 | 0 0 | 13 8882 | 0 0 | 26 3737 | 0 0 | 0 43347 | 0 43347 | 1128 29077 | 0 0 | 0 0 | - 1322 | 53 1680 | 24 1651 | 0 0 | 14 160 | 0 303428 |
| HOYER, Tom | Excluded | 0 43347 | 0 43347 | 0 43347 | 20 11725 | 0 0 | 0 0 | 32 24808 | 0 0 | 0 0 | 15 5040 | 0 0 | 1096 9978 | 0 0 | 21 3758 | 0 0 | 0 43347 | 0 43347 | 31 29108 | 0 0 | 0 0 | 0 0 | 432 2112 | -1651 0 | 0 0 | 4 164 | 0 303428 |
| TU, Chung | Excluded | 0 43347 | 0 43347 | 0 43347 | 100 11825 | 0 0 | 0 0 | 179 24987 | 0 0 | 0 0 | 80 5120 | 0 0 | 51 10029 | 0 0 | 1385 5143 | 0 0 | 0 43347 | 0 43347 | 314 29422 | 0 0 | 0 0 | 0 0 | -2112 0 | 0 0 | 0 0 | 3 167 | 0 303428 |
| GEORGIU, Michael | Excluded | 0 43347 | 0 43347 | 0 43347 | 219 12044 | 0 0 | 0 0 | 122 25109 | 0 0 | 0 0 | -5120 0 | 0 0 | 4517 14546 | 0 0 | 123 5266 | 0 0 | 0 43347 | 0 43347 | 127 29549 | 0 0 | 0 0 | 0 0 | 0 0 | 0 0 | 0 0 | 12 179 | 0 303428 |
| BARRETT, Paul | Excluded | 0 43347 | 0 43347 | 0 43347 | 123 12167 | 0 0 | 0 0 | 114 25223 | 0 0 | 0 0 | 0 0 | 0 0 | 4846 19392 | 0 0 | -5266 0 | 0 0 | 0 43347 | 0 43347 | 176 29725 | 0 0 | 0 0 | 0 0 | 0 0 | 0 0 | 0 0 | 7 186 | 0 303428 |
| PREUSS, Caroline | Excluded | 0 43347 | 0 43347 | 0 43347 | -12167 0 | 0 0 | 0 0 | 942 26165 | 0 0 | 0 0 | 0 0 | 0 0 | 10716 30108 | 0 0 | 0 0 | 0 0 | 0 43347 | 0 43347 | 483 30208 | 0 0 | 0 0 | 0 0 | 0 0 | 0 0 | 0 0 | 26 212 | 0 303428 |
| XAMON, Alison | Excluded | 0 43347 | 0 43347 | 0 43347 | 0 0 | 0 0 | 0 0 | -24030 2135 | 0 0 | 0 0 | 0 0 | 0 0 | 302 30410 | 0 0 | 0 0 | 0 0 | 0 43347 | 0 43347 | 23728 53936 | 0 0 | 0 0 | 0 0 | 0 0 | 0 0 | 0 0 | 0 212 | 0 303428 |
| SANDERSON, Amber Jade | Elected 6th | | | | | | | | | | | | | | | | | | | | | | | | | | |

| 9 March 2013 State General Election East Metropolitan Region (Legislative Council) First Preference Analysis by Polling Place Report Armadale | | | | | | | | | | | | | | | | | | | | | | | | | | | | | | | | | | | | |
|--|--------------|------------------|--------------------|-------------------|---------------------|-------------------|--------------------------------|------------------|--------------------------|---------------------|---------------------|------------------|--------------------|--------------------|------------------|---------------------|--------------------|-------------------|--------------------------|---------------------|-------------------------|----------------|--------------|---------------|------------------|-----------|-----------|-----------|-----------|-----------|---------------|--------------|---------------|-------------------------|---------------|--------|
| | | LIB | | | | | | GRN | | | | SFP | | ACP | | FFP | | ALP | | | | | | IND | | IND | | | | | | | | | | |
| | | MORTON, Helen | FARAGHER, Donna | HAYDEN, Alyssa | PREUSS, Caroline | TREASE, Darryl | THORPE- GUDGEON, Jessica | XAMON, Alison | SMITH, Glenice Dianne | BROMFIELD, David | GEORGIU, Michael | COOPER, Grant | RANDALL, Dwight | KINGSTON, David | BARRETT, Paul | CLIFFORD, Nathan | CLOHESY, Alanna | ROWE, Samantha | SANDERSON, Amber Jade | LEADBETTER, Bill | O'DRISCOLL, Michelle | SMITH, Andy | TU, Chung | HOYER, Tom | NARDIZZI, Joe | | | | | | | | | | | |
| | | Ticket | Pref | | | | | Ticket | Pref | | | Ticket | Pref | | | Ticket | Pref | | | Ticket | Pref | | | Ticket | Pref | | | Ticket | Pref | Ticket | Pref | Ticket | Pref | Total Valid Votes | Informal | Totals |
| Polling Places | | | | | | | | | | | | | | | | | | | | | | | | | | | | | | | | | | | | |
| Armadale Primary School | 626 | 26 | 3 | 1 | 1 | 2 | 2 | 96 | 9 | 3 | 2 | 18 | 1 | 73 | 12 | 11 | 3 | 603 | 14 | 4 | 2 | 1 | 2 | 2 | 5 | 0 | 10 | 4 | 0 | 0 | 1,534 | 50 | 1,584 | | | |
| Cecil Andrews Senior High School | 947 | 22 | | | | 2 | 1 | 146 | 5 | 1 | | 71 | 6 | 132 | 6 | 42 | 1 | 1,053 | 15 | 2 | 2 | 3 | 4 | 3 | 0 | 12 | 1 | 0 | 1 | 2,489 | 105 | 2,594 | | | | |
| Challis Primary School | 683 | 26 | 1 | 1 | 1 | 1 | 2 | 134 | 5 | 1 | 1 | 46 | 7 | 137 | 9 | 41 | 3 | 1,018 | 18 | 4 | 1 | 3 | 1 | 11 | 7 | 2 | 4 | 3 | 2 | 2,181 | 95 | 2,276 | | | | |
| Greendale Centre | 252 | 13 | | | | | 1 | 25 | 4 | | 1 | 13 | 0 | 59 | 2 | 6 | 2 | 383 | 6 | 2 | 1 | 1 | | | 2 | 0 | 1 | 0 | 1 | 777 | 27 | 804 | | | | |
| Grovelands Primary School | 440 | 14 | | | | 1 | 5 | 74 | 5 | | | 29 | 4 | 72 | 7 | 26 | 1 | 735 | 15 | 3 | 2 | 2 | 4 | 6 | 2 | 0 | 7 | 0 | 3 | 0 | 1,459 | 66 | 1,525 | | | |
| Gwynne Park Primary School | 364 | 11 | | 2 | | 8 | 1 | 72 | 8 | | 3 | 30 | 2 | 80 | 8 | 28 | 1 | 701 | 6 | 3 | 1 | 2 | | 4 | 5 | 0 | 4 | 0 | 1 | 0 | 1,348 | 53 | 1,401 | | | |
| Kelmscott Primary School | 419 | 5 | | | | 1 | | 72 | 6 | | 1 | 24 | 3 | 65 | 2 | 13 | 0 | 359 | 7 | | 1 | 1 | | 2 | 1 | 3 | 1 | 1 | 1 | 987 | 41 | 1,028 | | | | |
| Kelmscott Senior High School | 512 | 18 | 1 | 2 | 1 | | | 106 | 8 | 3 | 2 | 20 | 4 | 63 | 5 | 23 | 4 | 734 | 15 | 2 | 2 | 4 | 1 | 7 | 4 | 3 | 5 | 3 | 1 | 2 | 1,559 | 72 | 1,631 | | | |
| Kingsley Primary School | 331 | 7 | | | 2 | | | 75 | 5 | | 1 | 19 | 1 | 71 | 4 | 18 | 2 | 498 | 10 | 1 | 1 | 2 | | 2 | 2 | 0 | 3 | 2 | 0 | 1 | 1,057 | 34 | 1,091 | | | |
| Neerigen Brook Primary School | 725 | 22 | 2 | 1 | | 2 | 1 | 158 | 11 | 3 | 5 | 63 | 1 | 177 | 7 | 2 | 43 | 1,040 | 16 | | 1 | 2 | 2 | 7 | 9 | 0 | 10 | 1 | 1 | 2,316 | 111 | 2,427 | | | | |
| Westfield Park Primary School | 387 | 11 | | 1 | | 3 | | 66 | 6 | | 2 | 13 | 3 | 52 | 7 | 1 | 17 | 582 | 7 | 3 | | 1 | 5 | 7 | 2 | 4 | 1 | 0 | 1 | 1,185 | 48 | 1,233 | | | | |
| Total Ordinary | 5,686 | 175 | 7 | 8 | 6 | 18 | 13 | 1,024 | 72 | 11 | 17 | 346 | 32 | 981 | 69 | 10 | 268 | 7,706 | 129 | 24 | 13 | 22 | 14 | 46 | 48 | 8 | 63 | 16 | 10 | 10 | 16,892 | 702 | 17,594 | | | |
| Absent Votes | 595 | 26 | 2 | 1 | 1 | 6 | 3 | 161 | 15 | 4 | 1 | 52 | 6 | 66 | 5 | 2 | 34 | 598 | 17 | 5 | 8 | 2 | 7 | 5 | 9 | 3 | 2 | 0 | 0 | 4 | 1,646 | 79 | 1,725 | | | |
| Early Votes (by Post) | 483 | 9 | 0 | 0 | 0 | 1 | 2 | 48 | 5 | 0 | 1 | 21 | 2 | 52 | 2 | 2 | 21 | 531 | 7 | 0 | 1 | 2 | 4 | 5 | 7 | 0 | 3 | 0 | 1 | 4 | 1,217 | 14 | 1,231 | | | |
| Early Votes (In Person) | 447 | 11 | 1 | 1 | 2 | 1 | 2 | 64 | 7 | 0 | 1 | 33 | 2 | 39 | 1 | 0 | 16 | 469 | 8 | 2 | 1 | 3 | 1 | 3 | 6 | 0 | 7 | 1 | 1 | 1,135 | 39 | 1,174 | | | | |
| Provisional Votes | 5 | 0 | 0 | 0 | 0 | 0 | 0 | 1 | 0 | 0 | 0 | 0 | 0 | 0 | 0 | 0 | 0 | 9 | 1 | 0 | 0 | 0 | 0 | 0 | 0 | 0 | 0 | 0 | 0 | 0 | 17 | 3 | 20 | | | |
| Special Institutions, Hospitals & Remotes | 26 | 1 | 0 | 0 | 0 | 0 | 0 | 4 | 0 | 0 | 0 | 0 | 0 | 3 | 0 | 0 | 0 | 35 | 0 | 0 | 0 | 0 | 0 | 0 | 2 | 0 | 0 | 0 | 0 | 0 | 71 | 2 | 73 | | | |
| Subtotal | 1,556 | 47 | 3 | 2 | 3 | 8 | 7 | 278 | 27 | 4 | 3 | 106 | 10 | 2 | 160 | 9 | 4 | 71 | 9 | 2 | 1,642 | 33 | 7 | 10 | 13 | 24 | 3 | 12 | 1 | 2 | 9 | 4,086 | 137 | 4,223 | | |
| TOTAL | 7,242 | 222 | 10 | 10 | 9 | 26 | 20 | 1,302 | 99 | 15 | 20 | 452 | 42 | 1,141 | 78 | 14 | 339 | 29 | 5 | 9,348 | 162 | 31 | 23 | 29 | 26 | 59 | 72 | 11 | 75 | 17 | 12 | 19 | 20,978 | 839 | 21,817 | |

| 9 March 2013 State General Election East Metropolitan Region (Legislative Council) First Preference Analysis by Polling Place Report Bassendean | | | | | | | | | | | | | | | | | | | | | | | | | | | | | | | | | | | | |
|--|---------------|-----------------|----------------|------------------|----------------|-------------------------|---------------|-----------------------|------------------|-------------------|---------------|-----------------|-----------------|---------------|------------------|-----------------|----------------|-----------------------|------------------|---------------------|--------------|------------|------------|---------------|-----------|-----------|------------|-----------|-------------------|-----------|-----------|-----------|-----------|---------------|------------|---------------|
| Polling Places | LIB | | | | | | GRN | | | | SFP | | ACP | | FFP | | ALP | | | | | | IND | | IND | | | | Total Valid Votes | Informal | Totals | | | | | |
| | MORTON, Helen | FARAGHER, Donna | HAYDEN, Alyssa | PREUSS, Caroline | TREASE, Darryl | THORPE-GUDGEON, Jessica | XAMON, Alison | SMITH, Glenice Dianne | BROMFIELD, David | GEORGIOU, Michael | COOPER, Grant | RANDALL, Dwight | KINGSTON, David | BARRETT, Paul | CLIFFORD, Nathan | CLOHESY, Alanna | ROWE, Samantha | SANDERSON, Amber Jade | LEADBETTER, Bill | ODRISCOLL, Michelle | SMITH, Andy | TU, Chung | HOYER, Tom | NARDIZZI, Joe | | | | | | | | | | | | |
| | Ticket | Pref | | | | | Ticket | Pref | | Ticket | Pref | | Ticket | Pref | | Ticket | Pref | | Ticket | Pref | | Ticket | Pref | Ticket | Pref | Ticket | Pref | | | | | | | | | |
| Anzac Terrace Primary School | 733 | 24 | | 2 | 1 | 2 | 2 | 176 | 20 | 3 | 2 | 28 | 3 | | 32 | 5 | 1 | 7 | 1 | 2 | 722 | 12 | 3 | 2 | 2 | | 7 | 8 | 3 | 6 | 0 | 1 | 1 | 1,811 | 74 | 1,885 |
| Ashfield Primary School | 280 | 8 | 2 | | | | 1 | 88 | 11 | 2 | 3 | 14 | 4 | | 22 | 2 | 1 | 12 | 1 | 2 | 405 | 6 | | 1 | 2 | 6 | 1 | 5 | 0 | 3 | 0 | 1 | 883 | 26 | 909 | |
| Bassendean Primary School | 917 | 20 | | | 2 | 4 | 2 | 296 | 40 | 2 | 3 | 27 | 10 | 1 | 52 | 6 | 1 | 15 | 0 | | 848 | 21 | 2 | 1 | 2 | 11 | 6 | 1 | 8 | 0 | 4 | 3 | 2,307 | 71 | 2,378 | |
| Beechboro Primary School | 612 | 18 | 1 | 1 | 3 | 4 | 1 | 99 | 9 | 4 | | 29 | 0 | 2 | 58 | 6 | | 20 | 1 | 3 | 819 | 19 | 3 | 2 | 1 | 4 | 9 | 4 | 1 | 7 | 0 | 3 | 3 | 1,746 | 85 | 1,831 |
| East Beechboro Primary School | 507 | 15 | 1 | 4 | | 2 | 2 | 113 | 3 | | 1 | 27 | 4 | 1 | 51 | 2 | | 18 | 0 | | 709 | 14 | 4 | 1 | 4 | 5 | 7 | 7 | 1 | 2 | 0 | 2 | 4 | 1,511 | 69 | 1,580 |
| Eden Hill Primary School | 825 | 27 | 2 | | 2 | | 7 | 201 | 26 | | 6 | 32 | 1 | 4 | 66 | 3 | 3 | 24 | 1 | 2 | 1,091 | 25 | 5 | 4 | 2 | 18 | 17 | 2 | 6 | 3 | 2 | 5 | 2,417 | 102 | 2,519 | |
| Hampton Senior High School | 920 | 32 | 3 | 2 | 1 | 4 | 3 | 134 | 13 | 4 | 2 | 20 | 2 | 1 | 44 | 4 | | 23 | 3 | | 1,013 | 17 | 5 | 4 | 3 | 6 | 12 | 3 | 2 | 3 | 2 | 4 | 2,291 | 104 | 2,395 | |
| John Septimus Roe Anglican Community School | 746 | 19 | 3 | 2 | 1 | 1 | 4 | 103 | 6 | | | 15 | 1 | | 38 | 8 | | 17 | 1 | 1 | 785 | 13 | 2 | 1 | | 3 | 7 | 14 | 3 | 2 | 1 | 4 | 3 | 1,804 | 62 | 1,866 |
| Lockridge Primary School | 353 | 28 | 2 | 2 | 1 | 1 | 1 | 97 | 12 | | 1 | 19 | 0 | 1 | 34 | 1 | | 21 | 0 | 2 | 717 | 18 | 3 | 3 | 3 | 3 | 6 | 7 | 4 | 6 | 1 | 2 | 2 | 1,350 | 71 | 1,421 |
| Lockridge Senior High School | 557 | 19 | 3 | 2 | 1 | 1 | 2 | 85 | 7 | 1 | 2 | 16 | 2 | 1 | 33 | 2 | 1 | 23 | 3 | | 678 | 14 | 4 | 2 | 2 | 3 | 5 | 8 | 1 | 6 | 3 | 1 | 0 | 1,488 | 59 | 1,547 |
| Total Ordinary | 6,450 | 210 | 17 | 15 | 12 | 18 | 25 | 1,392 | 147 | 16 | 20 | 227 | 27 | 11 | 430 | 39 | 7 | 180 | 11 | 12 | 7,787 | 159 | 31 | 21 | 22 | 30 | 88 | 75 | 23 | 46 | 13 | 21 | 26 | 17,608 | 723 | 18,331 |
| Absent Votes | 877 | 37 | 0 | 5 | 2 | 5 | 2 | 197 | 20 | 4 | 7 | 46 | 4 | 2 | 32 | 4 | 1 | 29 | 2 | 46 | 726 | 24 | 5 | 1 | 6 | 4 | 14 | 12 | 1 | 7 | 2 | 2 | 2,082 | 83 | 2,165 | |
| Early Votes (by Post) | 336 | 7 | 1 | 1 | 0 | 1 | 0 | 43 | 4 | 0 | 0 | 12 | 0 | 1 | 21 | 6 | 1 | 9 | 0 | 0 | 390 | 10 | 2 | 1 | 3 | 1 | 3 | 3 | 1 | 3 | 0 | 1 | 0 | 861 | 10 | 871 |
| Early Votes (In Person) | 417 | 17 | 5 | 0 | 0 | 1 | 3 | 74 | 15 | 0 | 2 | 22 | 4 | 0 | 19 | 1 | 2 | 17 | 1 | 1 | 434 | 11 | 1 | 1 | 1 | 3 | 2 | 3 | 1 | 2 | 1 | 2 | 1 | 1,064 | 27 | 1,091 |
| Provisional Votes | 7 | 0 | 0 | 0 | 0 | 0 | 0 | 2 | 0 | 0 | 0 | 0 | 0 | 0 | 0 | 0 | 0 | 1 | 0 | 0 | 6 | 0 | 0 | 0 | 0 | 0 | 0 | 0 | 0 | 0 | 0 | 0 | 0 | 16 | 2 | 18 |
| Special Institutions, Hospitals & Remotes | 36 | 0 | 0 | 0 | 0 | 0 | 0 | 2 | 0 | 0 | 0 | 0 | 0 | 0 | 0 | 0 | 0 | 0 | 0 | 0 | 32 | 0 | 0 | 0 | 0 | 0 | 0 | 0 | 0 | 0 | 0 | 0 | 0 | 70 | 0 | 70 |
| Subtotal | 1,673 | 61 | 6 | 6 | 2 | 7 | 5 | 318 | 39 | 4 | 9 | 80 | 8 | 3 | 72 | 11 | 4 | 56 | 3 | 1 | 1,588 | 45 | 8 | 3 | 10 | 8 | 19 | 18 | 3 | 12 | 3 | 5 | 3 | 4,093 | 122 | 4,215 |
| TOTAL | 8,123 | 271 | 23 | 21 | 14 | 25 | 30 | 1,710 | 186 | 20 | 29 | 307 | 35 | 14 | 502 | 50 | 11 | 236 | 14 | 13 | 9,375 | 204 | 39 | 24 | 32 | 38 | 107 | 93 | 26 | 58 | 16 | 26 | 29 | 21,701 | 845 | 22,546 |

| 9 March 2013 State General Election East Metropolitan Region (Legislative Council) First Preference Analysis by Polling Place Report Belmont | | | | | | | | | | | | | | | | | | | | | | | | | | | | | | | | | | | | |
|---|--------------|------------------|--------------------|-------------------|---------------------|-------------------|--------------------------------|------------------|---------------------------|---------------------|---------------------|------------------|--------------------|--------------------|------------------|---------------------|--------------------|-------------------|--------------------------|---------------------|------------------------|----------------|--------------|---------------|------------------|-----------|-----------|-------------------------|-----------|-----------|-----------|-----------|---------------|------------|---------------|-------|
| | | LIB | | | | | | GRN | | | | SFP | | ACP | | FFP | | ALP | | | | | | IND | | IND | | | | | | | | | | |
| | | MORTON, Helen | FARAGHER, Donna | HAYDEN, Alyssa | PREUSS, Caroline | TREASE, Darryl | THORPE- GUDGEON, Jessica | XAMON, Alison | SMITH, Glennice Dianne | BROMFIELD, David | GEORGIU, Michael | COOPER, Grant | RANDALL, Dwight | KINGSTON, David | BARRETT, Paul | CLIFFORD, Nathan | CLOHESY, Alanna | ROWE, Samantha | SANDERSON, Amber Jade | LEADBETTER, Bill | ODRISCOLL, Michelle | SMITH, Andy | TU, Chung | HOYER, Tom | NARDIZZI, Joe | | | Total Valid Votes | Informal | Totals | | | | | | |
| Polling Places | Ticket | Pref | | | | | Ticket | Pref | | | Ticket | Pref | | Ticket | Pref | | Ticket | Pref | | Ticket | Pref | | Ticket | Pref | Ticket | Pref | Ticket | Pref | | | | | | | | |
| Airport City Church | 963 | 32 | 5 | 5 | | 3 | 3 | 155 | 17 | 3 | 3 | 31 | 1 | 58 | 5 | 4 | 27 | 2 | | 1,073 | 15 | 28 | | 1 | 1 | 3 | 4 | 5 | 4 | 1 | 2,453 | 107 | 2,560 | | | |
| Belmont City College | 958 | 26 | 2 | 4 | 2 | | 2 | 157 | 13 | | 3 | 25 | 4 | 32 | 0 | 1 | 18 | 2 | 1 | 882 | 21 | 20 | | 4 | 1 | 4 | 8 | 2 | 5 | 0 | 0 | 2,198 | 106 | 2,304 | | |
| Belmont Park Tennis Club | 393 | 7 | | | 1 | 2 | | 58 | 10 | 1 | 1 | 16 | 0 | 12 | 2 | | 7 | 0 | | 378 | 5 | 5 | | | | 1 | 1 | 5 | 1 | 0 | 1 | 909 | 18 | 927 | | |
| Belmont Primary School | 809 | 11 | | 3 | 1 | 3 | 3 | 86 | 10 | 2 | 1 | 8 | 2 | 15 | 3 | | 4 | 1 | | 421 | 6 | 5 | | 3 | | 6 | 0 | 1 | 1 | 3 | 0 | 1,409 | 33 | 1,442 | | |
| Carlisle Primary School | 800 | 31 | 3 | 4 | | 3 | 2 | 108 | 15 | 2 | 2 | 21 | 5 | 28 | 7 | 2 | 11 | 2 | 2 | 564 | 14 | 11 | | 3 | 2 | 4 | 1 | 1 | 1 | 2 | 2 | 1 | 1,654 | 76 | 1,730 | |
| Kewdale Primary School | 642 | 15 | 1 | 3 | 2 | | 1 | 96 | 9 | 4 | 3 | 10 | 1 | 14 | 1 | | 11 | 2 | | 645 | 7 | 13 | | 2 | 1 | 4 | 0 | 2 | 1 | 1 | 2 | 1,498 | 48 | 1,546 | | |
| Perth Domestic Airport - Qantas Terminal (T4) | 15 | 0 | | | | | | 2 | 0 | | | 1 | 0 | 2 | 0 | 1 | 0 | 0 | | 17 | 0 | | | | | 0 | 0 | 0 | 0 | 0 | 0 | 0 | 38 | 0 | 38 | |
| Perth Domestic Airport - Multi-user Terminal (T3) | 6 | 0 | | | | | | 0 | 0 | | | 0 | 0 | 0 | 0 | | 0 | 0 | | 4 | 1 | | | | | 0 | 0 | 0 | 0 | 0 | 0 | 0 | 11 | 0 | 11 | |
| Perth Airport International Terminal (T1) | 11 | 0 | | | | | | 2 | 0 | | | 0 | 0 | 1 | 0 | | 7 | 0 | | 1 | 0 | 1 | | | | 0 | 0 | 0 | 0 | 0 | 0 | 23 | 1 | 24 | | |
| Redcliffe Primary School | 667 | 19 | 2 | | | 1 | 4 | 78 | 9 | 2 | 2 | 16 | 2 | 19 | 2 | | 15 | 1 | | 550 | 18 | 9 | | 1 | | 2 | 5 | 3 | 2 | 1 | 2 | 0 | 1,435 | 41 | 1,476 | |
| St Augustine's School | 504 | 17 | 1 | 1 | 1 | 3 | 3 | 90 | 7 | 1 | 3 | 11 | 0 | 11 | 2 | | 7 | 0 | | 291 | 6 | 6 | | | | 6 | 1 | 4 | 0 | 1 | 2 | 981 | 24 | 1,005 | | |
| Tranby Primary School | 721 | 11 | | 2 | 2 | | 5 | 108 | 12 | 2 | 1 | 8 | 0 | 12 | 4 | 1 | 12 | 2 | | 542 | 9 | 7 | | | | 2 | 6 | 2 | 3 | 2 | 1 | 1,480 | 44 | 1,524 | | |
| Total Ordinary | 6,489 | 169 | 14 | 22 | 9 | 15 | 23 | 940 | 102 | 17 | 19 | 147 | 15 | 204 | 26 | 9 | 119 | 12 | 4 | 5,368 | 102 | 105 | 4 | 13 | 9 | 20 | 41 | 15 | 27 | 9 | 10 | 8 | 14,089 | 498 | 14,587 | |
| Absent Votes | 1,021 | 42 | 2 | 4 | 4 | 10 | 8 | 225 | 23 | 2 | 8 | 43 | 3 | 52 | 5 | 1 | 29 | 2 | 1 | 702 | 28 | 13 | | 3 | 9 | 9 | 3 | 1 | 9 | 1 | 5 | 1 | 2,271 | 85 | 2,356 | |
| Early Votes (by Post) | 739 | 25 | 0 | 1 | 0 | 4 | 4 | 56 | 8 | 5 | 2 | 18 | 2 | 27 | 2 | 1 | 15 | 1 | 3 | 666 | 10 | 14 | | 1 | 1 | 4 | 6 | 2 | 4 | 2 | 2 | 0 | 1,626 | 24 | 1,650 | |
| Early Votes (In Person) | 521 | 17 | 3 | 2 | 2 | 2 | 4 | 92 | 8 | 0 | 4 | 21 | 4 | 13 | 2 | 2 | 12 | 0 | 0 | 343 | 6 | 6 | | 1 | 0 | 2 | 2 | 5 | 4 | 6 | 2 | 1 | 1 | 1,088 | 35 | 1,123 |
| Provisional Votes | 5 | 0 | 0 | 0 | 0 | 0 | 0 | 2 | 0 | 0 | 0 | 0 | 0 | 0 | 0 | 0 | 0 | 0 | 0 | 7 | 0 | 0 | | 0 | 0 | 0 | 0 | 0 | 0 | 0 | 0 | 0 | 14 | 2 | 16 | |
| Special Institutions, Hospitals & Remotes | 9 | 0 | 0 | 0 | 0 | 0 | 0 | 2 | 0 | 0 | 0 | 0 | 0 | 1 | 0 | 0 | 0 | 0 | 0 | 17 | 0 | 0 | | 0 | 0 | 0 | 0 | 0 | 0 | 0 | 0 | 0 | 29 | 0 | 29 | |
| Subtotal | 2,295 | 84 | 5 | 7 | 6 | 16 | 16 | 377 | 39 | 7 | 14 | 82 | 9 | 93 | 9 | 4 | 56 | 3 | 4 | 1,735 | 44 | 33 | 5 | 1 | 12 | 15 | 14 | 7 | 19 | 5 | 8 | 2 | 5,028 | 146 | 5,174 | |
| TOTAL | 8,784 | 253 | 19 | 29 | 15 | 31 | 39 | 1,317 | 141 | 24 | 33 | 229 | 24 | 297 | 35 | 13 | 175 | 15 | 8 | 7,103 | 146 | 138 | 9 | 14 | 21 | 35 | 55 | 22 | 46 | 14 | 18 | 10 | 19,117 | 644 | 19,761 | |

| 9 March 2013 State General Election East Metropolitan Region (Legislative Council) First Preference Analysis by Polling Place Report Darling Range | | | | | | | | | | | | | | | | | | | | | | | | | | | | | | | | | | | | | |
|---|--|------------------|--------------------|-------------------|---------------------|-------------------|--------------------------------|------------------|---------------------------|---------------------|----------------------|------------------|--------------------|--------------------|------------------|---------------------|--------------------|-------------------|--------------------------|---------------------|------------------------|----------------|--------------|---------------|------------------|-----------|-----------|-----------|-----------|-------------------------|------------|-----------|-----------|-----------|---------------|------------|---------------|
| | | LIB | | | | | | GRN | | | | SFP | | ACP | | FFP | | ALP | | | | | | IND | | IND | | | | | | | | | | | |
| | | MORTON, Helen | FARAGHER, Donna | HAYDEN, Alyssa | PREUSS, Caroline | TREASE, Darryl | THORPE- GUDGEON, Jessica | XAMON, Alison | SMITH, Glennice Dianne | BROMFIELD, David | GEORGIOU, Michael | COOPER, Grant | RANDALL, Dwight | KINGSTON, David | BARRETT, Paul | CLIFFORD, Nathan | CLOHESY, Alanna | ROWE, Samantha | SANDERSON, Amber Jade | LEADBETTER, Bill | ODRISCOLL, Michelle | SMITH, Andy | TU, Chung | HOYER, Tom | NARDIZZI, Joe | | | | | | | | | | | | |
| | | Ticket | Pref | | | | | Ticket | Pref | | | Ticket | Pref | | | Ticket | Pref | | | Ticket | Pref | | | Ticket | Pref | Ticket | Pref | Ticket | Pref | Total Valid Votes | Informal | Totals | | | | | |
| Polling Places | | | | | | | | | | | | | | | | | | | | | | | | | | | | | | | | | | | | | |
| Armada Primary School | | 428 | 8 | 2 | 2 | 1 | 3 | 1 | 60 | 9 | 2 | 2 | 9 | 2 | 49 | 1 | 4 | 0 | 194 | 8 | 1 | 2 | 2 | 3 | 1 | 2 | 0 | 798 | 23 | 821 | | | | | | | |
| Bedforddale District Hall | | 362 | 8 | 1 | 1 | 1 | 2 | 1 | 42 | 6 | 1 | 14 | 2 | 57 | 3 | 2 | 1 | 166 | 5 | 1 | 1 | 1 | 1 | 0 | 0 | 0 | 1 | 679 | 12 | 691 | | | | | | | |
| Byford Primary School | | 989 | 33 | 2 | 2 | 2 | 2 | 108 | 7 | 1 | 48 | 3 | 2 | 117 | 4 | 16 | 1 | 534 | 5 | 2 | 2 | 1 | 3 | 5 | 2 | 16 | 5 | 0 | 1 | 1,911 | 61 | 1,972 | | | | | |
| Carey Baptist College | | 793 | 15 | 1 | 3 | 2 | 2 | 51 | 5 | 2 | 1 | 4 | 0 | 47 | 5 | 1 | 20 | 2 | 295 | 5 | 3 | 2 | 1 | 1 | 0 | 4 | 1 | 0 | 1 | 1,270 | 34 | 1,304 | | | | | |
| Clifton Hills Primary School | | 531 | 14 | 1 | 1 | 1 | | 93 | 15 | 1 | 1 | 16 | 3 | 33 | 2 | 9 | 0 | 420 | 10 | 3 | 1 | 3 | 1 | 2 | 3 | 0 | 1 | 1 | 3 | 0 | 1,169 | 45 | 1,214 | | | | |
| Forrestdale Primary School | | 289 | 5 | 1 | 1 | | | 37 | 1 | 1 | 10 | 1 | 19 | 2 | 4 | 0 | 153 | 7 | 2 | | | 2 | 0 | 0 | 2 | 1 | 1 | 1 | 1 | 539 | 23 | 562 | | | | | |
| Jarrahdale Primary School | | 223 | 7 | | 1 | | | 57 | 0 | | 11 | 0 | 9 | 0 | 3 | 1 | 158 | 3 | 1 | | | 2 | 1 | 2 | 0 | 14 | 5 | 0 | 0 | 498 | 16 | 514 | | | | | |
| Karragullen District Hall | | 208 | 9 | 1 | | | 1 | 20 | 2 | | 6 | 1 | 13 | 1 | 3 | 0 | 56 | 0 | | | | 1 | 0 | 2 | 1 | 1 | 0 | 0 | 0 | 327 | 6 | 333 | | | | | |
| Kelmscott Primary School | | 543 | 10 | 1 | 1 | 1 | 2 | 90 | 6 | 1 | 1 | 13 | 0 | 49 | 5 | 9 | 1 | 347 | 8 | 2 | 3 | 2 | 2 | 3 | 8 | 0 | 2 | 2 | 1,114 | 35 | 1,149 | | | | | | |
| Marri Grove Primary School | | 1,211 | 27 | 1 | 1 | 1 | 4 | 133 | 12 | 1 | 1 | 51 | 3 | 115 | 3 | 1 | 27 | 1 | 709 | 8 | 3 | 2 | 1 | 7 | 6 | 0 | 14 | 7 | 0 | 1 | 2,355 | 102 | 2,457 | | | | |
| Mundijong Primary School | | 529 | 13 | 2 | 1 | 1 | 2 | 60 | 9 | 2 | 1 | 23 | 3 | 81 | 1 | 15 | 1 | 362 | 7 | 2 | 2 | 1 | 1 | 4 | 0 | 25 | 7 | 0 | 1 | 1,154 | 25 | 1,179 | | | | | |
| Oakford Community Hall | | 572 | 11 | 1 | 1 | 1 | 2 | 59 | 6 | 2 | 1 | 17 | 0 | 31 | 3 | 1 | 1 | 268 | 7 | 2 | | | 1 | 3 | 2 | 4 | 1 | 1 | 0 | 997 | 32 | 1,029 | | | | | |
| Piara Waters Primary School | | 823 | 18 | 3 | 2 | 2 | | 87 | 8 | 3 | 16 | 1 | 53 | 6 | 2 | 12 | 1 | 421 | 7 | 2 | 2 | 1 | 2 | 2 | 1 | 3 | 0 | 3 | 0 | 1,479 | 37 | 1,516 | | | | | |
| Pickering Brook Primary School | | 308 | 4 | 2 | | 1 | 1 | 32 | 2 | 1 | 6 | 1 | 9 | 0 | 4 | 0 | 95 | 4 | 1 | 1 | 1 | 1 | 2 | 0 | 0 | 0 | 1 | 1 | 477 | 6 | 483 | | | | | | |
| Roleystone Hall | | 1,589 | 44 | 5 | | 1 | 3 | 349 | 42 | 8 | 5 | 47 | 5 | 89 | 7 | 22 | 2 | 782 | 23 | 5 | 1 | 2 | 3 | 1 | 8 | 1 | 11 | 5 | 4 | 1 | 3,067 | 73 | 3,140 | | | | |
| Serpentine Primary School | | 704 | 14 | | 1 | | 1 | 79 | 6 | 1 | 28 | 2 | 43 | 1 | 6 | 0 | 348 | 11 | | | 3 | 2 | 2 | 0 | 10 | 7 | 0 | 1 | 1,272 | 49 | 1,321 | | | | | | |
| Total Ordinary | | 10,102 | 240 | 13 | 22 | 13 | 21 | 16 | 1,357 | 136 | 24 | 12 | 319 | 27 | 4 | 814 | 44 | 6 | 157 | 11 | 4 | 5,308 | 118 | 18 | 18 | 21 | 11 | 27 | 44 | 12 | 116 | 42 | 19 | 10 | 19,106 | 579 | 19,685 |
| Absent Votes | | 1,053 | 39 | 2 | 3 | 0 | 6 | 4 | 201 | 20 | 3 | 3 | 70 | 5 | 1 | 67 | 4 | 2 | 589 | 22 | 3 | 2 | 0 | 3 | 6 | 12 | 0 | 12 | 6 | 4 | 5 | 2,175 | 89 | 2,264 | | | |
| Early Votes (by Post) | | 895 | 20 | 3 | 1 | 0 | 3 | 4 | 92 | 5 | 1 | 1 | 43 | 3 | 0 | 34 | 3 | 0 | 424 | 13 | 2 | 2 | 2 | 2 | 3 | 4 | 1 | 17 | 2 | 1 | 3 | 1,608 | 20 | 1,628 | | | |
| Early Votes (In Person) | | 587 | 11 | 3 | 0 | 1 | 3 | 2 | 79 | 7 | 0 | 1 | 39 | 2 | 2 | 22 | 5 | 1 | 307 | 7 | 4 | 2 | 1 | 1 | 2 | 2 | 0 | 8 | 3 | 1 | 1 | 1,116 | 28 | 1,144 | | | |
| Provisional Votes | | 12 | 0 | 0 | 0 | 0 | 0 | 2 | 0 | 0 | 0 | 0 | 0 | 0 | 0 | 0 | 6 | 0 | 0 | 0 | 0 | 0 | 0 | 0 | 0 | 0 | 0 | 0 | 0 | 0 | 21 | 0 | 21 | | | | |
| Special Institutions, Hospitals & Remotes | | 16 | 0 | 0 | 0 | 0 | 0 | 1 | 0 | 0 | 0 | 0 | 0 | 0 | 0 | 1 | 0 | 0 | 15 | 0 | 0 | 0 | 0 | 0 | 0 | 0 | 0 | 0 | 0 | 0 | 33 | 2 | 35 | | | | |
| Subtotal | | 2,563 | 70 | 8 | 4 | 1 | 12 | 10 | 375 | 32 | 4 | 5 | 152 | 10 | 3 | 124 | 12 | 3 | 57 | 6 | 2 | 1,341 | 42 | 9 | 6 | 3 | 6 | 11 | 18 | 1 | 37 | 11 | 6 | 9 | 4,953 | 139 | 5,092 |
| TOTAL | | 12,665 | 310 | 21 | 26 | 14 | 33 | 26 | 1,732 | 168 | 28 | 17 | 471 | 37 | 7 | 938 | 56 | 9 | 214 | 17 | 6 | 6,649 | 160 | 27 | 24 | 24 | 17 | 38 | 62 | 13 | 153 | 53 | 25 | 19 | 24,059 | 718 | 24,777 |

| 9 March 2013 State General Election East Metropolitan Region (Legislative Council) First Preference Analysis by Polling Place Report Forrestfield | | | | | | | | | | | | | | | | | | | | | | | | | | | | | | | | | | | |
|--|---------------|-----------------|----------------|------------------|----------------|-------------------------|---------------|-----------------------|------------------|-------------------|---------------|-----------------|-----------------|---------------|------------------|-----------------|----------------|-----------------------|------------------|----------------------|-------------|-----------|------------|---------------|-----------|-----------|-----------|----------|-------------------|-----------|-----------|-----------|---------------|------------|---------------|
| Polling Places | LIB | | | | | | GRN | | | | SFP | | ACP | | FFP | | ALP | | | | | | IND | | IND | | | | Total Valid Votes | Informal | Totals | | | | |
| | MORTON, Helen | FARAGHER, Donna | HAYDEN, Alyssa | PREUSS, Caroline | TREASE, Darryl | THORPE-GUDGEON, Jessica | XAMON, Alison | SMITH, Glenice Dianne | BROMFIELD, David | GEORGIOU, Michael | COOPER, Grant | RANDALL, Dwight | KINGSTON, David | BARRETT, Paul | CLIFFORD, Nathan | CLOHESY, Alanna | ROWE, Samantha | SANDERSON, Amber Jade | LEADBETTER, Bill | O'DRISCOLL, Michelle | SMITH, Andy | TU, Chung | HOYER, Tom | NARDIZZI, Joe | | | | | | | | | | | |
| | Ticket | Pref | | | | | Ticket | Pref | | | Ticket | Pref | | Ticket | Pref | | Ticket | Pref | | Ticket | Pref | | Ticket | Pref | Ticket | Pref | Ticket | Pref | | | | | | | |
| Cyril Road Hall | 1,202 | 26 | | 1 | | 2 | 133 | 12 | 2 | 1 | 40 | 2 | | 60 | 6 | | 33 | 5 | 1 | 1,024 | 10 | 1 | 5 | 6 | 4 | 4 | 5 | 2 | 9 | 3 | 3 | 3 | 2,605 | 105 | 2,710 |
| Darling Range Sports College | 1,061 | 36 | 3 | 3 | 1 | 3 | 121 | 8 | 1 | 2 | 33 | 4 | 1 | 77 | 6 | 1 | 26 | 1 | | 842 | 13 | 3 | 3 | 2 | 2 | 4 | 12 | 0 | 10 | 2 | 3 | 4 | 2,289 | 92 | 2,381 |
| Dawson Park Primary School | 334 | 18 | | 1 | | 1 | 47 | 8 | 1 | 2 | 10 | 1 | | 30 | 0 | | 8 | 0 | 1 | 368 | 6 | 2 | | | 1 | 1 | 1 | 1 | 1 | 3 | 853 | 47 | 900 | | |
| East Kenwick Primary School | 805 | 39 | 3 | 5 | | 2 | 112 | 5 | 3 | 5 | 41 | 4 | 1 | 49 | 2 | | 50 | 2 | | 936 | 24 | 4 | 4 | 3 | 3 | 10 | 8 | 1 | 9 | 4 | 2 | 4 | 2,141 | 83 | 2,224 |
| Forrestfield Primary School | 930 | 22 | | 2 | 2 | 1 | 111 | 11 | 4 | 2 | 36 | 3 | 2 | 57 | 8 | | 24 | 4 | 1 | 901 | 15 | 3 | 2 | | 5 | 8 | 7 | 1 | 8 | 2 | 5 | 1 | 2,180 | 78 | 2,258 |
| High Wycombe Sport & Recreation Centre | 1,216 | 28 | 2 | 1 | 2 | 4 | 141 | 4 | 4 | 5 | 50 | 4 | 2 | 60 | 8 | 1 | 26 | 5 | 2 | 1,003 | 16 | 5 | 6 | 1 | 3 | 7 | 8 | 0 | 5 | 2 | 4 | 1 | 2,628 | 98 | 2,726 |
| Maddington Primary School | 290 | 10 | 1 | | | | 27 | 2 | 1 | 1 | 8 | 0 | | 17 | 1 | 1 | 4 | 1 | | 256 | 4 | 2 | 1 | | | 0 | 0 | 0 | 0 | 0 | 0 | 627 | 22 | 649 | |
| Maida Vale Primary School | 935 | 30 | | | | 3 | 106 | 15 | 3 | 1 | 23 | 2 | | 35 | 7 | | 14 | 2 | 2 | 559 | 12 | 3 | 2 | 1 | 3 | 7 | 4 | 0 | 9 | 1 | 6 | 1 | 1,787 | 109 | 1,896 |
| Wattle Grove Primary School | 794 | 35 | 2 | | 1 | 1 | 84 | 9 | 1 | | 21 | 4 | | 47 | 5 | 1 | 20 | 3 | 1 | 516 | 14 | 1 | 4 | 4 | | 10 | 0 | 6 | 1 | 0 | 1 | 1,592 | 33 | 1,625 | |
| Woodlupine Primary School | 295 | 7 | 1 | | 1 | | 43 | 4 | 1 | | 7 | 0 | | 7 | 0 | | 11 | 1 | | 259 | 6 | 3 | | 3 | | 3 | 5 | 0 | 2 | 0 | 0 | 1 | 661 | 20 | 681 |
| Total Ordinary | 7,862 | 251 | 12 | 13 | 7 | 16 | 925 | 78 | 21 | 19 | 269 | 24 | 6 | 439 | 43 | 4 | 216 | 24 | 8 | 6,664 | 120 | 25 | 28 | 18 | 24 | 48 | 60 | 5 | 64 | 16 | 24 | 19 | 17,363 | 687 | 18,050 |
| Absent Votes | 947 | 50 | 1 | 6 | 3 | 5 | 163 | 13 | 3 | 8 | 46 | 6 | 2 | 35 | 2 | 4 | 26 | 1 | 1 | 607 | 14 | 5 | 4 | 3 | 2 | 5 | 7 | 1 | 8 | 2 | 10 | 1 | 1,993 | 100 | 2,093 |
| Early Votes (by Post) | 693 | 23 | 1 | 0 | 1 | 5 | 62 | 5 | 1 | 1 | 24 | 2 | 1 | 24 | 9 | 0 | 32 | 3 | 0 | 502 | 13 | 1 | 2 | 1 | 1 | 6 | 6 | 1 | 10 | 0 | 0 | 3 | 1,434 | 17 | 1,451 |
| Early Votes (In Person) | 614 | 16 | 4 | 4 | 0 | 2 | 52 | 4 | 0 | 1 | 28 | 1 | 0 | 18 | 0 | 0 | 22 | 2 | 0 | 435 | 13 | 3 | 1 | 2 | 2 | 3 | 4 | 0 | 2 | 1 | 1 | 2 | 1,240 | 28 | 1,268 |
| Provisional Votes | 14 | 0 | 0 | 0 | 0 | 0 | 0 | 0 | 0 | 0 | 0 | 0 | 0 | 1 | 0 | 0 | 1 | 0 | 0 | 3 | 0 | 0 | 0 | 0 | 0 | 0 | 0 | 1 | 0 | 1 | 0 | 21 | 2 | 23 | |
| Special Institutions, Hospitals & Remotes | 0 | 0 | 0 | 0 | 0 | 0 | 0 | 0 | 0 | 0 | 0 | 0 | 0 | 0 | 0 | 0 | 0 | 0 | 0 | 0 | 0 | 0 | 0 | 0 | 0 | 0 | 0 | 0 | 0 | 0 | 0 | 0 | 0 | 0 | 0 |
| Subtotal | 2,268 | 89 | 6 | 10 | 4 | 12 | 6 | 277 | 22 | 4 | 10 | 98 | 9 | 3 | 78 | 11 | 4 | 81 | 6 | 1,547 | 40 | 9 | 7 | 6 | 5 | 14 | 17 | 2 | 21 | 3 | 12 | 6 | 4,688 | 147 | 4,835 |
| TOTAL | 10,130 | 340 | 18 | 23 | 11 | 28 | 1,202 | 100 | 25 | 29 | 367 | 33 | 9 | 517 | 54 | 8 | 297 | 30 | 9 | 8,211 | 160 | 34 | 35 | 24 | 29 | 62 | 77 | 7 | 85 | 19 | 36 | 25 | 22,051 | 834 | 22,885 |

| 9 March 2013 State General Election East Metropolitan Region (Legislative Council) First Preference Analysis by Polling Place Report Gosnells | | | | | | | | | | | | | | | | | | | | | | | | | | | | | | | | | | | | | |
|--|--|------------------|--------------------|-------------------|---------------------|-------------------|--------------------------------|-------------------|--------------------------|---------------------|---------------------|------------------|--------------------|--------------------|------------------|---------------------|--------------------|-------------------|---------------------------|---------------------|------------------------|----------------|--------------|---------------|------------------|-----------|-----------|-------------------------|------------|-----------|-----------|-----------|-----------|-----------|---------------|------------|---------------|
| | | LIB | | | | | GRN | | | | | SFP | | | ACP | | FFP | | ALP | | | | | | IND | | IND | | | | | | | | | | |
| | | MORTON, Helen | FARAGHER, Donna | HAYDEN, Alyssa | PREUSS, Caroline | TREASE, Darryl | THORPE- GUDGEON, Jessica | XAMON, Allison | SMITH, Glenice Dianne | BROMFIELD, David | GEORGIU, Michael | COOPER, Grant | RANDALL, Dwight | KINGSTON, David | BARRETT, Paul | CLIFFORD, Nathan | CLOHESY, Alanna | ROWE, Samantha | SANDERSON, Armbur Jade | LEADBETTER, Bill | ODRISCOLL, Michelle | SMITH, Andy | TU, Chung | HOYER, Tom | NARDIZZI, Joe | | | Total Valid Votes | Informal | Totals | | | | | | | |
| Polling Places | | Ticket | Pref | | | | Ticket | Pref | | | Ticket | Pref | | Ticket | Pref | | Ticket | Pref | | | | Ticket | Pref | Ticket | Pref | Ticket | Pref | | | | | | | | | | |
| Addie Mills Centre | | 330 | 2 | 4 | 1 | 2 | 1 | 39 | 3 | 3 | | 5 | 2 | | 38 | 5 | | 11 | 0 | | 365 | 9 | 1 | 2 | 4 | 1 | 1 | 4 | 0 | 2 | 1 | 839 | 36 | 875 | | | |
| Addie Mills Centre (Drive In) | | 115 | 2 | | | | | 4 | 0 | | | 1 | 0 | | 8 | 1 | 1 | 4 | 0 | 1 | 127 | 1 | 1 | | | | 0 | 1 | 1 | 0 | 0 | 268 | 8 | 276 | | | |
| Forest Crescent Primary School | | 1,109 | 21 | 3 | 3 | 2 | 4 | 7 | 142 | 8 | 1 | 2 | 32 | 5 | 78 | 7 | 1 | 17 | 2 | 1 | 1,021 | 16 | 3 | 1 | 3 | 1 | 4 | 14 | 1 | 5 | 1 | 0 | 3 | 2,517 | 74 | 2,591 | |
| Gosnells Primary School | | 651 | 9 | 1 | | 2 | | 1 | 105 | 6 | | 3 | 45 | 3 | 86 | 4 | | 22 | 2 | | 874 | 6 | 3 | 3 | 6 | 2 | 3 | 10 | 1 | 8 | 0 | 2 | 0 | 1,859 | 88 | 1,947 | |
| Southern River College | | 732 | 17 | 3 | 3 | 2 | | 111 | 11 | 3 | 1 | 40 | 1 | 48 | 3 | 3 | 41 | 2 | | 939 | 10 | 2 | 5 | 4 | 3 | 6 | 16 | 0 | 10 | 1 | 2 | 3 | 2,022 | 90 | 2,112 | | |
| Thornlie Community Centre | | 444 | 11 | | | 2 | 1 | 67 | 6 | 2 | 2 | 14 | 2 | 42 | 7 | | 12 | 2 | 1 | 500 | 6 | 3 | 2 | 2 | 4 | 2 | 14 | 1 | 10 | 4 | 0 | 0 | 1,157 | 25 | 1,182 | | |
| Thornlie Senior High School | | 1,459 | 39 | 6 | 2 | 1 | 4 | 176 | 14 | 4 | 3 | 39 | 5 | 135 | 8 | 1 | 29 | 4 | 1 | 1,421 | 14 | 2 | 1 | 5 | 4 | 7 | 18 | 1 | 13 | 5 | 3 | 0 | 3,426 | 127 | 3,553 | | |
| Wirrabirra Primary School | | 834 | 19 | 2 | 3 | 3 | 4 | 174 | 6 | 2 | 5 | 42 | 4 | 75 | 4 | 3 | 28 | 1 | 1 | 978 | 18 | 4 | 4 | 1 | 3 | 12 | 12 | 1 | 11 | 4 | 2 | 1 | 2,266 | 100 | 2,366 | | |
| Yale Primary School | | 752 | 25 | 2 | 4 | 1 | | 105 | 10 | 2 | | 29 | 3 | 54 | 2 | | 19 | 8 | | 825 | 19 | 3 | 4 | 4 | 6 | 4 | 20 | 2 | 7 | 1 | 0 | 3 | 1,918 | 75 | 1,993 | | |
| Total Ordinary | | 6,426 | 145 | 21 | 15 | 8 | 23 | 14 | 923 | 64 | 17 | 16 | 247 | 25 | 5 | 564 | 41 | 8 | 183 | 21 | 5 | 7,050 | 99 | 22 | 20 | 29 | 20 | 39 | 108 | 8 | 67 | 17 | 11 | 11 | 16,272 | 623 | 16,895 |
| Absent Votes | | 762 | 32 | 3 | 6 | 3 | 7 | 163 | 11 | 5 | 2 | 64 | 3 | 46 | 2 | 6 | 36 | 0 | 2 | 592 | 17 | 5 | 0 | 6 | 4 | 4 | 9 | 2 | 13 | 2 | 3 | 2 | 1,814 | 78 | 1,892 | | |
| Early Votes (by Post) | | 704 | 21 | 3 | 2 | 1 | 3 | 45 | 7 | 2 | 1 | 24 | 1 | 56 | 6 | 0 | 24 | 0 | 2 | 644 | 15 | 5 | 3 | 0 | 2 | 6 | 10 | 2 | 11 | 3 | 2 | 1 | 1,609 | 53 | 1,662 | | |
| Early Votes (In Person) | | 715 | 22 | 1 | 4 | 1 | 1 | 78 | 4 | 4 | 1 | 25 | 4 | 36 | 4 | 2 | 22 | 2 | 1 | 587 | 10 | 3 | 5 | 1 | 1 | 4 | 13 | 4 | 5 | 3 | 1 | 0 | 1,567 | 42 | 1,609 | | |
| Provisional Votes | | 15 | 1 | 0 | 0 | 0 | 0 | 3 | 0 | 0 | 0 | 1 | 0 | 2 | 2 | 0 | 1 | 0 | 0 | 21 | 0 | 0 | 0 | 0 | 0 | 1 | 0 | 0 | 0 | 0 | 0 | 0 | 47 | 0 | 47 | | |
| Special Institutions, Hospitals & Remotes | | 70 | 0 | 1 | 0 | 0 | 2 | 0 | 0 | 0 | 0 | 1 | 0 | 3 | 0 | 0 | 1 | 0 | 0 | 100 | 1 | 0 | 0 | 0 | 0 | 0 | 2 | 0 | 0 | 0 | 0 | 0 | 183 | 8 | 191 | | |
| Subtotal | | 2,266 | 76 | 8 | 12 | 5 | 13 | 7 | 291 | 22 | 11 | 4 | 115 | 8 | 1 | 143 | 14 | 8 | 84 | 2 | 5 | 1,944 | 43 | 13 | 8 | 7 | 7 | 14 | 35 | 8 | 29 | 8 | 6 | 3 | 5,220 | 181 | 5,401 |
| TOTAL | | 8,692 | 221 | 29 | 27 | 13 | 36 | 21 | 1,214 | 86 | 28 | 20 | 362 | 33 | 6 | 707 | 55 | 16 | 267 | 23 | 10 | 8,994 | 142 | 35 | 28 | 36 | 27 | 53 | 143 | 16 | 96 | 25 | 17 | 14 | 21,492 | 804 | 22,296 |

| 9 March 2013 State General Election East Metropolitan Region (Legislative Council) First Preference Analysis by Polling Place Report Kalamunda | | | | | | | | | | | | | | | | | | | | | | | | | | | | | | | | | | | | | | | | | | | | | | | | | | | |
|---|---------------|--------------------|-----------|-------------------|-----------|---------------------|-----------|--------------------|------------|--------------------------------|-----------|------------------|-----------|--------------------------|-----------|---------------------|------------|----------------------|----------|------------------|------------|--------------------|-----------|--------------------|-----------|------------------|------------|---------------------|------------|--------------------|------------|-------------------|---------------|--------------------------|---------------|---------------------|--------|-------------------------|--------|----------------|--------|--------------|--------|---------------|-------------------------|------------------|--------|--|--|--|--|
| LIB | | | | | | | GRN | | | | SFP | | ACP | | FFP | | ALP | | | | | IND | | IND | | | | | | | | | | | | | | | | | | | | | | | | | | | |
| MORTON, Helen | | FARAGHER, Donna | | HAYDEN, Alyssa | | PREUSS, Caroline | | TREAISE, Darryl | | THORPE- GUDGEON, Jessica | | XAMON, Alison | | SMITH, Glenice Dianne | | BROMFIELD, David | | GEORGIOU, Michael | | COOPER, Grant | | RANDALL, Dwight | | KINGSTON, David | | BARRETT, Paul | | CLIFFORD, Nathan | | CLOHESY, Alanna | | ROWE, Samantha | | SANDERSON, Amber Jade | | LEADBETTER, Bill | | O'DRISCOLL, Michelle | | SMITH, Andy | | TU, Chung | | HOYER, Tom | | NARDIZZI, Joe | | | | | |
| Ticket | Pref | | | | | | | | | | | Ticket | Pref | | | | | Ticket | Pref | | | Ticket | Pref | | | Ticket | Pref | | | | | | | | | | Ticket | Pref | Ticket | Pref | Ticket | Pref | Ticket | Pref | Total Valid Votes | Informal | Totals | | | | |
| Polling Places | | | | | | | | | | | | | | | | | | | | | | | | | | | | | | | | | | | | | | | | | | | | | | | | | | | |
| Bramfield Park Primary School | 250 | 7 | 1 | 1 | | | | 35 | 2 | 1 | 1 | 4 | 0 | 17 | 1 | 1 | | 7 | 1 | 1 | | 240 | 4 | 1 | 3 | 2 | | | | | | | | | | 5 | 1 | 3 | 0 | 6 | 1 | 596 | 28 | 624 | | | | | | | |
| Carmel Hall | 205 | 2 | | | | | | 33 | 0 | | | 3 | 0 | 4 | 1 | | | 2 | 0 | | | 68 | 0 | | | | | | | | | | | | 3 | 1 | 6 | 0 | 334 | 13 | 347 | | | | | | | | | | |
| Darlington Primary School | 856 | 20 | 2 | 7 | | | 3 | 289 | 31 | 2 | 9 | 17 | 3 | 48 | 6 | 1 | | 13 | 1 | | | 410 | 10 | 1 | 3 | | | | | | | | | 20 | 3 | 11 | 2 | 20 | 0 | 1,791 | 40 | 1,831 | | | | | | | | | |
| East Maddington Primary School | 709 | 20 | | 2 | 2 | 3 | 3 | 159 | 6 | 3 | 1 | 40 | 6 | 66 | 3 | 2 | | 35 | 5 | 1 | | 818 | 9 | 2 | 4 | 4 | 5 | 7 | 28 | 3 | 15 | 1 | 12 | 3 | 1,980 | 111 | 2,091 | | | | | | | | | | | | | | |
| Falls Road Primary School | 673 | 13 | 1 | 1 | 1 | 2 | 3 | 129 | 16 | 3 | 3 | 15 | 1 | 18 | 3 | 1 | | 7 | 0 | | | 276 | 2 | | | | | 11 | 0 | 15 | 2 | 27 | 5 | 1,223 | 20 | 1,243 | | | | | | | | | | | | | | | |
| Gooseberry Hill Hall | 870 | 17 | 4 | 2 | 2 | 2 | 1 | 130 | 20 | | 1 | 8 | 1 | 35 | 4 | 2 | | 9 | 0 | | | 317 | 8 | | 2 | 2 | | | | | | 21 | 2 | 8 | 4 | 27 | 0 | 1,502 | 28 | 1,530 | | | | | | | | | | | |
| Kalamunda Primary School | 844 | 15 | 1 | 1 | | | 3 | 146 | 15 | 3 | 3 | 15 | 2 | 48 | 10 | 2 | | 12 | 4 | | | 377 | 7 | 1 | 1 | 1 | 3 | 1 | 18 | 2 | 15 | 1 | 27 | 1 | 1,582 | 36 | 1,618 | | | | | | | | | | | | | | |
| Kalamunda Senior High School | 1,168 | 25 | 2 | 2 | | 6 | 1 | 203 | 11 | | 4 | 20 | 2 | 51 | 3 | 2 | | 19 | 2 | 1 | | 556 | 16 | 2 | 1 | 6 | 3 | 6 | 30 | 5 | 16 | 4 | 53 | 2 | 2,222 | 60 | 2,282 | | | | | | | | | | | | | | |
| Lesmurdie Primary School | 1,045 | 23 | 2 | 4 | 1 | 5 | 1 | 107 | 12 | 1 | 3 | 17 | 2 | 45 | 7 | 3 | | 12 | 0 | 1 | | 380 | 11 | 3 | | 2 | 2 | 35 | 2 | 14 | 4 | 67 | 4 | 1,815 | 54 | 1,869 | | | | | | | | | | | | | | | |
| Maida Vale Primary School | 188 | 6 | 1 | | | | | 29 | 6 | 1 | | 3 | 1 | 6 | 0 | | | 1 | 0 | | | 99 | 2 | | 2 | | | | | | | 2 | 0 | 1 | 0 | 4 | 0 | 353 | 1 | 354 | | | | | | | | | | | |
| Walliston Primary School | 962 | 21 | | 3 | 3 | 2 | 3 | 139 | 10 | 1 | 3 | 26 | 4 | 64 | 3 | | | 13 | 1 | | | 412 | 7 | 1 | 2 | 1 | 2 | 34 | 6 | 18 | 4 | 74 | 9 | 1,829 | 66 | 1,895 | | | | | | | | | | | | | | | |
| Yule Brook College | 384 | 13 | 2 | | | 2 | 3 | 58 | 3 | 1 | 1 | 19 | 2 | 24 | 2 | 1 | | 13 | 0 | | | 414 | 8 | | | | | 20 | 1 | 8 | 0 | 3 | 4 | 20 | 1 | 998 | 55 | 1,053 | | | | | | | | | | | | | |
| Total Ordinary | 8,154 | 182 | 16 | 23 | 9 | 24 | 18 | 1,457 | 132 | 13 | 29 | 187 | 24 | 426 | 43 | 12 | 143 | 14 | 4 | 4,367 | 84 | 11 | 19 | 20 | 15 | 27 | 227 | 26 | 127 | 23 | 326 | 29 | 16,225 | 512 | 16,737 | | | | | | | | | | | | | | | | |
| Absent Votes | 1,006 | 45 | 2 | 10 | 1 | 7 | 7 | 205 | 24 | 3 | 6 | 38 | 1 | 57 | 5 | 1 | | 30 | 1 | 0 | | 483 | 21 | 2 | 3 | 3 | 1 | 3 | 30 | 2 | 10 | 6 | 17 | 3 | 2,034 | 77 | 2,111 | | | | | | | | | | | | | | |
| Early Votes (by Post) | 950 | 15 | 1 | 1 | 2 | 2 | 0 | 88 | 10 | 1 | 2 | 21 | 5 | 34 | 9 | 1 | | 16 | 1 | 0 | | 387 | 10 | 0 | 2 | 3 | 8 | 9 | 3 | 27 | 4 | 12 | 1 | 1,626 | 26 | 1,652 | | | | | | | | | | | | | | | |
| Early Votes (In Person) | 454 | 9 | 2 | 3 | 0 | 3 | 0 | 73 | 3 | 1 | 1 | 19 | 2 | 14 | 0 | 0 | | 14 | 1 | 1 | | 208 | 5 | 2 | 0 | 0 | 1 | 6 | 0 | 13 | 3 | 3 | 0 | 844 | 32 | 876 | | | | | | | | | | | | | | | |
| Provisional Votes | 4 | 0 | 0 | 0 | 0 | 0 | 0 | 3 | 0 | 0 | 0 | 0 | 0 | 0 | 0 | 0 | | 0 | 1 | 0 | | 3 | 0 | 0 | 0 | 0 | 0 | 0 | 0 | 2 | 0 | 0 | 0 | 0 | 0 | 13 | 0 | 13 | | | | | | | | | | | | | |
| Special Institutions, Hospitals & Remotes | 55 | 0 | 0 | 0 | 0 | 0 | 0 | 3 | 0 | 0 | 0 | 0 | 0 | 0 | 0 | 0 | | 1 | 0 | 0 | | 38 | 0 | 0 | 0 | 0 | 0 | 4 | 0 | 3 | 0 | 1 | 2 | 107 | 0 | 107 | | | | | | | | | | | | | | | |
| Subtotal | 2,469 | 69 | 5 | 14 | 3 | 12 | 7 | 372 | 37 | 5 | 9 | 78 | 8 | 105 | 14 | 2 | 61 | 4 | 1 | 1,119 | 36 | 4 | 3 | 5 | 5 | 12 | 49 | 5 | 55 | 13 | 33 | 6 | 4,624 | 135 | 4,759 | | | | | | | | | | | | | | | | |
| TOTAL | 10,623 | 251 | 21 | 37 | 12 | 36 | 25 | 1,829 | 169 | 18 | 38 | 265 | 32 | 531 | 57 | 14 | 204 | 18 | 5 | 5,486 | 120 | 15 | 22 | 25 | 20 | 39 | 276 | 31 | 182 | 36 | 359 | 35 | 20,849 | 647 | 21,496 | | | | | | | | | | | | | | | | |

| 9 March 2013 State General Election East Metropolitan Region (Legislative Council) First Preference Analysis by Polling Place Report Maylands | | | | | | | | | | | | | | | | | | | | | | | | | | | | | | | | | | | | |
|--|---------------|-----------------|----------------|------------------|----------------|-------------------------|---------------|-----------------------|------------------|------------------|---------------|-----------------|-----------------|---------------|------------------|-----------------|----------------|-----------------------|------------------|---------------------|--------------|------------|------------|---------------|-----------|-----------|-------------------|-----------|-----------|-----------|-----------|-----------|-----------|---------------|------------|---------------|
| Polling Places | LIB | | | | | | GRN | | | | SFP | | ACP | | FFP | | | ALP | | | | | IND | | IND | | Total Valid Votes | Informal | Totals | | | | | | | |
| | MORTON, Helen | FARAGHER, Donna | HAYDEN, Alyssa | PREUSS, Caroline | TREASE, Darryl | THORPE-GUDGEON, Jessica | XAMON, Alison | SMITH, Glenice Dianne | BROMFIELD, David | GEORGIU, Michael | COOPER, Grant | RANDALL, Dwight | KINGSTON, David | BARRETT, Paul | CLIFFORD, Nathan | CLOHESY, Alanna | ROWE, Samantha | SANDERSON, Amber Jade | LEADBETTER, Bill | ODRISCOLL, Michelle | SMITH, Andy | TU, Chung | HOYER, Tom | NARDIZZI, Joe | | | | | | | | | | | | |
| | Ticket | Pref | | | | | Ticket | Pref | | | Ticket | Pref | | Ticket | Pref | | Ticket | Pref | | Ticket | Pref | | | | Ticket | Pref | | | | Ticket | Pref | Ticket | Pref | | | |
| Bayswater Senior Citizens Centre | 1,165 | 29 | 3 | 4 | | 3 | 7 | 322 | 67 | 4 | 7 | 26 | 1 | 59 | 13 | 2 | 12 | 0 | 1,100 | 27 | 4 | 6 | 3 | 5 | 7 | 5 | 3 | 6 | 1 | 0 | 5 | 2,896 | 98 | 2,994 | | |
| Beaufort Park Hall | 420 | 12 | 3 | 2 | | | | 100 | 24 | 4 | 4 | 10 | 1 | 15 | 1 | 1 | 8 | 1 | 339 | 9 | 1 | | 2 | 1 | 5 | 4 | 0 | 0 | 1 | 0 | 1 | 969 | 26 | 995 | | |
| Embleton Primary School | 568 | 14 | 2 | 2 | | 1 | | 119 | 19 | | | 15 | 2 | 38 | 6 | | 11 | 1 | 655 | 17 | 2 | 2 | | 1 | 5 | 6 | 2 | 5 | 3 | 2 | 2 | 1,500 | 79 | 1,579 | | |
| Hillcrest Primary School | 811 | 26 | 3 | | 1 | 3 | | 170 | 25 | 4 | 4 | 15 | 0 | 41 | 2 | | 16 | 0 | 794 | 19 | 4 | 2 | 5 | 4 | 6 | 2 | 5 | 11 | 4 | 1 | 2 | 1,986 | 86 | 2,072 | | |
| Inglewood Masonic Hall | 444 | 12 | | 5 | | 1 | 3 | 207 | 25 | 2 | 5 | 8 | 1 | 13 | 1 | 1 | 4 | 0 | 387 | 14 | 1 | 2 | 4 | 2 | 7 | 3 | 6 | 5 | 5 | 2 | 1 | 1,173 | 33 | 1,206 | | |
| Inglewood Primary School | 953 | 25 | | 2 | 1 | 3 | 2 | 251 | 31 | 4 | 6 | 8 | 0 | 37 | 6 | | 8 | 3 | 715 | 23 | 2 | 1 | 2 | 2 | 8 | 4 | 3 | 3 | 0 | 2 | 2 | 2,107 | 52 | 2,159 | | |
| Maylands Hall | 1,071 | 37 | 3 | 3 | 2 | 6 | 3 | 321 | 49 | 3 | 10 | 13 | 7 | 50 | 4 | 1 | 13 | 6 | 745 | 17 | 4 | 2 | 3 | 5 | 17 | 2 | 2 | 5 | 3 | 3 | 2 | 2,414 | 71 | 2,485 | | |
| Maylands Peninsula Primary School | 976 | 19 | 2 | 2 | 3 | 1 | 3 | 217 | 46 | 5 | 3 | 13 | 4 | 39 | 1 | 1 | 8 | 0 | 689 | 12 | 4 | 3 | 5 | 2 | 5 | 4 | 3 | 2 | 2 | 3 | 2 | 2,080 | 39 | 2,119 | | |
| RSL Memorial Hall Bedford | 656 | 13 | 1 | 2 | | 3 | 3 | 128 | 14 | 2 | 4 | 9 | 0 | 2 | 14 | 1 | 4 | 2 | 529 | 11 | | 1 | 3 | 1 | 5 | 1 | 2 | 1 | 2 | 0 | 2 | 1,414 | 45 | 1,459 | | |
| Total Ordinary | 7,064 | 187 | 17 | 24 | 7 | 18 | 21 | 1,835 | 300 | 28 | 43 | 117 | 16 | 8 | 306 | 35 | 7 | 84 | 13 | 3 | 5,953 | 149 | 22 | 19 | 27 | 23 | 65 | 31 | 26 | 38 | 21 | 13 | 19 | 16,539 | 529 | 17,068 |
| Absent Votes | 954 | 33 | 7 | 2 | 6 | 2 | 4 | 353 | 41 | 6 | 5 | 37 | 6 | 0 | 30 | 3 | 1 | 22 | 1 | 775 | 29 | 3 | 8 | 3 | 4 | 9 | 6 | 4 | 6 | 2 | 2 | 3 | 2,367 | 89 | 2,456 | |
| Early Votes (by Post) | 737 | 23 | 2 | 2 | 0 | 5 | 3 | 99 | 18 | 1 | 2 | 11 | 1 | 0 | 26 | 2 | 2 | 15 | 1 | 605 | 26 | 2 | 5 | 2 | 4 | 10 | 5 | 2 | 5 | 1 | 2 | 1 | 1,620 | 22 | 1,642 | |
| Early Votes (In Person) | 418 | 7 | 3 | 2 | 0 | 2 | 0 | 108 | 16 | 1 | 5 | 7 | 3 | 0 | 12 | 7 | 0 | 7 | 1 | 276 | 3 | 1 | 2 | 2 | 1 | 3 | 5 | 0 | 2 | 0 | 3 | 1 | 898 | 26 | 924 | |
| Provisional Votes | 11 | 0 | 0 | 0 | 0 | 0 | 0 | 1 | 0 | 0 | 0 | 0 | 0 | 0 | 1 | 0 | 0 | 0 | 2 | 0 | 0 | 0 | 0 | 0 | 0 | 0 | 0 | 0 | 0 | 0 | 0 | 0 | 15 | 0 | 15 | |
| Special Institutions, Hospitals & Remotes | 48 | 1 | 0 | 0 | 0 | 0 | 0 | 3 | 0 | 0 | 0 | 0 | 0 | 0 | 2 | 0 | 0 | 0 | 61 | 0 | 0 | 0 | 0 | 0 | 0 | 0 | 0 | 0 | 0 | 0 | 0 | 0 | 115 | 7 | 122 | |
| Subtotal | 2,168 | 64 | 12 | 6 | 6 | 9 | 7 | 564 | 75 | 8 | 12 | 55 | 10 | 0 | 71 | 12 | 3 | 44 | 3 | 0 | 1,719 | 58 | 6 | 15 | 7 | 9 | 22 | 16 | 6 | 13 | 3 | 7 | 5 | 5,015 | 144 | 5,159 |
| TOTAL | 9,232 | 251 | 29 | 30 | 13 | 27 | 28 | 2,399 | 375 | 36 | 55 | 172 | 26 | 8 | 377 | 47 | 10 | 128 | 16 | 3 | 7,672 | 207 | 28 | 34 | 34 | 32 | 87 | 47 | 32 | 51 | 24 | 20 | 24 | 21,554 | 673 | 22,227 |

| 9 March 2013 State General Election East Metropolitan Region (Legislative Council) First Preference Analysis by Polling Place Report Midland | | | | | | | | | | | | | | | | | | | | | | | | | | | | | | | | | | | | |
|---|--|------------------|--------------------|-------------------|---------------------|-------------------|--------------------------------|-------------------|---------------------------|---------------------|---------------------|------------------|--------------------|--------------------|------------------|---------------------|--------------------|-------------------|--------------------------|---------------------|-------------------------|----------------|--------------|---------------|------------------|-----------|-----------|-----------|-----------|-----------|-----------|-----------|-------------------------|---------------|------------|---------------|
| | | LIB | | | | | | GRN | | | | SFP | | ACP | | FFP | | ALP | | | | | | IND | | IND | | | | | | | | | | |
| | | MORTON, Helen | FARAGHER, Donna | HAYDEN, Alyssa | PREUSS, Caroline | TREASE, Darryl | THORPE- GUDGEON, Jessica | XAMON, Allison | SMITH, Glennice Dianne | BROMFIELD, David | GEORGIU, Michael | COOPER, Grant | RANDALL, Dwight | KINGSTON, David | BARRETT, Paul | CLIFFORD, Nathan | CLOHESY, Alanna | ROWE, Samantha | SANDERSON, Amber Jade | LEADBETTER, Bill | O'DRISCOLL, Michelle | SMITH, Andy | TU, Chung | HOYER, Tom | NARDIZZI, Joe | | | | | | | | | | | |
| Polling Places | | Ticket | Pref | | | | | Ticket | Pref | | | Ticket | Pref | | Ticket | Pref | | Ticket | Pref | | Ticket | Pref | | Ticket | Pref | | Ticket | Pref | Ticket | Pref | Ticket | Pref | Total Valid Votes | Informal | Totals | |
| Bellevue Hall | | 266 | 3 | | | 3 | | 46 | 10 | 2 | | 19 | 1 | | 14 | 2 | | 10 | 0 | | 338 | 6 | | | | 1 | 4 | 1 | 0 | 3 | 0 | 1 | 1 | 731 | 36 | 767 |
| Clayton View Primary School | | 284 | 8 | 1 | 1 | 1 | 1 | 78 | 11 | 1 | | 14 | 3 | | 17 | 1 | | 10 | 0 | 1 | 302 | 6 | | | | 1 | 3 | 5 | 0 | 2 | 1 | 1 | 1 | 758 | 18 | 776 |
| Goodstart Early Learning Stratton | | 491 | 7 | 1 | 1 | 2 | 1 | 68 | 8 | 1 | | 20 | 1 | 1 | 26 | 3 | | 11 | 0 | | 329 | 7 | 2 | 3 | | 2 | 1 | 3 | 2 | 6 | 1 | 3 | 0 | 1,003 | 39 | 1,042 |
| Greenmount Primary School | | 814 | 22 | 3 | 3 | 4 | 3 | 132 | 14 | 3 | | 25 | 1 | | 17 | 4 | | 8 | 1 | | 541 | 12 | | 2 | | 2 | 6 | 1 | 5 | 4 | 2 | 1 | 1,631 | 51 | 1,682 | |
| Guildford Town Hall | | 437 | 11 | 7 | 1 | 3 | 1 | 148 | 20 | 2 | | 4 | 0 | 1 | 9 | 0 | | 7 | 0 | 1 | 268 | 7 | 1 | | | 2 | 4 | 4 | 2 | 1 | 0 | 1 | 1 | 944 | 21 | 965 |
| Hazelmere Community Hall | | 382 | 6 | 1 | 2 | 1 | 1 | 54 | 8 | | | 7 | 3 | | 8 | 1 | | 3 | 1 | | 248 | 2 | 2 | | | 2 | 2 | 0 | 3 | 0 | 0 | 2 | 739 | 31 | 770 | |
| Helena Valley Primary School | | 534 | 13 | 2 | 1 | 1 | 1 | 95 | 14 | | | 16 | 3 | | 17 | 3 | | 4 | 0 | 1 | 294 | 5 | | 2 | | 2 | 3 | 2 | 1 | 1 | 1 | 0 | 1,017 | 23 | 1,040 | |
| Ladybugs Helena Valley | | 418 | 3 | 2 | 2 | 2 | 2 | 41 | 3 | 1 | 1 | 7 | 1 | | 16 | 1 | | 4 | 1 | 2 | 204 | 4 | 2 | 1 | | 3 | 3 | 0 | 1 | 0 | 1 | 0 | 719 | 13 | 732 | |
| Midland Sports Complex | | 380 | 9 | | 1 | 2 | | 60 | 7 | | | 19 | 1 | | 21 | 5 | | 8 | 2 | | 478 | 8 | 3 | 1 | | 4 | 3 | 1 | 2 | 0 | 0 | 2 | 1,021 | 30 | 1,051 | |
| Midland Sports Complex (Drive-in) | | 21 | 1 | | | | | 1 | 0 | | | 3 | 0 | | 3 | 0 | | 0 | 0 | | 32 | 1 | | | | 1 | 2 | 0 | 0 | 0 | 0 | 0 | 63 | 0 | 63 | |
| Midland Town Hall | | 827 | 24 | 2 | 4 | 3 | 1 | 189 | 23 | 4 | 3 | 23 | 3 | 2 | 56 | 6 | 1 | 27 | 2 | 2 | 899 | 16 | 2 | 6 | 1 | 5 | 1 | 11 | 1 | 9 | 3 | 4 | 5 | 2,165 | 85 | 2,250 |
| Stratton Community Hall | | 646 | 24 | 4 | 2 | 4 | 6 | 130 | 4 | 5 | 2 | 48 | 3 | 2 | 39 | 4 | 1 | 26 | 2 | 2 | 814 | 14 | 3 | 2 | 1 | 5 | 3 | 6 | 2 | 6 | 1 | 2 | 0 | 1,811 | 76 | 1,887 |
| Swan View Senior High School | | 1,267 | 34 | 2 | 4 | 2 | 4 | 187 | 25 | 3 | 6 | 50 | 4 | 3 | 52 | 8 | | 24 | 1 | | 1,275 | 26 | 3 | 7 | 2 | 5 | 9 | 12 | 4 | 10 | 2 | 2 | 3,039 | 106 | 3,145 | |
| Total Ordinary | | 6,767 | 165 | 23 | 19 | 11 | 24 | 1,229 | 147 | 17 | 21 | 253 | 24 | 8 | 295 | 38 | 5 | 142 | 10 | 7 | 6,022 | 114 | 18 | 26 | 7 | 27 | 34 | 60 | 14 | 49 | 13 | 18 | 15 | 15,641 | 529 | 16,170 |
| Absent Votes | | 710 | 32 | 1 | 3 | 2 | 7 | 181 | 30 | 4 | 4 | 42 | 6 | 3 | 34 | 5 | 0 | 20 | 1 | 2 | 522 | 12 | 2 | 4 | 3 | 2 | 4 | 5 | 1 | 4 | 6 | 4 | 3 | 1,663 | 61 | 1,724 |
| Early Votes (by Post) | | 618 | 15 | 2 | 0 | 0 | 3 | 79 | 4 | 0 | 1 | 28 | 5 | 1 | 26 | 4 | 3 | 17 | 1 | 1 | 505 | 15 | 2 | 1 | 4 | 1 | 0 | 10 | 1 | 11 | 1 | 2 | 1 | 1,362 | 17 | 1,379 |
| Early Votes (In Person) | | 965 | 36 | 2 | 5 | 0 | 3 | 144 | 13 | 6 | 3 | 45 | 4 | 1 | 30 | 1 | 1 | 19 | 5 | 1 | 880 | 20 | 2 | 2 | 3 | 3 | 4 | 9 | 1 | 4 | 3 | 1 | 2 | 2,220 | 61 | 2,281 |
| Provisional Votes | | 11 | 0 | 0 | 0 | 0 | 0 | 2 | 0 | 0 | 0 | 1 | 0 | 0 | 0 | 0 | 0 | 0 | 0 | 0 | 13 | 1 | 0 | 0 | 0 | 0 | 0 | 0 | 0 | 0 | 0 | 0 | 0 | 28 | 1 | 29 |
| Special Institutions, Hospitals & Remotes | | 34 | 0 | 0 | 0 | 0 | 0 | 2 | 0 | 0 | 0 | 0 | 0 | 0 | 1 | 0 | 0 | 0 | 0 | 0 | 34 | 0 | 0 | 0 | 0 | 0 | 0 | 1 | 0 | 0 | 0 | 0 | 0 | 74 | 9 | 83 |
| Subtotal | | 2,338 | 83 | 5 | 8 | 2 | 13 | 408 | 47 | 10 | 8 | 116 | 15 | 5 | 91 | 10 | 4 | 57 | 7 | 4 | 1,954 | 48 | 6 | 7 | 10 | 6 | 8 | 25 | 3 | 20 | 10 | 7 | 6 | 5,347 | 149 | 5,496 |
| TOTAL | | 9,105 | 248 | 28 | 27 | 13 | 37 | 1,637 | 194 | 27 | 29 | 369 | 39 | 13 | 386 | 48 | 9 | 199 | 17 | 11 | 7,976 | 162 | 24 | 33 | 17 | 33 | 42 | 85 | 17 | 69 | 23 | 25 | 21 | 20,988 | 678 | 21,666 |

| 9 March 2013 State General Election East Metropolitan Region (Legislative Council) First Preference Analysis by Polling Place Report Mirrabooka | | | | | | | | | | | | | | | | | | | | | | | | | | | | | | | | | | | | |
|--|--------------|------------------|--------------------|-------------------|---------------------|-------------------|--------------------------------|------------------|--------------------------|---------------------|----------------------|------------------|--------------------|--------------------|------------------|---------------------|--------------------|-------------------|--------------------------|---------------------|-------------------------|----------------|--------------|---------------|------------------|-----------|-----------|-----------|-----------|-------------------------|-----------|-----------|-----------|---------------|--------------|---------------|
| | | LIB | | | | | | GRN | | | SFP | | ACP | | FFP | | ALP | | | | | | IND | | IND | | | | | | | | | | | |
| | | MORTON, Helen | FARAGHER, Donna | HAYDEN, Alyssa | PREUSS, Caroline | TREASE, Darryl | THORPE- GUDGEON, Jessica | XAMON, Alison | SMITH, Glenice Dianne | BROMFIELD, David | GEORGIOU, Michael | COOPER, Grant | RANDALL, Dwight | KINGSTON, David | BARRETT, Paul | CLIFFORD, Nathan | CLOHESY, Alanna | ROWE, Samantha | SANDERSON, Amber Jade | LEADBETTER, Bill | O'DRISCOLL, Michelle | SMITH, Andy | TU, Chung | HOYER, Tom | NARDIZZI, Joe | | | | | | | | | | | |
| | | Ticket | Pref | | | | | Ticket | Pref | | | Ticket | Pref | | | Ticket | Pref | | | Ticket | Pref | | | Ticket | Pref | Ticket | Pref | Ticket | Pref | Total Valid Votes | Informal | Totals | | | | |
| Polling Places | | | | | | | | | | | | | | | | | | | | | | | | | | | | | | | | | | | | |
| Alexander Heights Community Hall | 443 | 8 | | 3 | | | | 59 | 7 | | | 6 | 1 | | 38 | 2 | | 22 | 3 | | 494 | 4 | | 2 | 2 | | 4 | 3 | 0 | 7 | 0 | 2 | 1,112 | 480 | 1,592 | |
| Alinjarra Primary School | 1,041 | 27 | 4 | 2 | 1 | 6 | 3 | 116 | 14 | 5 | 2 | 20 | 4 | 2 | 51 | 6 | 3 | 16 | 0 | 2 | 847 | 20 | 3 | 2 | 4 | 4 | 5 | 1 | 4 | 0 | 2,232 | 92 | 2,324 | | | |
| Balga Primary School | 526 | 23 | 1 | 1 | 1 | 1 | 5 | 103 | 22 | 2 | 2 | 26 | 0 | 5 | 45 | 5 | 1 | 33 | 6 | 2 | 796 | 22 | 3 | 4 | 5 | 3 | 6 | 3 | 1 | 3 | 1,670 | 102 | 1,772 | | | |
| Boyare Primary School | 507 | 32 | 2 | 2 | 2 | 1 | 155 | 8 | | 4 | 4 | 18 | 2 | 2 | 43 | 3 | 2 | 24 | 4 | 1 | 862 | 25 | 3 | 3 | 4 | 2 | 0 | 1 | 0 | 1,725 | 113 | 1,838 | | | | |
| Dryandra Primary School | 442 | 29 | 5 | 1 | 1 | 2 | 2 | 111 | 8 | 2 | 2 | 15 | 1 | | 45 | 4 | 1 | 33 | 2 | 1 | 801 | 13 | 3 | 8 | 5 | 5 | 14 | 1 | 3 | 1 | 3 | 1,569 | 120 | 1,689 | | |
| Illawarra Primary School | 737 | 11 | 1 | 1 | 1 | 1 | 87 | 11 | 1 | 1 | 20 | 2 | 1 | 38 | 1 | 22 | 1 | 22 | 1 | | 660 | 5 | 1 | 2 | 1 | 1 | 9 | 2 | 1 | 2 | 1 | 1,623 | 50 | 1,673 | | |
| Koondoola Primary School | 412 | 22 | 3 | 7 | 2 | 2 | 98 | 3 | 4 | 2 | 31 | 3 | 1 | 42 | 6 | 2 | 30 | 1 | 1 | 804 | 14 | 3 | 4 | 4 | 4 | 9 | 5 | 3 | 3 | 1 | 2 | 1,525 | 82 | 1,607 | | |
| North Balga Primary School | 526 | 17 | 2 | 3 | 2 | 2 | 137 | 7 | 3 | 3 | 27 | 2 | 2 | 56 | 8 | 3 | 15 | 2 | | 813 | 8 | 2 | 1 | 2 | 5 | 5 | 1 | 4 | 0 | 2 | 1 | 1,666 | 79 | 1,745 | | |
| St Andrew's Grammar School | 1,000 | 28 | 2 | 3 | 2 | 3 | 48 | 7 | 1 | 1 | 9 | 3 | 2 | 15 | 3 | | 9 | 0 | 1 | 482 | 7 | 1 | 2 | 5 | 3 | 3 | 3 | 2 | 0 | 0 | 1,647 | 48 | 1,695 | | | |
| Westminster Primary School | 678 | 25 | 6 | 3 | 1 | 5 | 124 | 9 | 3 | 2 | 19 | 1 | 3 | 33 | 1 | 3 | 21 | 3 | | 908 | 13 | 6 | 3 | 3 | 3 | 7 | 1 | 3 | 7 | 6 | 1,902 | 124 | 2,026 | | | |
| Total Ordinary | 6,312 | 222 | 26 | 26 | 11 | 24 | 19 | 1,038 | 96 | 20 | 18 | 191 | 19 | 16 | 406 | 39 | 15 | 225 | 22 | 8 | 7,467 | 131 | 27 | 27 | 29 | 24 | 70 | 39 | 22 | 41 | 8 | 15 | 18 | 16,671 | 1,290 | 17,961 |
| Absent Votes | 924 | 46 | 9 | 12 | 3 | 4 | 6 | 216 | 15 | 9 | 3 | 57 | 3 | 3 | 44 | 6 | 1 | 51 | 4 | 1 | 877 | 20 | 8 | 3 | 5 | 8 | 13 | 7 | 4 | 6 | 0 | 5 | 3 | 2,376 | 119 | 2,495 |
| Early Votes (by Post) | 489 | 11 | 0 | 0 | 2 | 1 | 1 | 47 | 3 | 1 | 1 | 14 | 1 | 0 | 24 | 2 | 0 | 12 | 0 | 0 | 522 | 16 | 3 | 2 | 2 | 3 | 8 | 4 | 0 | 9 | 3 | 5 | 1 | 1,187 | 26 | 1,213 |
| Early Votes (In Person) | 335 | 16 | 2 | 0 | 1 | 2 | 2 | 35 | 5 | 1 | 0 | 13 | 2 | 3 | 13 | 1 | 0 | 12 | 4 | 0 | 291 | 8 | 1 | 0 | 2 | 1 | 2 | 6 | 2 | 4 | 1 | 3 | 1 | 769 | 19 | 788 |
| Provisional Votes | 11 | 0 | 0 | 0 | 0 | 0 | 0 | 1 | 0 | 0 | 0 | 0 | 0 | 0 | 1 | 0 | 0 | 0 | 0 | 0 | 10 | 0 | 0 | 0 | 0 | 0 | 1 | 0 | 0 | 0 | 0 | 0 | 0 | 24 | 0 | 24 |
| Special Institutions, Hospitals & Remotes | 5 | 0 | 0 | 0 | 0 | 0 | 0 | 0 | 0 | 0 | 0 | 0 | 0 | 0 | 0 | 0 | 0 | 0 | 0 | 4 | 0 | 1 | 0 | 1 | 0 | 0 | 0 | 0 | 0 | 0 | 0 | 0 | 11 | 0 | 11 | |
| Subtotal | 1,764 | 73 | 11 | 12 | 6 | 7 | 9 | 299 | 23 | 11 | 4 | 84 | 6 | 6 | 82 | 9 | 1 | 75 | 8 | 1 | 1,704 | 44 | 13 | 5 | 10 | 12 | 23 | 18 | 6 | 19 | 4 | 13 | 5 | 4,367 | 164 | 4,531 |
| TOTAL | 8,076 | 295 | 37 | 38 | 17 | 31 | 28 | 1,337 | 119 | 31 | 22 | 275 | 25 | 22 | 488 | 48 | 16 | 300 | 30 | 9 | 9,171 | 175 | 40 | 32 | 39 | 36 | 93 | 57 | 28 | 60 | 12 | 28 | 23 | 21,038 | 1,454 | 22,492 |

| 9 March 2013 State General Election East Metropolitan Region (Legislative Council) First Preference Analysis by Polling Place Report Morley | | | | | | | | | | | | | | | | | | | | | | | | | | | | | | | | | | | | | |
|--|--|------------------|--------------------|-------------------|---------------------|-------------------|--------------------------------|------------------|---------------------------|---------------------|---------------------|------------------|--------------------|--------------------|------------------|---------------------|--------------------|-------------------|--------------------------|---------------------|------------------------|----------------|--------------|---------------|------------------|-----------|-----------|-----------|-------------------------|-----------|-----------|-----------|-----------|---------------|---------------|---------------|---------------|
| | | LIB | | | | | | GRN | | | | SFP | | ACP | | | FFP | | | ALP | | | | | | IND | | IND | | | | | | | | | |
| | | MORTON, Helen | FARAGHER, Donna | HAYDEN, Alyssa | PREUSS, Caroline | TREASE, Darryl | THORPE- GUJDFON, Jessica | XAMON, Alison | SMITH, Glennice Dianne | BROMFIELD, David | GEORGIU, Michael | COOPER, Grant | RANDALL, Dwight | KINGSTON, David | BARRETT, Paul | CLIFFORD, Nathan | CLOHESY, Alanna | ROWE, Samantha | SANDERSON, Amber Jade | LEADBETTER, Bill | ODRISCOLL, Michelle | SMITH, Andy | TU, Chung | HOYER, Tom | NARDIZZI, Joe | | | | | | | | | | | | |
| | | Ticket | Pref | | | | | Ticket | Pref | | | Ticket | Pref | | Ticket | Pref | | Ticket | Pref | | Ticket | Pref | Ticket | Pref | Ticket | Pref | Ticket | Pref | Total Valid Votes | Informal | Totals | | | | | | |
| Polling Places | | | | | | | | | | | | | | | | | | | | | | | | | | | | | | | | | | | | | |
| Camboon Primary School | | 1,329 | 32 | 1 | 2 | 2 | 8 | 1 | 102 | 14 | 1 | | 26 | 5 | | 34 | 3 | 2 | 21 | 0 | | 911 | 14 | 5 | 3 | 3 | 2 | 7 | 5 | 2 | 0 | 5 | 3 | 2,543 | 79 | 2,622 | |
| Crimea Park Hall | | 475 | 7 | 2 | | 1 | 1 | 1 | 44 | 3 | | | 12 | 0 | | 19 | 1 | 1 | 2 | 0 | | 430 | 5 | 2 | | 1 | 3 | 1 | 6 | 3 | 1 | 1 | 1,023 | 32 | 1,055 | | |
| Dianella Heights Primary School | | 995 | 21 | 2 | 2 | 5 | 2 | 1 | 75 | 9 | 1 | 1 | 14 | 1 | 1 | 19 | 2 | 1 | 10 | 1 | 1 | 494 | 10 | | | 1 | 5 | 4 | 5 | 0 | 2 | 2 | 1,687 | 47 | 1,734 | | |
| Hampton Park Primary School | | 429 | 13 | | | | | 5 | 63 | 5 | 2 | | 8 | 1 | | 24 | 1 | 1 | 13 | 1 | | 455 | 6 | | 1 | 4 | 3 | 1 | 2 | 1 | 1 | 1,041 | 39 | 1,080 | | | |
| Mirrabeeka Senior High School | | 651 | 31 | 5 | 3 | 3 | 2 | 1 | 107 | 10 | 2 | 3 | 17 | 2 | | 20 | 4 | 2 | 25 | 5 | | 766 | 15 | 2 | 4 | 1 | 2 | 5 | 0 | 6 | 0 | 1 | 1,698 | 68 | 1,766 | | |
| Morley Primary School | | 686 | 18 | 3 | 3 | 6 | | | 86 | 7 | 2 | 1 | 13 | 3 | 1 | 32 | 5 | 3 | 9 | 0 | | 673 | 8 | 2 | 4 | 2 | 9 | 7 | 1 | 2 | 0 | 0 | 2 | 1,590 | 59 | 1,649 | |
| Nollamara Primary School | | 930 | 20 | 4 | 2 | 3 | 5 | 3 | 159 | 14 | 1 | 1 | 18 | 0 | | 48 | 3 | | 22 | 2 | | 837 | 17 | 3 | 6 | 2 | 1 | 4 | 7 | 1 | 7 | 0 | 5 | 1 | 2,126 | 78 | 2,204 |
| Noranda Primary School | | 1,007 | 20 | | 4 | | 4 | 5 | 91 | 11 | 3 | 2 | 16 | 2 | | 36 | 1 | 1 | 11 | 2 | | 830 | 12 | 4 | 2 | 2 | 1 | 3 | 9 | 0 | 2 | 2 | 0 | 2,086 | 67 | 2,153 | |
| North Morley Primary School | | 1,417 | 34 | 1 | | 6 | 3 | 3 | 128 | 15 | 2 | | 15 | 1 | | 37 | 3 | 2 | 13 | 3 | 1 | 855 | 12 | | 3 | 6 | 3 | 9 | 2 | 2 | 2 | 2 | 2,585 | 58 | 2,643 | | |
| Total Ordinary | | 7,919 | 196 | 18 | 16 | 26 | 25 | 20 | 855 | 88 | 14 | 8 | 139 | 15 | 2 | 269 | 23 | 13 | 126 | 14 | 3 | 6,251 | 99 | 18 | 23 | 13 | 29 | 55 | 15 | 36 | 7 | 18 | 13 | 16,379 | 527 | 16,906 | |
| Absent Votes | | 1,025 | 35 | 6 | 6 | 2 | 6 | 4 | 164 | 11 | 4 | 3 | 42 | 1 | | 31 | 3 | 2 | 30 | 5 | 1 | 732 | 16 | 7 | 1 | 5 | 5 | 7 | 8 | 3 | 1 | 4 | 3 | 2,173 | 96 | 2,269 | |
| Early Votes (by Post) | | 869 | 27 | 2 | 2 | 1 | 3 | 4 | 51 | 2 | 1 | 0 | 15 | 4 | | 20 | 3 | 0 | 15 | 1 | 0 | 556 | 8 | 1 | 1 | 1 | 2 | 4 | 7 | 0 | 4 | 0 | 3 | 1 | 1,608 | 18 | 1,626 |
| Early Votes (In Person) | | 478 | 19 | 2 | 2 | 0 | 2 | 1 | 64 | 4 | 1 | 1 | 12 | 1 | | 17 | 3 | 0 | 9 | 1 | 0 | 257 | 10 | 1 | 2 | 1 | 0 | 4 | 0 | 0 | 1 | 0 | 1 | 896 | 29 | 925 | |
| Provisional Votes | | 22 | 1 | 0 | 0 | 0 | 0 | 1 | 3 | 0 | 0 | 0 | 1 | 0 | | 2 | 0 | 0 | 0 | 0 | 0 | 18 | 0 | 0 | 0 | 0 | 0 | 0 | 0 | 0 | 0 | 0 | 0 | 48 | 7 | 55 | |
| Special Institutions, Hospitals & Remotes | | 38 | 1 | 0 | 0 | 0 | 0 | 0 | 1 | 0 | 0 | 0 | 0 | 0 | | 4 | 0 | 0 | 0 | 0 | 0 | 16 | 0 | 0 | 0 | 0 | 0 | 0 | 0 | 0 | 0 | 0 | 0 | 60 | 1 | 61 | |
| Subtotal | | 2,432 | 83 | 10 | 10 | 3 | 11 | 10 | 283 | 17 | 6 | 4 | 70 | 6 | 0 | 74 | 9 | 2 | 54 | 7 | 1 | 1,579 | 34 | 9 | 4 | 7 | 13 | 19 | 3 | 5 | 1 | 7 | 5 | 4,785 | 151 | 4,936 | |
| TOTAL | | 10,351 | 279 | 28 | 26 | 29 | 36 | 30 | 1,138 | 105 | 20 | 12 | 209 | 21 | 2 | 343 | 32 | 15 | 180 | 21 | 4 | 7,830 | 133 | 27 | 27 | 20 | 20 | 42 | 74 | 18 | 41 | 8 | 25 | 18 | 21,164 | 678 | 21,842 |

| 9 March 2013 State General Election East Metropolitan Region (Legislative Council) First Preference Analysis by Polling Place Report Mount Lawley | | | | | | | | | | | | | | | | | | | | | | | | | | | | | | | | | | | | |
|--|---------------|------------------|--------------------|-------------------|---------------------|-------------------|--------------------------------|------------------|---------------------------|---------------------|---------------------|------------------|--------------------|--------------------|------------------|---------------------|--------------------|-------------------|--------------------------|---------------------|------------------------|----------------|--------------|---------------|------------------|-----------|-----------|-----------|-------------------------|-----------|-----------|-----------|-----------|---------------|------------|---------------|
| | | LIB | | | | | GRN | | | SFP | | ACP | | FFP | | ALP | | | | | IND | | IND | | | | | | | | | | | | | |
| | | MORTON, Helen | FARAGHER, Donna | HAYDEN, Alyssa | PREUSS, Caroline | TREASE, Darryl | THORPE- GUDGEON, Jessica | XAMON, Alison | SMITH, Glennice Dianne | BROMFIELD, David | GEORGIU, Michael | COOPER, Grant | RANDALL, Dwight | KINGSTON, David | BARRETT, Paul | CLIFFORD, Nathan | CLOHESY, Alanna | ROWE, Samantha | SANDERSON, Amber Jade | LEADBETTER, Bill | ODRISCOLL, Michelle | SMITH, Andy | TU, Chung | HOYER, Tom | NARDIZZI, Joe | | | | | | | | | | | |
| | | Ticket | Pref | | | | Ticket | Pref | | Ticket | Pref | Ticket | Pref | Ticket | Pref | Ticket | Pref | | | | | | Ticket | Pref | Ticket | Pref | Ticket | Pref | Total Valid Votes | Informal | Totals | | | | | |
| Polling Places | | | | | | | | | | | | | | | | | | | | | | | | | | | | | | | | | | | | |
| Australian Islamic College - Dianella | 546 | 10 | | 3 | 2 | 1 | 75 | 5 | | 10 | 4 | 21 | 1 | 3 | 0 | 346 | 8 | 1 | 1 | 1 | | 5 | 1 | 2 | 4 | 1 | 1 | 1,054 | 27 | 1,081 | | | | | | |
| Coolbinia Primary School | 933 | 14 | 3 | | 2 | | 141 | 19 | | 5 | 3 | 11 | 3 | 4 | 1 | 333 | 16 | | 2 | | | 2 | 1 | 3 | 1 | 4 | 1 | 1,512 | 22 | 1,534 | | | | | | |
| Coolbinia Primary School (Drive-in) | 169 | 2 | | 1 | | | 26 | 2 | | | 0 | 1 | 0 | 2 | 0 | 71 | 3 | | | | | 0 | 0 | 0 | 0 | 0 | 1 | 280 | 9 | 289 | | | | | | |
| Dianella Community Centre | 809 | 19 | 2 | 1 | 3 | 2 | 130 | 17 | 5 | 3 | 11 | 0 | 1 | 9 | 1 | 660 | 10 | 3 | 3 | 2 | 1 | 5 | 7 | 1 | 2 | 1 | 1,745 | 58 | 1,803 | | | | | | | |
| Mount Lawley Kindergarten Centre | 627 | 17 | 3 | 2 | 2 | 1 | 180 | 26 | 1 | 2 | 6 | 0 | 13 | 6 | 2 | 289 | 13 | 4 | | 4 | 5 | 4 | 1 | 4 | 5 | 0 | 1 | 1,221 | 24 | 1,245 | | | | | | |
| Mount Lawley Primary School | 471 | 9 | 1 | 1 | 1 | 3 | 128 | 12 | 1 | 3 | 5 | 2 | 9 | 3 | 0 | 226 | 9 | 1 | 2 | | 3 | 3 | 2 | 0 | 1 | 0 | 898 | 13 | 911 | | | | | | | |
| RSL Aged Care Menora Gardens Village | 211 | 3 | | | | | 14 | 3 | | | 1 | 0 | 6 | 1 | 0 | 128 | 3 | 1 | | | | 1 | 0 | 0 | 0 | 0 | 0 | 373 | 6 | 379 | | | | | | |
| St Patrick's Anglican Church | 679 | 8 | | 1 | 1 | 4 | 173 | 14 | 5 | 9 | 1 | 11 | 5 | 5 | 0 | 358 | 14 | | | | | 3 | 4 | 3 | 2 | 3 | 0 | 3 | 1,306 | 19 | 1,325 | | | | | |
| St Paul's Primary School | 524 | 16 | 3 | 1 | 3 | 1 | 76 | 8 | 3 | 4 | 1 | 13 | 2 | 4 | 2 | 201 | 7 | | | 1 | | 1 | 0 | 3 | 2 | 0 | 2 | 0 | 881 | 11 | 892 | | | | | |
| Sutherland Dianella Primary School | 766 | 10 | 1 | 1 | 1 | 2 | 58 | 10 | 1 | 5 | 1 | 28 | 1 | 6 | 0 | 374 | 8 | 2 | | 1 | | 2 | 1 | 1 | 0 | 0 | 1 | 1,282 | 24 | 1,306 | | | | | | |
| Vedanta Church | 737 | 12 | 2 | 2 | 1 | 1 | 97 | 10 | 2 | 7 | 2 | 31 | 2 | 11 | 1 | 494 | 14 | | 1 | | | 2 | 1 | 2 | 3 | 0 | 3 | 0 | 1,437 | 33 | 1,470 | | | | | |
| West Morley Primary School | 561 | 14 | 1 | 1 | 1 | 2 | 82 | 10 | 1 | 12 | 1 | 29 | 0 | 9 | 0 | 422 | 12 | 1 | 2 | 3 | 1 | 1 | 5 | 0 | 0 | 2 | 0 | 1,176 | 49 | 1,225 | | | | | | |
| Yokine Community Playgroup | 772 | 13 | 1 | 5 | 1 | 2 | 143 | 15 | 3 | 4 | 10 | 0 | 20 | 16 | 0 | 442 | 12 | 2 | 2 | 2 | | 3 | 2 | 1 | 5 | 1 | 0 | 3 | 1,485 | 38 | 1,523 | | | | | |
| Yokine Primary School | 777 | 15 | | 3 | 3 | 3 | 144 | 18 | 2 | 10 | 2 | 25 | 1 | 12 | 1 | 452 | 13 | 3 | | 1 | 3 | 4 | 5 | 2 | 2 | 0 | 1 | 1,504 | 44 | 1,548 | | | | | | |
| Total Ordinary | 8,582 | 162 | 17 | 22 | 12 | 18 | 22 | 1,467 | 169 | 13 | 28 | 94 | 15 | 3 | 250 | 21 | 6 | 91 | 8 | 2 | 4,796 | 142 | 18 | 12 | 17 | 13 | 33 | 32 | 22 | 28 | 12 | 15 | 12 | 16,154 | 377 | 16,531 |
| Absent Votes | 1,256 | 33 | 3 | 5 | 3 | 5 | 369 | 47 | 5 | 9 | 34 | 3 | 3 | 31 | 0 | 793 | 24 | 5 | 3 | 5 | 7 | 14 | 13 | 3 | 5 | 1 | 3 | 1 | 2,730 | 77 | 2,807 | | | | | |
| Early Votes (by Post) | 1,232 | 17 | 3 | 4 | 3 | 2 | 7 | 92 | 15 | 0 | 0 | 8 | 2 | 1 | 22 | 4 | 0 | 12 | 0 | 0 | 494 | 15 | 3 | 1 | 3 | 1 | 9 | 2 | 1 | 6 | 2 | 3 | 3 | 1,967 | 29 | 1,996 |
| Early Votes (in Person) | 523 | 19 | 1 | 1 | 1 | 2 | 1 | 76 | 6 | 3 | 3 | 11 | 0 | 0 | 15 | 0 | 251 | 6 | 3 | 0 | 3 | 0 | 2 | 6 | 2 | 6 | 1 | 0 | 3 | 954 | 22 | 976 | | | | |
| Provisional Votes | 9 | 0 | 0 | 0 | 0 | 0 | 0 | 1 | 0 | 0 | 0 | 0 | 0 | 0 | 0 | 10 | 0 | 0 | 0 | 0 | 0 | 0 | 0 | 0 | 0 | 0 | 0 | 0 | 20 | 0 | 20 | 0 | 0 | 20 | 0 | 20 |
| Special Institutions, Hospitals & Remotes | 154 | 3 | 0 | 1 | 0 | 0 | 0 | 6 | 0 | 0 | 0 | 0 | 0 | 0 | 0 | 0 | 2 | 0 | 0 | 0 | 0 | 1 | 0 | 0 | 0 | 0 | 0 | 0 | 265 | 6 | 271 | 0 | 0 | 265 | 6 | 271 |
| Subtotal | 3,174 | 72 | 7 | 11 | 7 | 9 | 13 | 544 | 68 | 8 | 12 | 55 | 5 | 4 | 75 | 8 | 2 | 142 | 2 | 1 | 1,548 | 47 | 11 | 4 | 11 | 8 | 26 | 22 | 6 | 17 | 4 | 6 | 7 | 5,936 | 134 | 6,070 |
| TOTAL | 11,756 | 234 | 24 | 33 | 19 | 27 | 35 | 2,011 | 237 | 21 | 40 | 149 | 20 | 7 | 325 | 29 | 8 | 233 | 10 | 3 | 6,344 | 189 | 29 | 16 | 28 | 21 | 59 | 54 | 28 | 45 | 16 | 21 | 19 | 22,090 | 511 | 22,601 |

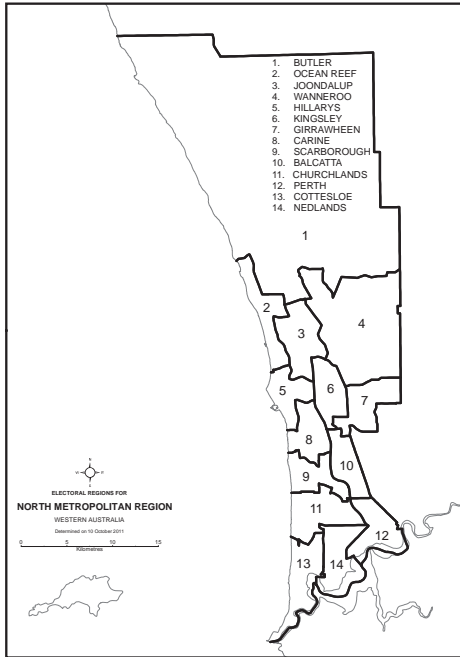
| 9 March 2013 State General Election East Metropolitan Region (Legislative Council) First Preference Analysis by Polling Place Report Swan Hills | | | | | | | | | | | | | | | | | | | | | | | | | | | | | | | | | | | | | |
|--|--|------------------|--------------------|-------------------|---------------------|-------------------|--------------------------------|------------------|---------------------------|---------------------|----------------------|------------------|--------------------|--------------------|------------------|---------------------|--------------------|-------------------|--------------------------|---------------------|------------------------|----------------|--------------|---------------|------------------|-----------|-----------|-------------------------|-----------|-----------|-----------|-----------|-----------|-----------|---------------|------------|---------------|
| | | LIB | | | | | GRN | | | | SFP | | ACP | | FFP | | ALP | | | | | IND | | IND | | | | | | | | | | | | | |
| | | MORTON, Helen | FARAGHER, Donna | HAYDEN, Alyssa | PREUSS, Caroline | TREASE, Darryl | THORPE- GUDGEON, Jessica | XAMON, Alison | SMITH, Glennice Dianne | BROMFIELD, David | GEORGIOU, Michael | COOPER, Grant | RANDALL, Dwight | KINGSTON, David | BARRETT, Paul | CLIFFORD, Nathan | CLOHESY, Alanna | ROWE, Samantha | SANDERSON, Amber Jade | LEADBETTER, Bill | ODRISCOLL, Michelle | SMITH, Andy | TU, Chung | HOYER, Tom | NARDIZZI, Joe | | | | | | | | | | | | |
| | | Ticket | Pref | | | | Ticket | Pref | | | Ticket | Pref | | Ticket | Pref | | Ticket | Pref | | | | Ticket | Pref | Ticket | Pref | Ticket | Pref | Total Valid Votes | Informal | Totals | | | | | | | |
| Polling Places | | | | | | | | | | | | | | | | | | | | | | | | | | | | | | | | | | | | | |
| Bullsbrook District High School | | 923 | 19 | 2 | 1 | 7 | 2 | 119 | 11 | 2 | 1 | 41 | 4 | 4 | 31 | 2 | 1 | 28 | 1 | 1 | 561 | 7 | 2 | 3 | 1 | 6 | 12 | 2 | 4 | 2 | 3 | 1 | 1,805 | 54 | 1,859 | | |
| Chidlow Recreation Pavillion | | 421 | 8 | 1 | 2 | 3 | 1 | 84 | 10 | 1 | 1 | 31 | 1 | 2 | 18 | 5 | 1 | 14 | 3 | 1 | 290 | 3 | 1 | 2 | 1 | 1 | 4 | 0 | 7 | 1 | 2 | 2 | 919 | 31 | 950 | | |
| Ellen Stirling Primary School | | 372 | 10 | 1 | 1 | | | 39 | 1 | | | 5 | 0 | 2 | 2 | 0 | | 8 | 0 | | 234 | 2 | 1 | 1 | 1 | 2 | 0 | 2 | 2 | 0 | 0 | 684 | 11 | 695 | | | |
| Gidgegannup Shire Hall | | 670 | 8 | 1 | | 4 | | 83 | 13 | | 6 | 31 | 0 | 27 | 3 | | | 9 | 2 | | 297 | 5 | 1 | 1 | 1 | 1 | 4 | 1 | 6 | 1 | 0 | 1,176 | 23 | 1,199 | | | |
| Glen Forrest Primary School | | 688 | 16 | | 2 | 1 | 1 | 191 | 21 | 1 | 1 | 25 | 1 | 31 | 4 | 1 | 11 | 1 | 1 | 461 | 16 | 1 | 1 | 2 | 1 | 3 | 5 | 2 | 6 | 1 | 0 | 1,498 | 36 | 1,534 | | | |
| Herne Hill Primary School | | 623 | 5 | | 1 | 5 | 1 | 74 | 11 | 2 | 3 | 14 | 1 | 13 | 1 | 1 | 9 | 1 | | 427 | 10 | 2 | | 1 | 1 | 2 | 0 | 1 | 1 | 2 | 0 | 1,213 | 42 | 1,255 | | | |
| Mahogany Creek Hall | | 341 | 5 | | | | | 82 | 11 | | | 12 | 6 | 11 | 2 | | 7 | 0 | | 242 | 6 | | 1 | 1 | 1 | 1 | 0 | 1 | 1 | 2 | 2 | 734 | 18 | 752 | | | |
| Mt Helena Recreation Centre | | 550 | 7 | 3 | | 2 | | 114 | 10 | 2 | | 26 | 1 | 30 | 1 | | 26 | 1 | | 447 | 13 | | 2 | 2 | 2 | 4 | 2 | 6 | 0 | 3 | 2 | 1,252 | 36 | 1,288 | | | |
| Mundaring Hall | | 837 | 25 | 1 | 4 | 2 | 1 | 188 | 22 | 4 | 1 | 23 | 1 | 45 | 3 | 2 | 17 | 2 | | 589 | 18 | 3 | 2 | 2 | 5 | 8 | 4 | 8 | 2 | 1 | 1 | 1,822 | 47 | 1,869 | | | |
| Parkerville Public Hall | | 667 | 11 | 1 | 1 | 1 | 2 | 165 | 13 | 3 | 2 | 28 | 1 | 28 | 3 | | 12 | 1 | | 343 | 9 | 1 | 1 | 1 | 2 | 6 | 0 | 4 | 3 | 1 | 1 | 1,311 | 43 | 1,354 | | | |
| Sawyers Valley Primary School | | 291 | 4 | 1 | 1 | | 2 | 83 | 8 | | | 19 | 0 | 10 | 0 | | 3 | 1 | | 225 | 8 | | | | 2 | 5 | 1 | 2 | 0 | 0 | 0 | 666 | 9 | 675 | | | |
| Stoneville Hall | | 518 | 10 | 2 | | 5 | 1 | 90 | 7 | | 1 | 14 | 1 | 23 | 1 | | 11 | 0 | | 327 | 7 | 2 | | 2 | 1 | 5 | 0 | 0 | 2 | 0 | 2 | 1,033 | 27 | 1,060 | | | |
| Swan Valley Anglican Community School | | 793 | 8 | | 2 | 3 | 2 | 63 | 4 | | | 16 | 1 | 22 | 4 | | 15 | 2 | | 644 | 7 | 4 | 2 | 1 | 4 | 7 | 0 | 3 | 0 | 0 | 0 | 1,607 | 28 | 1,635 | | | |
| Upper Swan Primary School | | 1,124 | 9 | 2 | | 12 | 3 | 91 | 7 | 1 | | 18 | 1 | 24 | 0 | | 11 | 3 | | 492 | 10 | 2 | 2 | 4 | 2 | 5 | 2 | 6 | 1 | 2 | 1 | 1,837 | 42 | 1,879 | | | |
| Wooroloo Primary School | | 155 | 2 | | 1 | | | 27 | 1 | | | 5 | 0 | 1 | 1 | | 7 | 0 | | 133 | 2 | | 1 | 1 | 3 | 0 | 0 | 2 | 0 | 0 | 0 | 343 | 13 | 356 | | | |
| Total Ordinary | | 8,973 | 147 | 13 | 16 | 8 | 44 | 20 | 1,493 | 150 | 15 | 16 | 308 | 19 | 7 | 316 | 30 | 5 | 188 | 18 | 1 | 5,712 | 123 | 18 | 9 | 17 | 11 | 34 | 71 | 16 | 58 | 15 | 17 | 12 | 17,900 | 460 | 18,360 |
| Absent Votes | | 1,302 | 48 | 7 | 7 | 1 | 6 | 5 | 252 | 24 | 6 | 7 | 63 | 7 | 3 | 37 | 2 | 0 | 31 | 3 | 1 | 716 | 29 | 4 | 6 | 3 | 7 | 7 | 4 | 7 | 3 | 4 | 0 | 2,603 | 86 | 2,689 | |
| Early Votes (by Post) | | 804 | 14 | 0 | 0 | 1 | 7 | 0 | 99 | 10 | 2 | 4 | 40 | 3 | 0 | 21 | 5 | 0 | 27 | 2 | 0 | 453 | 9 | 2 | 1 | 3 | 3 | 0 | 3 | 6 | 1 | 4 | 2 | 1,529 | 29 | 1,558 | |
| Early Votes (In Person) | | 715 | 19 | 2 | 5 | 2 | 3 | 4 | 93 | 9 | 0 | 2 | 25 | 2 | 0 | 11 | 1 | 0 | 10 | 2 | 0 | 344 | 8 | 3 | 1 | 2 | 1 | 5 | 8 | 1 | 0 | 1 | 0 | 1,280 | 26 | 1,306 | |
| Provisional Votes | | 6 | 0 | 0 | 0 | 0 | 0 | 0 | 2 | 0 | 0 | 0 | 1 | 0 | 0 | 1 | 0 | 0 | 1 | 0 | 0 | 3 | 0 | 0 | 0 | 0 | 0 | 0 | 0 | 0 | 0 | 0 | 0 | 16 | 0 | 16 | |
| Special Institutions, Hospitals & Remotes | | 0 | 0 | 0 | 0 | 0 | 0 | 0 | 0 | 0 | 0 | 0 | 0 | 0 | 0 | 0 | 0 | 0 | 0 | 0 | 0 | 0 | 0 | 0 | 0 | 0 | 0 | 0 | 0 | 0 | 0 | 0 | 0 | 0 | 0 | 0 | 0 |
| Subtotal | | 2,827 | 81 | 9 | 12 | 4 | 16 | 9 | 446 | 43 | 8 | 13 | 129 | 12 | 3 | 70 | 8 | 0 | 69 | 8 | 1 | 1,516 | 46 | 9 | 8 | 8 | 5 | 16 | 15 | 8 | 13 | 5 | 9 | 2 | 5,428 | 141 | 5,569 |
| TOTAL | | 11,800 | 228 | 22 | 28 | 12 | 60 | 29 | 1,939 | 193 | 23 | 29 | 437 | 31 | 10 | 386 | 38 | 5 | 257 | 26 | 2 | 7,228 | 169 | 27 | 17 | 25 | 16 | 50 | 86 | 24 | 71 | 20 | 26 | 14 | 23,328 | 601 | 23,929 |

| 9 March 2013 State General Election East Metropolitan Region (Legislative Council) First Preference Analysis by Polling Place Report West Swan | | | | | | | | | | | | | | | | | | | | | | | | | | | | | | | | | | | |
|---|---------------|-----------------|----------------|------------------|----------------|-------------------------|---------------|-----------------------|------------------|-------------------|---------------|-----------------|-----------------|---------------|------------------|-----------------|----------------|-----------------------|------------------|----------------------|-------------|-----------|------------|---------------|-----------|-----------|-------------------|-----------|-----------|-----------|-----------|-----------|---------------|------------|---------------|
| Polling Places | LIB | | | | | | GRN | | | | SFP | | ACP | | FFP | | ALP | | | | | | IND | | IND | | Total Valid Votes | Informal | Totals | | | | | | |
| | MORTON, Helen | FARAGHER, Donna | HAYDEN, Alyssa | PREUSS, Caroline | TREASE, Darryl | THORPE-GUDGEON, Jessica | XAMON, Alison | SMITH, Glenice Dianne | BROMFIELD, David | GEORGIOU, Michael | COOPER, Grant | RANDALL, Dwight | KINGSTON, David | BARRETT, Paul | CLIFFORD, Nathan | CLOHESY, Alanna | ROWE, Samantha | SANDERSON, Amber Jade | LEADBETTER, Bill | O'DRISCOLL, Michelle | SMITH, Andy | TU, Chung | HOYER, Tom | NARDIZZI, Joe | | | | | | | | | | | |
| | Ticket | Pref | | | | | Ticket | Pref | | | Ticket | Pref | | Ticket | Pref | | Ticket | Pref | | Ticket | Pref | | Ticket | Pref | Ticket | Pref | | | | Ticket | Pref | Ticket | Pref | | |
| Arbor Grove Primary School | 652 | 30 | | 1 | 2 | | 54 | 7 | 1 | | 24 | 0 | | 17 | 6 | 1 | 16 | 1 | | 748 | 14 | 3 | | 4 | 3 | 2 | 4 | 3 | 4 | 0 | 0 | 1,597 | 31 | 1,628 | |
| Ballajura Community College | 1,164 | 25 | | 6 | 1 | 2 | 128 | 8 | 2 | 1 | 20 | 3 | 1 | 48 | 3 | 1 | 25 | 0 | | 1,063 | 17 | 5 | 2 | 1 | 3 | 5 | 7 | 3 | 3 | 1 | 4 | 2 | 2,553 | 72 | 2,625 |
| Ballajura Primary School | 1,108 | 17 | 2 | 2 | | 1 | 92 | 9 | | 2 | 21 | 5 | 2 | 35 | 3 | 2 | 25 | 0 | 2 | 1,059 | 12 | 4 | 3 | 4 | 1 | 1 | 8 | 2 | 3 | 1 | 3 | 1 | 2,427 | 84 | 2,511 |
| Caversham Primary School | 349 | 4 | 1 | 2 | | 2 | 35 | 8 | 1 | | 13 | 1 | | 24 | 2 | | 3 | 4 | | 389 | 7 | 1 | 1 | | 1 | 1 | 3 | 0 | 4 | 0 | 1 | 0 | 857 | 24 | 881 |
| Cracovia Club | 586 | 15 | 1 | 5 | 2 | | 51 | 3 | | | 9 | 1 | | 36 | 2 | 1 | 19 | 0 | | 575 | 16 | 3 | 1 | | 4 | 4 | 3 | 2 | 2 | 0 | 0 | 0 | 1,343 | 44 | 1,387 |
| East Beechboro Primary School | 207 | 8 | | 2 | 1 | 1 | 31 | 3 | | | 11 | 0 | | 20 | 1 | | 11 | 0 | | 247 | 0 | | 1 | | 1 | 1 | 1 | 0 | 1 | 0 | 0 | 0 | 549 | 34 | 583 |
| Ellen Stirling Primary School | 609 | 19 | 2 | 2 | | 1 | 67 | 4 | 1 | | 26 | 2 | | 19 | 3 | 1 | 16 | 0 | 1 | 674 | 13 | 2 | 1 | 1 | | 1 | 2 | 1 | 6 | 0 | 2 | 1 | 1,478 | 30 | 1,508 |
| Ellenbrook Secondary College | 515 | 9 | 4 | 1 | 1 | 2 | 75 | 4 | 1 | | 18 | 1 | | 35 | 2 | | 10 | 2 | | 576 | 7 | 5 | 1 | 2 | 2 | 3 | 2 | 6 | 3 | 2 | 2 | 1 | 1,297 | 39 | 1,336 |
| John Septimus Roe Anglican Community School | 278 | 8 | 2 | 1 | 1 | 1 | 22 | 2 | | | 3 | 0 | | 0 | 0 | | 8 | 1 | 1 | 261 | 7 | 6 | 2 | 1 | 1 | 3 | 0 | 0 | 1 | 0 | 0 | 0 | 611 | 29 | 640 |
| Salvation Army Recreation and Family Centre | 838 | 14 | 2 | 5 | 1 | 1 | 66 | 5 | 1 | 2 | 23 | 3 | | 50 | 8 | 1 | 16 | 0 | | 970 | 15 | 3 | 1 | 2 | 4 | 5 | 12 | 3 | 5 | 1 | 1 | 2 | 2,061 | 53 | 2,114 |
| South Ballajura Primary School | 807 | 28 | 5 | 1 | | 2 | 104 | 9 | 1 | 3 | 36 | 3 | | 36 | 1 | 1 | 26 | 2 | 1 | 1,079 | 21 | 4 | 2 | 3 | 2 | 5 | 7 | 2 | 3 | 2 | 3 | 2 | 2,204 | 104 | 2,308 |
| West Swan Hall | 622 | 8 | | 4 | | | 27 | 2 | 1 | | 16 | 0 | 1 | 13 | 2 | | 3 | 1 | 1 | 347 | 6 | 1 | 1 | | 1 | 1 | 1 | 2 | 0 | 2 | 0 | 1,064 | 32 | 1,096 | |
| Total Ordinary | 7,735 | 185 | 19 | 32 | 7 | 14 | 752 | 64 | 8 | 9 | 220 | 19 | 2 | 333 | 33 | 8 | 178 | 11 | 6 | 7,988 | 135 | 37 | 15 | 19 | 18 | 32 | 50 | 24 | 36 | 8 | 18 | 9 | 18,041 | 576 | 18,617 |
| Absent Votes | 1,115 | 44 | 6 | 8 | 2 | 0 | 162 | 15 | 5 | 10 | 57 | 7 | 4 | 57 | 8 | 1 | 42 | 1 | 1 | 843 | 38 | 4 | 4 | 0 | 5 | 4 | 5 | 4 | 12 | 2 | 3 | 4 | 2,475 | 101 | 2,576 |
| Early Votes (by Post) | 627 | 21 | 1 | 6 | 0 | 2 | 49 | 5 | 0 | 3 | 19 | 4 | 1 | 20 | 4 | 1 | 18 | 1 | 0 | 586 | 8 | 6 | 1 | 0 | 1 | 7 | 3 | 2 | 5 | 2 | 2 | 2 | 1,410 | 19 | 1,429 |
| Early Votes (In Person) | 483 | 15 | 1 | 0 | 2 | 0 | 40 | 2 | 1 | 1 | 23 | 4 | 1 | 8 | 2 | 1 | 11 | 0 | 0 | 406 | 12 | 0 | 2 | 3 | 1 | 5 | 5 | 0 | 0 | 1 | 2 | 1,040 | 31 | 1,071 | |
| Provisional Votes | 15 | 1 | 0 | 0 | 0 | 0 | 2 | 0 | 0 | 0 | 0 | 0 | 0 | 0 | 0 | 0 | 3 | 0 | 0 | 11 | 0 | 1 | 0 | 0 | 0 | 0 | 0 | 1 | 0 | 0 | 0 | 0 | 34 | 0 | 34 |
| Special Institutions, Hospitals & Remotes | 15 | 0 | 0 | 0 | 0 | 0 | 0 | 0 | 0 | 0 | 0 | 0 | 0 | 0 | 0 | 0 | 0 | 0 | 0 | 4 | 0 | 0 | 0 | 0 | 0 | 0 | 0 | 0 | 0 | 0 | 0 | 19 | 2 | 21 | |
| Subtotal | 2,255 | 81 | 8 | 14 | 4 | 2 | 253 | 22 | 6 | 14 | 99 | 15 | 6 | 85 | 14 | 3 | 74 | 2 | 1 | 1,850 | 58 | 11 | 7 | 3 | 7 | 16 | 13 | 12 | 17 | 4 | 6 | 8 | 4,978 | 153 | 5,131 |
| TOTAL | 9,990 | 266 | 27 | 46 | 11 | 16 | 1,005 | 86 | 14 | 23 | 319 | 34 | 8 | 418 | 47 | 11 | 252 | 13 | 7 | 9,838 | 193 | 48 | 22 | 22 | 25 | 48 | 63 | 36 | 53 | 12 | 24 | 17 | 23,019 | 729 | 23,748 |



North Metropolitan Region

9 March 2013 State General Election



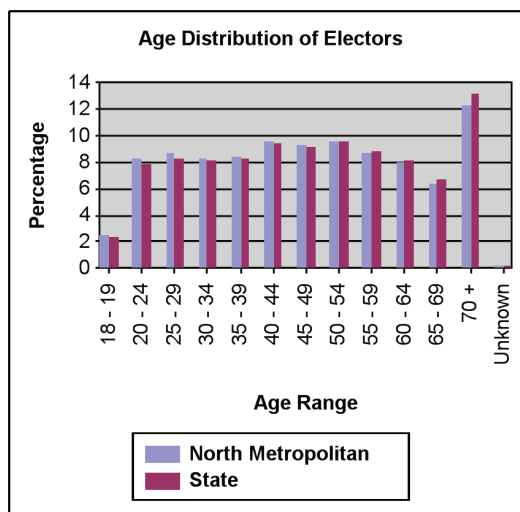
| Returning Officer |
|-------------------|
| Greg RICKIE |

| No. of Members to be elected |
|------------------------------|
| 6 |

| Quota Required |
|---|
| No. of formal votes +1 |
| [(No. of MLCs to be elected) + 1] |
| 309887 + 1 = 44270 |
| 6 + 1 |
| Note: The quota is the minimum number of votes required by a candidate to be elected. |

| Elected Candidates for North Metropolitan Region | | |
|--|--------------------------------|---------------|
| Order Elected | Candidate (Full Name) | Party |
| 1 | COLLIER, Peter Charles | Liberal Party |
| 2 | TRAVERS, Kenneth Dunstan Elder | WA Labor |
| 3 | MISCHIN, Michael | Liberal Party |
| 4 | RAVLICH, Ljiljana Maria | WA Labor |
| 5 | BEHJAT, Elizabeth Lloyd | Liberal Party |
| 6 | KATSAMBANIS, Peter | Liberal Party |

| Regional Summary and Electors as at Close of Roll | | | | |
|---|-------------------------|----------------|----------------|----------------|
| District | Area (km ²) | Males | Females | Total |
| Balcatta | 20 | 11,868 | 13,203 | 25,071 |
| Butler | 546 | 13,533 | 15,042 | 28,575 |
| Carine | 21 | 11,914 | 12,544 | 24,458 |
| Churchlands | 31 | 12,465 | 13,237 | 25,702 |
| Cottesloe | 32 | 11,718 | 13,246 | 24,964 |
| Girrawheen | 26 | 12,899 | 13,615 | 26,514 |
| Hillarys | 20 | 12,018 | 12,566 | 24,584 |
| Joondalup | 30 | 11,709 | 12,123 | 23,832 |
| Kingsley | 21 | 12,105 | 12,761 | 24,866 |
| Nedlands | 21 | 11,720 | 12,720 | 24,440 |
| Ocean Reef | 25 | 12,239 | 12,692 | 24,931 |
| Perth | 23 | 13,298 | 12,765 | 26,063 |
| Scarborough | 20 | 11,596 | 13,074 | 24,670 |
| Wanneroo | 102 | 12,302 | 13,105 | 25,407 |
| Total | 938 | 171,384 | 182,693 | 354,077 |



| Quota = 44,270 | | 9 March 2013 State General Election North Metropolitan Region (Legislative Council) Detailed Results Report 6 Candidates to be Elected | | | | | | | | | | | | | | | | | | | | | | | | | | |
|--------------------|-------------|---|----------------------|----------------------|--------------------|-------------------|-------------------|-------------------|---------------------|----------------|-----------------------|-----------------|------------------|----------------|--------------------|---------------------|-------------------|----------------------|------------------|-------------------|---------------|-------------------|----------------|----------------------|-------------------|-------------------|--------|--------|
| | | ALP | | | | | | LIB | | | | | FFP | | GRN | | | SFP | | ACP | | IND | IND | IND | IND | Lost Fractions | TOTALS | |
| | | TRIVERS, Ken | RAVLICH, Ljiljana | PRITCHARD, Martin | McDONALD, Laine | SEYMOUR, Sarah | MARTON, Rebeka | COLLIER, Peter | MISCHIN, Michael | BEHJAT, Liz | KATSAMBANIS, Peter | IRWIN, Elise | COLLINS, Paul | HENG, Henry | CROKER, Douglas | POUSTIE, Cameron | BROWN, Rebecca | AQUILINA, Heather | BEDFORD, Paul | STUBBS, D'arne | MORAN, Ray | LABORDUS, Rudy | AVERY, Noel | SMITH, Angela. W. | THORP, Douglas | TUCAK, Michael | | |
| First Preferences | 89334 | 538 | 246 | 212 | 261 | 301 | 175260 | 281 | 244 | 119 | 291 | 672 | 2845 | 65 | 26435 | 573 | 319 | 3369 | 46 | 4664 | 115 | 1294 | 1089 | 306 | 1008 | 0 | 309887 | |
| COLLIER, Peter | Elected 1st | 0 | 26 | 2 | 5 | 4 | -130990 | 130560 | 71 | 30 | 62 | 168 | 6 | 1 | 16 | 3 | 2 | 4 | 2 | 2 | 1 | 3 | 0 | 1 | 2 | 11 | 0 | |
| TRIVERS, Ken | Elected 2nd | 89334 | 564 | 248 | 217 | 265 | 309 | 44270 | 130841 | 315 | 149 | 353 | 840 | 2851 | 66 | 26451 | 576 | 321 | 3373 | 48 | 4666 | 116 | 1297 | 1089 | 307 | 1010 | 11 | 309887 |
| MISCHIN, Michael | Elected 3rd | 0 | 0 | 5 | 1 | 2 | 0 | 0 | 6 | 3 | 2 | 3 | 5 | 1 | 20 | 3 | 0 | 0 | 0 | 1 | 0 | 1 | 0 | 0 | 1 | 8 | 0 | |
| RAVLICH, Ljiljana | Elected 4th | 44270 | 45369 | 358 | 248 | 291 | 347 | 44270 | 130841 | 321 | 152 | 355 | 843 | 2856 | 67 | 26471 | 579 | 321 | 3373 | 48 | 4667 | 116 | 1298 | 1089 | 307 | 1011 | 19 | 309887 |
| BEHJAT, Liz | Elected 5th | 0 | -1099 | 1090 | 1 | 2 | 0 | 0 | 0 | 0 | 0 | 0 | 0 | 0 | 0 | 0 | 0 | 0 | 0 | 0 | 0 | 0 | 0 | 0 | 0 | 6 | 0 | |
| STUBBS, D'arne | Excluded | 44270 | 44270 | 1453 | 250 | 295 | 353 | 44270 | 44270 | 86704 | 211 | 386 | 890 | 2859 | 67 | 26477 | 580 | 321 | 3374 | 48 | 4668 | 116 | 1299 | 1089 | 307 | 1013 | 47 | 309887 |
| CROKER, Douglas | Excluded | 0 | 0 | 3 | 0 | 0 | 2 | 0 | -42434 | 42323 | 70 | 14 | 0 | 0 | 1 | 0 | 0 | 0 | 0 | 0 | 0 | 0 | 0 | 0 | 0 | 0 | 21 | 0 |
| LABORDUS, Rudy | Excluded | 44270 | 44270 | 1456 | 250 | 295 | 355 | 44270 | 44270 | 44270 | 42534 | 456 | 904 | 2859 | 67 | 26478 | 580 | 321 | 3374 | 48 | 4668 | 116 | 1299 | 1089 | 307 | 1013 | 68 | 309887 |
| McDONALD, Laine | Excluded | 0 | 0 | 0 | 0 | 0 | 0 | 0 | 0 | 0 | 0 | 0 | 5 | 0 | 0 | 0 | 0 | 3 | 0 | 95 | -116 | 7 | 0 | 1 | 2 | 0 | 0 | |
| THORP, Douglas | Excluded | 44270 | 44270 | 1457 | 251 | 295 | 357 | 44270 | 44270 | 44270 | 42536 | 458 | 904 | 2913 | 0 | 26482 | 584 | 326 | 3417 | 0 | 4669 | 116 | 1299 | 1089 | 307 | 1014 | 69 | 309887 |
| AQUILINA, Heather | Excluded | 0 | 0 | 2 | 0 | 1 | 0 | 0 | 0 | 0 | 0 | 0 | 0 | 0 | 7 | 4 | 1 | 1 | 0 | 0 | 1 | 0 | 5 | 0 | 0 | 6 | 0 | |
| SEYMOUR, Sarah | Excluded | 44270 | 44270 | 1459 | 251 | 295 | 357 | 44270 | 44270 | 44270 | 42536 | 458 | 904 | 2913 | 0 | 26482 | 584 | 326 | 3420 | 0 | 4764 | 0 | 1306 | 1089 | 308 | 1016 | 69 | 309887 |
| IRWIN, Elise | Excluded | 0 | 0 | 100 | -251 | 74 | 26 | 0 | 0 | 7 | 9 | 7 | 3 | 0 | 7 | 4 | 1 | 1 | 0 | 1 | 0 | 5 | 0 | 0 | 0 | 6 | 0 | |
| MARTON, Rebeka | Excluded | 44270 | 44270 | 1559 | 0 | 369 | 383 | 44270 | 44270 | 44270 | 42543 | 467 | 911 | 2916 | 0 | 26489 | 588 | 327 | 3421 | 0 | 4765 | 0 | 1311 | 1089 | 308 | 1016 | 75 | 309887 |
| BROWN, Rebecca | Excluded | 0 | 0 | 4 | 0 | 0 | 2 | 0 | 0 | 1 | 0 | 1 | 1 | 0 | 0 | 0 | 0 | 0 | 0 | 2 | 0 | 16 | 24 | -308 | 256 | 1 | 0 | |
| SMITH, Angela. W. | Excluded | 44270 | 44270 | 1563 | 0 | 369 | 385 | 44270 | 44270 | 44270 | 42544 | 467 | 912 | 2917 | 0 | 26489 | 588 | 327 | 3421 | 0 | 4767 | 0 | 1327 | 1113 | 0 | 1272 | 76 | 309887 |
| CROKER, Douglas | Excluded | 0 | 0 | 3 | 0 | 3 | 1 | 0 | 0 | 1 | 2 | 2 | 2 | 0 | 25 | 277 | -327 | 0 | 0 | 3 | 0 | 3 | 1 | 0 | 2 | 2 | 0 | |
| LABORDUS, Rudy | Excluded | 44270 | 44270 | 1566 | 0 | 372 | 386 | 44270 | 44270 | 44270 | 42545 | 469 | 914 | 2919 | 0 | 26514 | 865 | 0 | 3421 | 0 | 4770 | 0 | 1330 | 1114 | 0 | 1274 | 78 | 309887 |
| McDONALD, Laine | Excluded | 0 | 0 | 126 | 0 | -372 | 206 | 0 | 0 | 6 | 6 | 4 | 3 | 0 | 3 | 7 | 0 | 1 | 0 | 0 | 0 | 0 | 2 | 0 | 0 | 8 | 0 | |
| THORP, Douglas | Excluded | 44270 | 44270 | 1692 | 0 | 592 | 44270 | 44270 | 44270 | 42551 | 475 | 918 | 2922 | 0 | 26517 | 872 | 0 | 3422 | 0 | 4770 | 0 | 1330 | 1116 | 0 | 1274 | 86 | 309887 | |
| AQUILINA, Heather | Excluded | 0 | 0 | 5 | 0 | 0 | 8 | 0 | 0 | 0 | 164 | -475 | 248 | 8 | 6 | 6 | 0 | 3 | 0 | 3 | 0 | 3 | 4 | 0 | 1 | 16 | 0 | |
| SEYMOUR, Sarah | Excluded | 44270 | 44270 | 1697 | 0 | 600 | 44270 | 44270 | 44270 | 42715 | 0 | 1166 | 2930 | 0 | 26523 | 878 | 0 | 3425 | 0 | 4773 | 0 | 1333 | 1120 | 0 | 1275 | 102 | 309887 | |
| IRWIN, Elise | Excluded | 0 | 0 | 529 | 0 | 0 | -600 | 0 | 0 | 14 | 0 | 10 | 2 | 0 | 8 | 13 | 0 | 2 | 0 | 1 | 0 | 1 | 5 | 0 | 3 | 12 | 0 | |
| MARTON, Rebeka | Excluded | 44270 | 44270 | 2226 | 0 | 0 | 0 | 44270 | 44270 | 44270 | 42729 | 0 | 1176 | 2932 | 0 | 26531 | 891 | 0 | 3427 | 0 | 4774 | 0 | 1334 | 1125 | 0 | 1278 | 114 | 309887 |
| BROWN, Rebecca | Excluded | 0 | 0 | 20 | 0 | 0 | 0 | 0 | 0 | 5 | 0 | 6 | 4 | 0 | 817 | -891 | 0 | 7 | 0 | 4 | 0 | 6 | 13 | 0 | 6 | 3 | 0 | |
| SMITH, Angela. W. | Excluded | 44270 | 44270 | 2246 | 0 | 0 | 0 | 44270 | 44270 | 44270 | 42734 | 0 | 1182 | 2936 | 0 | 27348 | 0 | 0 | 3434 | 0 | 4778 | 0 | 1340 | 1138 | 0 | 1284 | 117 | 309887 |
| CROKER, Douglas | Excluded | 0 | 0 | 14 | 0 | 0 | 0 | 0 | 0 | 7 | 0 | 5 | 1 | 0 | 22 | 0 | 0 | 3 | 0 | 2 | 0 | 113 | -1138 | 0 | 971 | 0 | 0 | |
| LABORDUS, Rudy | Excluded | 44270 | 44270 | 2260 | 0 | 0 | 0 | 44270 | 44270 | 44270 | 42741 | 0 | 1187 | 2937 | 0 | 27370 | 0 | 0 | 3437 | 0 | 4780 | 0 | 1453 | 0 | 0 | 2255 | 117 | 309887 |
| McDONALD, Laine | Excluded | 0 | 0 | 38 | 0 | 0 | 0 | 0 | 0 | 1062 | 0 | -1187 | 13 | 0 | 19 | 0 | 0 | 13 | 0 | 4 | 0 | 13 | 0 | 0 | 6 | 19 | 0 | |
| SEYMOUR, Sarah | Excluded | 44270 | 44270 | 2298 | 0 | 0 | 0 | 44270 | 44270 | 43803 | 0 | 0 | 2950 | 0 | 27389 | 0 | 0 | 3450 | 0 | 4784 | 0 | 1466 | 0 | 0 | 0 | 2261 | 136 | 309887 |
| THORP, Douglas | Excluded | 0 | 0 | 10 | 0 | 0 | 0 | 0 | 0 | 10 | 0 | 0 | 5 | 0 | 21 | 0 | 0 | 8 | 0 | 11 | 0 | -1466 | 0 | 0 | 1399 | 2 | 0 | |
| AQUILINA, Heather | Excluded | 44270 | 44270 | 2308 | 0 | 0 | 0 | 44270 | 44270 | 44270 | 43813 | 0 | 0 | 2955 | 0 | 27410 | 0 | 0 | 3458 | 0 | 4795 | 0 | 0 | 0 | 0 | 3660 | 138 | 309887 |
| SEYMOUR, Sarah | Excluded | 0 | 0 | -2308 | 0 | 0 | 0 | 0 | 0 | 444 | 0 | 0 | 151 | 0 | 1490 | 0 | 0 | 40 | 0 | 39 | 0 | 0 | 0 | 0 | 0 | 123 | 21 | 0 |
| HENG, Henry | Excluded | 44270 | 44270 | 0 | 0 | 0 | 0 | 44270 | 44270 | 44257 | 0 | 0 | 3106 | 0 | 28900 | 0 | 0 | 3498 | 0 | 4834 | 0 | 0 | 0 | 0 | 0 | 3783 | 159 | 309887 |
| KATSAMBANIS, Peter | Elected 6th | 0 | 0 | 0 | 0 | 0 | 0 | 0 | 0 | 61 | 0 | 0 | -2845 | 0 | 52 | 0 | 0 | 15 | 0 | 2703 | 0 | 0 | 0 | 0 | 0 | 14 | 0 | |
| | | 44270 | 44270 | 0 | 0 | 0 | 0 | 44270 | 44270 | 44318 | 0 | 0 | 261 | 0 | 28952 | 0 | 0 | 3513 | 0 | 7537 | 0 | 0 | 0 | 0 | 0 | 3797 | 159 | 309887 |

| 9 March 2013 State General Election North Metropolitan Region (Legislative Council) First Preference Analysis by Polling Place Report Balcatta | | | | | | | | | | | | | | | | | | | | | | | | | | | | | | | | | | | | | |
|---|-----------------------|----------------------|--------------------|-------------------|-------------------|-------------------|---------------------|----------------|-----------------------|-----------------|------------------|----------------|--------------------|---------------------|-------------------|----------------------|------------------|------------------|---------------|-------------------|----------------|----------------------|-------------------|-------------------|-----------|-----------|-----------|-----------|-----------|-----------|-----------|----------|-------------------------|-----------|---------------|------------|---------------|
| ALP | | | | | | | LIB | | | | | | FFP | | GRN | | | SFP | | ACP | | IND | | IND | | IND | | IND | | | | | | | | | |
| TRAVERS, Ken | RAVLICH, Lijljanna | PRITCHARD, Martin | MCDONALD, Laine | SEYMOUR, Sarah | MARTON, Rebeka | COLLIER, Peter | MISCHIN, Michael | BEHJAT, Liz | KATSAMBANIS, Peter | IRWIN, Elise | COLLINS, Paul | HENG, Henry | CROKER, Douglas | POUSTIE, Cameron | BROWN, Rebecca | AQUILINA, Heather | BEDFORD, Paul | STUBBS, Darne | MORAN, Ray | LABORDUS, Rudy | AVERY, Noel | SMITH, Angela. W. | THORP, Douglas | TUCAK, Michael | | | | | | | | | | | | | |
| Ticket | Pref | | | | | Ticket | Pref | | | | | Ticket | Pref | | | | Ticket | Pref | | Ticket | Pref | | Ticket | Pref | Ticket | Pref | Ticket | Pref | Ticket | Pref | Ticket | Pref | Total Valid Votes | Informal | Totals | | |
| Polling Places | | | | | | | | | | | | | | | | | | | | | | | | | | | | | | | | | | | | | |
| Balcatta Gospel Hall | 251 | 10 | 3 | | | 1 | 264 | 3 | | 1 | 1 | 1 | 4 | 1 | | | 31 | 4 | 1 | 5 | 1 | | 11 | 1 | 2 | 1 | 1 | 1 | 0 | 0 | 0 | 0 | 598 | 46 | 644 | | |
| Balcatta Primary School | 762 | 10 | 3 | 5 | 2 | 4 | 1,039 | 20 | 1 | 4 | | 4 | 15 | 1 | 2 | | 120 | 5 | 3 | 1 | 13 | 0 | 32 | 0 | 10 | 1 | 1 | 0 | 1 | 0 | 2 | 1 | 2,070 | 97 | 2,167 | | |
| Balcatta Senior High School | 953 | 25 | 6 | 3 | | 1 | 1,552 | 20 | 2 | 4 | | 3 | 18 | 1 | | | 89 | 4 | 3 | 3 | 17 | 5 | 31 | 0 | 2 | 5 | 4 | 3 | 0 | 0 | 1 | 2 | 2,762 | 125 | 2,887 | | |
| Glendale Primary School | 528 | 12 | 5 | | 1 | 5 | 797 | 13 | | 1 | | 3 | 18 | 0 | | | 128 | 10 | 2 | | 23 | 3 | 25 | 1 | 6 | 2 | 4 | 1 | 1 | 0 | 2 | 1 | 1,595 | 36 | 1,631 | | |
| Osborne Park Community Centre | 503 | 16 | 5 | 1 | | 3 | 592 | 11 | 1 | | | 4 | 9 | 1 | 1 | | 110 | 10 | 1 | 3 | 11 | 2 | 18 | 4 | 3 | 2 | 6 | 1 | 2 | 1 | 0 | 4 | 1,327 | 45 | 1,372 | | |
| Osborne Park Hospital | 354 | 11 | 1 | | | 2 | 655 | 8 | 1 | 2 | | 1 | 12 | 1 | | | 51 | 7 | | 2 | 7 | 0 | 18 | 0 | 2 | 0 | 4 | 0 | 0 | 1 | 0 | 1,143 | 35 | 1,178 | | | |
| Osborne Primary School | 618 | 27 | 4 | 1 | 2 | 3 | 977 | 16 | 7 | | 1 | 3 | 20 | 5 | | | 134 | 12 | 3 | | 19 | 2 | 17 | 3 | 5 | 1 | 5 | 1 | 2 | 1 | 2 | 2 | 1,895 | 65 | 1,960 | | |
| St Denis School | 513 | 10 | 4 | 1 | | 2 | 791 | 21 | 1 | 1 | | 6 | 12 | 3 | 2 | | 121 | 13 | 3 | 1 | 9 | 1 | 17 | 2 | 4 | 2 | 4 | 2 | 1 | 1 | 3 | 2 | 1,555 | 44 | 1,599 | | |
| Takari Primary School | 830 | 26 | 7 | 3 | 1 | 2 | 1,049 | 16 | 1 | 2 | | 1 | 5 | 20 | 1 | | 93 | 8 | 5 | | 19 | 2 | 26 | 1 | 3 | 0 | 5 | 0 | 3 | 0 | 4 | 2 | 2,140 | 89 | 2,229 | | |
| Tuart Hill Primary School | 699 | 14 | 4 | 5 | 4 | 1 | 891 | 14 | 2 | | 1 | 5 | 29 | 2 | | | 173 | 10 | 5 | | 23 | 1 | 16 | 3 | 5 | 2 | 3 | 0 | 2 | 0 | 3 | 2 | 1,928 | 62 | 1,990 | | |
| Total Ordinary | 6,011 | 161 | 42 | 19 | 10 | 17 | 8,607 | 142 | 9 | 22 | 5 | 14 | 35 | 157 | 16 | 5 | 1,050 | 83 | 26 | 10 | 146 | 17 | 1 | 211 | 15 | 9 | 42 | 16 | 37 | 8 | 12 | 3 | 18 | 16 | 17,013 | 644 | 17,657 |
| Absent Votes | 538 | 23 | 6 | 5 | 1 | 2 | 989 | 18 | 1 | 5 | 3 | 0 | 3 | 17 | 1 | 2 | 193 | 19 | 10 | 1 | 36 | 4 | 0 | 30 | 3 | 0 | 5 | 2 | 1 | 1 | 2 | 0 | 3 | 2 | 1,929 | 54 | 1,983 |
| Early Votes (by Post) | 541 | 15 | 4 | 3 | 0 | 0 | 764 | 19 | 4 | 0 | 1 | 0 | 3 | 23 | 2 | 0 | 70 | 2 | 8 | 2 | 9 | 0 | 0 | 29 | 1 | 1 | 6 | 2 | 2 | 1 | 2 | 0 | 5 | 2 | 1,524 | 30 | 1,554 |
| Early Votes (In Person) | 317 | 9 | 3 | 1 | 0 | 1 | 625 | 12 | 2 | 1 | 1 | 0 | 3 | 12 | 1 | 0 | 83 | 7 | 4 | 2 | 12 | 1 | 0 | 9 | 3 | 3 | 5 | 1 | 4 | 0 | 0 | 0 | 1 | 1,124 | 30 | 1,154 | |
| Provisional Votes | 6 | 0 | 0 | 0 | 0 | 0 | 6 | 1 | 0 | 0 | 0 | 0 | 0 | 0 | 0 | 0 | 0 | 0 | 0 | 0 | 1 | 0 | 0 | 0 | 1 | 0 | 0 | 0 | 0 | 0 | 0 | 0 | 0 | 16 | 0 | 16 | |
| Special Institutions, Hospitals & Remotes | 63 | 0 | 1 | 0 | 0 | 0 | 71 | 0 | 0 | 0 | 0 | 0 | 1 | 0 | 0 | 0 | 2 | 1 | 0 | 0 | 0 | 0 | 0 | 1 | 0 | 0 | 0 | 0 | 0 | 0 | 0 | 0 | 0 | 140 | 7 | 147 | |
| Subtotal | 1,465 | 47 | 14 | 9 | 1 | 3 | 2,455 | 50 | 7 | 6 | 5 | 0 | 9 | 53 | 4 | 2 | 348 | 29 | 22 | 5 | 58 | 5 | 0 | 69 | 8 | 4 | 16 | 5 | 8 | 2 | 4 | 0 | 8 | 5 | 4,733 | 121 | 4,854 |
| TOTAL | 7,476 | 208 | 56 | 28 | 11 | 20 | 11,062 | 192 | 16 | 28 | 10 | 14 | 44 | 210 | 20 | 7 | 1,398 | 112 | 48 | 15 | 204 | 22 | 1 | 280 | 23 | 13 | 58 | 21 | 45 | 10 | 16 | 3 | 26 | 21 | 21,746 | 765 | 22,511 |

| 9 March 2013 State General Election North Metropolitan Region (Legislative Council) First Preference Analysis by Polling Place Report Butler | | | | | | | | | | | | | | | | | | | | | | | | | | | | | | | | | | | | | | |
|---|--------------|-----------------|----------------------|----------------------|--------------------|-------------------|-------------------|-------------------|---------------------|----------------|-----------------------|-----------------|------------------|----------------|--------------------|---------------------|-------------------|----------------------|------------------|-------------------|---------------|-------------------|----------------|----------------------|-------------------|-------------------|-----------|-----------|-----------|-----------|----------|-------------------------|----------|-----------|-----------|---------------|------------|---------------|
| | | ALP | | | | | | LIB | | | | | | FFP | | GRN | | | SFP | | ACP | | IND | | IND | | IND | | IND | | | | | | | | | |
| | | TRAVERS, Ken | RAVLICH, Ljiljana | PRITCHARD, Martin | McDONALD, Laine | SEYMOUR, Sarah | MARTON, Rebeka | COLLIER, Peter | MISCHIN, Michael | BEHJAT, Liz | KATSAMBANIS, Peter | IRWIN, Elise | COLLINS, Paul | HENG, Henry | CROKER, Douglas | POUSTIE, Cameron | BROWN, Rebecca | AQUILINA, Heather | BEDFORD, Paul | STUBBS, D'aine | MORAN, Ray | LABORDUS, Rudy | AVERY, Noel | SMITH, Angela. W. | THORP, Douglas | TUCAK, Michael | | | | | | | | | | | | |
| | | Ticket | Pref | | | | | Ticket | Pref | | | | Ticket | Pref | | | | Ticket | Pref | | Ticket | Pref | | Ticket | Pref | Ticket | Pref | Ticket | Pref | Ticket | Pref | Total Valid Votes | Informal | Totals | | | | |
| Polling Places | | | | | | | | | | | | | | | | | | | | | | | | | | | | | | | | | | | | | | |
| Butler Primary School | 813 | 25 | 3 | 2 | 2 | 4 | 1 | 1,075 | 17 | 2 | 1 | 2 | 5 | 5 | 38 | 1 | 2 | 128 | 13 | 2 | 2 | 49 | 0 | 1 | 18 | 2 | 1 | 1 | 6 | 0 | 0 | 0 | 0 | 0 | 2,221 | 56 | 2,277 | |
| Clarkson Community High School | 877 | 29 | 5 | 2 | 4 | 2 | 2 | 653 | 15 | 1 | 3 | 3 | 27 | 6 | 3 | 145 | 9 | 3 | 34 | 4 | 2 | 34 | 1 | 1 | 6 | 1 | 3 | 1 | 0 | 0 | 0 | 1 | 1,878 | 74 | 1,952 | | | |
| East Butler Primary School | 486 | 15 | 1 | 1 | 1 | 2 | 2 | 578 | 13 | 3 | 1 | 3 | 5 | 14 | 3 | 94 | 2 | 1 | 12 | 2 | 2 | 11 | 5 | 3 | 5 | 0 | 2 | 1 | 1 | 0 | 2 | 0 | 1,271 | 31 | 1,302 | | | |
| Merriwa Primary School | 1,060 | 48 | 7 | 5 | 2 | 3 | 7 | 1,130 | 27 | 4 | 2 | 2 | 2 | 35 | 1 | 1 | 152 | 10 | 1 | 3 | 31 | 4 | 22 | 5 | 1 | 4 | 1 | 2 | 1 | 3 | 1 | 3 | 2,581 | 109 | 2,690 | | | |
| Neerabup Primary School | 568 | 18 | 2 | 1 | 2 | 2 | 3 | 707 | 17 | 4 | 3 | 4 | 2 | 34 | 2 | 125 | 9 | 8 | 21 | 3 | 2 | 39 | 2 | 1 | 5 | 0 | 4 | 0 | 0 | 0 | 1 | 1,592 | 49 | 1,641 | | | | |
| Quinns Beach Primary School | 531 | 19 | 6 | 2 | 2 | 1 | 1 | 749 | 14 | 1 | 2 | 3 | 4 | 14 | 2 | 95 | 8 | 1 | 15 | 0 | 1 | 12 | 2 | 1 | 2 | 1 | 1 | 0 | 0 | 1 | 1 | 1 | 1,492 | 38 | 1,530 | | | |
| Quinns Rocks Primary School | 586 | 22 | 1 | 1 | 4 | 1 | 1 | 873 | 20 | 2 | 2 | 1 | 2 | 4 | 13 | 2 | 1 | 155 | 13 | 4 | 3 | 17 | 1 | 24 | 3 | 1 | 0 | 2 | 2 | 2 | 0 | 1 | 0 | 1 | 1,763 | 52 | 1,815 | |
| RAAFA Estate - Merriwa | 437 | 12 | 1 | 1 | 1 | 1 | 2 | 528 | 7 | 7 | 1 | 2 | 9 | 0 | 35 | 4 | 1 | 8 | 1 | 1 | 17 | 2 | 1 | 1 | 2 | 0 | 0 | 0 | 0 | 1 | 2 | 1,075 | 20 | 1,095 | | | | |
| Somerly Primary School | 751 | 18 | 5 | 4 | 2 | 2 | 3 | 849 | 9 | 1 | 2 | 4 | 5 | 28 | 2 | 126 | 8 | 2 | 26 | 1 | 22 | 3 | 1 | 3 | 1 | 5 | 0 | 1 | 0 | 2 | 1 | 1,890 | 65 | 1,955 | | | | |
| Two Rocks Primary School | 360 | 14 | 1 | 1 | 1 | 1 | 2 | 416 | 5 | 1 | 1 | 1 | 12 | 0 | 67 | 5 | 2 | 17 | 0 | 2 | 0 | 0 | 1 | 0 | 1 | 1 | 2 | 0 | 0 | 0 | 0 | 0 | 908 | 37 | 945 | | | |
| Yanchep District High School | 747 | 28 | 5 | 2 | 1 | 2 | 2 | 901 | 13 | 1 | 1 | 3 | 14 | 2 | 148 | 9 | 5 | 37 | 1 | 20 | 2 | 2 | 6 | 2 | 5 | 0 | 0 | 0 | 3 | 1 | 1,966 | 66 | 2,032 | | | | | |
| Total Ordinary | 7,216 | 248 | 35 | 17 | 21 | 19 | 24 | 8,459 | 157 | 19 | 15 | 6 | 26 | 34 | 238 | 21 | 9 | 1,270 | 90 | 30 | 20 | 267 | 17 | 9 | 221 | 27 | 10 | 34 | 11 | 31 | 6 | 7 | 2 | 10 | 11 | 18,637 | 597 | 19,234 |
| Absent Votes | 750 | 36 | 5 | 3 | 4 | 5 | 3 | 1,064 | 30 | 2 | 2 | 2 | 3 | 9 | 38 | 4 | 1 | 203 | 14 | 6 | 6 | 55 | 3 | 1 | 27 | 1 | 0 | 6 | 0 | 5 | 0 | 1 | 1 | 1 | 4 | 2,295 | 85 | 2,380 |
| Early Votes (by Post) | 598 | 19 | 1 | 1 | 2 | 1 | 3 | 603 | 16 | 0 | 2 | 0 | 4 | 1 | 14 | 0 | 0 | 55 | 3 | 3 | 1 | 22 | 2 | 0 | 21 | 5 | 0 | 6 | 3 | 1 | 3 | 1 | 0 | 0 | 3 | 1,394 | 18 | 1,412 |
| Early Votes (In Person) | 596 | 19 | 2 | 1 | 1 | 2 | 1 | 775 | 13 | 0 | 2 | 1 | 3 | 4 | 18 | 1 | 1 | 92 | 5 | 7 | 2 | 43 | 5 | 1 | 15 | 1 | 3 | 0 | 3 | 0 | 2 | 0 | 3 | 1 | 1,624 | 36 | 1,660 | |
| Provisional Votes | 12 | 1 | 0 | 0 | 0 | 0 | 0 | 9 | 0 | 0 | 0 | 0 | 0 | 1 | 0 | 0 | 0 | 3 | 0 | 0 | 0 | 1 | 0 | 0 | 0 | 0 | 0 | 0 | 0 | 0 | 0 | 0 | 0 | 0 | 0 | 27 | 2 | 29 |
| Special Institutions, Hospitals & Remotes | 51 | 0 | 0 | 0 | 0 | 0 | 0 | 49 | 1 | 0 | 0 | 0 | 0 | 4 | 0 | 0 | 0 | 4 | 0 | 0 | 1 | 0 | 0 | 1 | 0 | 0 | 0 | 0 | 0 | 0 | 0 | 0 | 0 | 0 | 0 | 112 | 2 | 114 |
| Subtotal | 2,007 | 75 | 8 | 5 | 7 | 8 | 7 | 2,500 | 60 | 2 | 6 | 3 | 10 | 14 | 75 | 5 | 2 | 357 | 22 | 16 | 9 | 121 | 10 | 2 | 64 | 7 | 1 | 16 | 3 | 10 | 3 | 4 | 1 | 4 | 8 | 5,452 | 143 | 5,595 |
| TOTAL | 9,223 | 323 | 43 | 22 | 28 | 27 | 31 | 10,959 | 217 | 21 | 21 | 9 | 36 | 48 | 313 | 26 | 11 | 1,627 | 112 | 46 | 29 | 388 | 27 | 11 | 285 | 34 | 11 | 50 | 14 | 41 | 9 | 11 | 3 | 14 | 19 | 24,089 | 740 | 24,829 |

| 9 March 2013 State General Election North Metropolitan Region (Legislative Council) First Preference Analysis by Polling Place Report Carine | | | | | | | | | | | | | | | | | | | | | | | | | | | | | | | | | | | | | | |
|---|--------------|-------------------|-------------------|-----------------|----------------|----------------|----------------|---------------|------------------|-------------|--------------------|--------------|---------------|-------------|------------|-----------------|------------------|--------------|----------------|-------------------|---------------|------------|----------------|------------|------------|----------------|-------------|-----------|-------------------|-----------|----------------|-----------|----------------|-----------|-------------------|---------------|------------|---------------|
| ALP | | | | | | | LIB | | | | | FFP | | GRN | | | SFP | | ACP | | IND | | IND | | IND | | IND | | | | | | | | | | | |
| TRAVERS, Ken | | RAVLICH, Lijlanna | PRITCHARD, Martin | McDONALD, Laine | SEYMOUR, Sarah | MARTON, Rebeka | COLLIER, Peter | | MISCHIN, Michael | BEHJAT, Liz | KATSAMBANIS, Peter | IRWIN, Elise | COLLINS, Paul | HENG, Henry | | CROKER, Douglas | POUSTIE, Cameron | | BROWN, Rebecca | AQUILINA, Heather | BEDFORD, Paul | | STUBBS, D'arne | MORAN, Ray | | LABORDUS, Rudy | AVERY, Noel | | SMITH, Angela. W. | | THORP, Douglas | | TUCAK, Michael | | | | | |
| Ticket | Pref | | | | | | Ticket | Pref | | | | | | Ticket | Pref | | Ticket | Pref | | | Ticket | Pref | | Ticket | Pref | | Ticket | Pref | Ticket | Pref | Ticket | Pref | Ticket | Pref | Total Valid Votes | Informal | Totals | |
| Polling Places | | | | | | | | | | | | | | | | | | | | | | | | | | | | | | | | | | | | | | |
| Carine Senior High School | 759 | 36 | 6 | 1 | 2 | 2 | 5 | 2,050 | 25 | 1 | 2 | 3 | 3 | 9 | 14 | 3 | 240 | 17 | 4 | | 21 | 2 | | 71 | 1 | 3 | 6 | 5 | 5 | 1 | 0 | 1 | 0 | 5 | 3,303 | 57 | 3,360 | |
| Davallia Primary School | 447 | 21 | 4 | | | | 2 | 1,208 | 15 | 1 | 2 | | 1 | 4 | 9 | 2 | 118 | 12 | 4 | 2 | 12 | 1 | | 49 | 3 | | 6 | 2 | 4 | 1 | 0 | 0 | 5 | 1 | 1,936 | 26 | 1,962 | |
| Duncraig Primary School | 468 | 18 | 1 | | | | 1 | 1,007 | 13 | 1 | | | 3 | 9 | 0 | | 191 | 16 | 1 | 2 | 16 | 2 | | 39 | 3 | | 4 | 1 | 6 | 1 | 0 | 0 | 5 | 2 | 1,810 | 39 | 1,849 | |
| Duncraig Senior High School | 173 | 4 | | 1 | | 3 | | 290 | 5 | | 1 | | | 1 | 4 | 1 | 50 | 3 | | | 5 | 0 | | 15 | 0 | | 3 | 0 | 0 | 0 | 0 | 4 | 0 | 564 | 15 | 579 | | |
| Glengarry Primary School | 522 | 15 | 6 | 5 | 1 | 2 | 5 | 1,122 | 20 | 5 | | 2 | 2 | 10 | 5 | | 172 | 8 | 1 | 3 | 16 | 3 | | 46 | 2 | | 1 | 0 | 6 | 0 | 2 | 0 | 2 | 1 | 1,987 | 37 | 2,024 | |
| Karrinyup Primary School | 582 | 24 | 4 | 1 | | 1 | 2 | 1,664 | 22 | 3 | 3 | | 3 | 5 | 11 | 0 | 195 | 19 | 3 | | 23 | 8 | 1 | 51 | 4 | 1 | 5 | 2 | 11 | 5 | 1 | 2 | 7 | 2 | 2,666 | 48 | 2,714 | |
| North Beach Community Centre | 174 | 9 | 1 | | | | | 508 | 6 | 1 | | | 1 | 3 | 0 | | 52 | 7 | | | 4 | 0 | | 15 | 3 | 2 | 0 | 0 | 0 | 1 | 0 | 0 | 0 | 1 | 788 | 8 | 796 | |
| North Beach Primary School | 443 | 16 | 1 | 1 | | 2 | | 1,057 | 9 | 2 | | | 1 | 6 | 2 | | 154 | 16 | 2 | 2 | 17 | 1 | | 33 | 6 | | 3 | 1 | 9 | 7 | 1 | 1 | 3 | 1,797 | 32 | 1,829 | | |
| Poynter Primary School | 349 | 13 | 1 | 2 | | 2 | 1 | 1,193 | 17 | 2 | 2 | 2 | 4 | 7 | 16 | 3 | 125 | 11 | | | 1 | 16 | 2 | 24 | 3 | | 3 | 2 | 3 | 1 | 1 | 0 | 0 | 1,808 | 202 | 2,010 | | |
| Total Ordinary | 3,917 | 156 | 24 | 11 | 3 | 12 | 16 | 10,099 | 132 | 16 | 10 | 10 | 10 | 33 | 82 | 16 | 3 | 1,297 | 109 | 15 | 10 | 130 | 19 | 1 | 343 | 25 | 6 | 31 | 13 | 44 | 17 | 5 | 5 | 24 | 15 | 16,659 | 464 | 17,123 |
| Absent Votes | 486 | 18 | 4 | 4 | 3 | 2 | 0 | 1,456 | 30 | 2 | 2 | 4 | 5 | 13 | 8 | 1 | 0 | 256 | 15 | 9 | 3 | 43 | 3 | 1 | 26 | 6 | 0 | 2 | 2 | 10 | 5 | 1 | 1 | 4 | 1 | 2,426 | 73 | 2,499 |
| Early Votes (by Post) | 318 | 9 | 2 | 3 | 0 | 2 | 0 | 893 | 18 | 3 | 0 | 1 | 4 | 5 | 8 | 2 | 0 | 74 | 5 | 2 | 0 | 13 | 2 | 0 | 19 | 2 | 0 | 2 | 0 | 3 | 2 | 4 | 0 | 2 | 0 | 1,398 | 19 | 1,417 |
| Early Votes (In Person) | 324 | 21 | 2 | 1 | 0 | 1 | 2 | 749 | 17 | 1 | 2 | 1 | 3 | 1 | 9 | 0 | 1 | 91 | 6 | 2 | 1 | 23 | 2 | 0 | 13 | 3 | 0 | 3 | 1 | 5 | 0 | 0 | 0 | 2 | 0 | 1,287 | 28 | 1,315 |
| Provisional Votes | 3 | 0 | 0 | 0 | 0 | 0 | 0 | 11 | 1 | 0 | 0 | 0 | 0 | 0 | 0 | 0 | 0 | 3 | 1 | 0 | 0 | 0 | 0 | 0 | 0 | 0 | 0 | 0 | 0 | 0 | 0 | 0 | 0 | 0 | 0 | 19 | 0 | 19 |
| Special Institutions, Hospitals & Remotes | 22 | 0 | 0 | 0 | 0 | 0 | 0 | 64 | 0 | 0 | 0 | 0 | 0 | 0 | 0 | 0 | 2 | 0 | 0 | 0 | 0 | 0 | 0 | 0 | 0 | 0 | 0 | 2 | 0 | 0 | 0 | 0 | 0 | 0 | 0 | 90 | 3 | 93 |
| Subtotal | 1,153 | 48 | 8 | 8 | 3 | 5 | 2 | 3,173 | 66 | 6 | 4 | 6 | 12 | 19 | 25 | 3 | 1 | 426 | 27 | 13 | 4 | 79 | 7 | 1 | 58 | 11 | 0 | 9 | 3 | 18 | 7 | 5 | 1 | 8 | 1 | 5,220 | 123 | 5,343 |
| TOTAL | 5,070 | 204 | 32 | 19 | 6 | 17 | 18 | 13,272 | 198 | 22 | 14 | 16 | 22 | 52 | 107 | 19 | 4 | 1,723 | 136 | 28 | 14 | 209 | 26 | 2 | 401 | 36 | 6 | 40 | 16 | 62 | 24 | 10 | 6 | 32 | 16 | 21,879 | 587 | 22,466 |

| 9 March 2013 State General Election North Metropolitan Region (Legislative Council) First Preference Analysis by Polling Place Report Churchlands | | | | | | | | | | | | | | | | | | | | | | | | | | | | | | | | | | | | |
|--|--------------|-----------------|----------------------|----------------------|--------------------|-------------------|-------------------|-------------------|---------------------|----------------|-----------------------|-----------------|------------------|----------------|--------------------|---------------------|-------------------|----------------------|------------------|-------------------|---------------|-------------------|----------------|----------------------|-------------------|-------------------|-----------|------------|-----------|-----------|----------|-------------------------|-----------|---------------|------------|---------------|
| | | ALP | | | | | | LIB | | | | | | FFP | | | GRN | | | | SFP | | ACP | | IND | | IND | | IND | | IND | | | | | |
| | | TRAVERS, Ken | RAVLICH, Ljiljana | PRITCHARD, Martin | McDONALD, Laine | SEYMOUR, Sarah | MARTON, Rebeka | COLLIER, Peter | MISCHIN, Michael | BEHJAT, Liz | KATSAMBANIS, Peter | IRWIN, Elise | COLLINS, Paul | HENG, Henry | CROKER, Douglas | POUSTIE, Cameron | BROWN, Rebecca | AQUILINA, Heather | BEDFORD, Paul | STUBBS, D'arne | MORAN, Ray | LABORDUS, Rudy | AVERY, Noel | SMITH, Angela, W. | THORP, Douglas | TUCAK, Michael | | | | | | | | | | |
| | | Ticket | Pref | | | | | Ticket | Pref | | | | Ticket | Pref | | Ticket | Pref | | Ticket | Pref | | Ticket | Pref | Ticket | Pref | Ticket | Pref | Ticket | Pref | Ticket | Pref | Total Valid Votes | Informal | Totals | | |
| Polling Places | | | | | | | | | | | | | | | | | | | | | | | | | | | | | | | | | | | | |
| Churchlands Primary School | 300 | 11 | 2 | 1 | 1 | 1 | 1,297 | 13 | 1 | 3 | | 2 | 7 | 27 | 3 | 132 | 12 | 3 | 3 | 14 | 2 | | 33 | 0 | 2 | 27 | 3 | 9 | 4 | 4 | 2 | 6 | 3 | 1,928 | 28 | 1,956 |
| Churchlands Primary School (Drive-in) | 10 | 4 | 1 | | | | 32 | 0 | | | | | | 1 | 0 | 3 | 1 | | 0 | 0 | | 1 | 0 | | 1 | 0 | 0 | 0 | 0 | 0 | 0 | 0 | 0 | 54 | 0 | 54 |
| City Beach Primary School | 214 | 10 | 1 | 1 | 3 | 1 | 1,326 | 22 | 1 | 1 | 2 | | 5 | 8 | 1 | 144 | 9 | 2 | 1 | 13 | 1 | | 13 | 0 | 1 | 17 | 6 | 12 | 2 | 1 | 0 | 1 | 4 | 1,823 | 29 | 1,852 |
| Floreat Park Pre-Primary Centre | 128 | 4 | | | | 1 | 515 | 8 | 2 | 1 | | | 4 | 4 | 0 | 70 | 10 | | | 3 | 1 | | 6 | 3 | | 5 | 3 | 2 | 1 | 0 | 0 | 0 | 1 | 772 | 6 | 778 |
| Floreat Park Primary School | 194 | 11 | 3 | 1 | 1 | 1 | 1,055 | 18 | 2 | 4 | 1 | | 2 | 7 | 2 | 104 | 10 | 2 | 1 | 11 | 2 | | 6 | 1 | | 5 | 3 | 14 | 0 | 1 | 0 | 6 | 4 | 1,467 | 12 | 1,479 |
| Holy Spirit School Hall | 223 | 10 | 2 | 1 | 2 | 2 | 1,159 | 14 | 2 | 4 | 1 | | 4 | 4 | 1 | 105 | 9 | 3 | 1 | 9 | 2 | | 16 | 3 | | 5 | 2 | 9 | 2 | 5 | 0 | 4 | 2 | 1,606 | 21 | 1,627 |
| Lake Monger Primary School | 431 | 20 | 2 | 2 | 3 | 2 | 693 | 9 | 1 | 2 | | | 12 | 1 | | 198 | 13 | 5 | 1 | 10 | 0 | | 17 | 4 | 2 | 10 | 5 | 7 | 3 | 1 | 1 | 6 | 4 | 1,467 | 48 | 1,515 |
| Wembley Church of Christ | 180 | 12 | | 2 | | 1 | 502 | 15 | | | 1 | 1 | 1 | 6 | 0 | 98 | 5 | 1 | 2 | 5 | 2 | | 10 | 3 | 1 | 4 | 2 | 8 | 0 | 3 | 0 | 4 | 2 | 871 | 14 | 885 |
| Wembley Downs Primary School | 415 | 14 | 1 | | 1 | 3 | 1,358 | 21 | 1 | 3 | 1 | 1 | 4 | 9 | 1 | 205 | 15 | 3 | 1 | 15 | 2 | | 22 | 3 | 1 | 22 | 4 | 14 | 2 | 2 | 1 | 6 | 4 | 2,156 | 20 | 2,176 |
| Wembley Primary School | 463 | 16 | 5 | 1 | 2 | 2 | 1,243 | 25 | 1 | 2 | 2 | 3 | 6 | 13 | 1 | 239 | 35 | 5 | 4 | 7 | 4 | | 26 | 4 | | 10 | 5 | 14 | 0 | 2 | 1 | 9 | 5 | 2,159 | 44 | 2,203 |
| West Leederville Primary School | 398 | 18 | 4 | | 2 | 3 | 886 | 11 | 1 | | 1 | 5 | 6 | 3 | | 184 | 24 | 2 | | 5 | 2 | | 18 | 1 | | 11 | 2 | 8 | 2 | 2 | 0 | 6 | 3 | 1,608 | 27 | 1,635 |
| Woodlands Primary School | 462 | 19 | 1 | | | 2 | 1,548 | 16 | 3 | 2 | 2 | 6 | 17 | 1 | | 200 | 20 | 7 | 1 | 7 | 1 | | 47 | 7 | | 24 | 6 | 18 | 2 | 2 | 7 | 0 | 2,431 | 54 | 2,485 | |
| Total Ordinary | 3,418 | 149 | 22 | 8 | 14 | 13 | 11,614 | 172 | 15 | 18 | 6 | 10 | 44 | 114 | 14 | 1,682 | 163 | 33 | 15 | 99 | 19 | | 215 | 29 | 7 | 141 | 41 | 115 | 18 | 23 | 7 | 55 | 32 | 18,342 | 303 | 18,645 |
| Absent Votes | 372 | 22 | 3 | 0 | 1 | 1 | 952 | 20 | 0 | 2 | 2 | 1 | 6 | 12 | 0 | 239 | 18 | 6 | 2 | 17 | 2 | 0 | 10 | 1 | 0 | 14 | 3 | 7 | 4 | 2 | 0 | 7 | 2 | 1,731 | 57 | 1,788 |
| Early Votes (by Post) | 305 | 8 | 4 | 0 | 4 | 0 | 937 | 8 | 1 | 1 | 2 | 1 | 2 | 7 | 2 | 88 | 7 | 2 | 7 | 10 | 3 | 0 | 26 | 4 | 1 | 9 | 2 | 10 | 2 | 4 | 0 | 3 | 4 | 1,468 | 15 | 1,483 |
| Early Votes (In Person) | 227 | 10 | 3 | 1 | 0 | 0 | 727 | 10 | 1 | 0 | 1 | 0 | 0 | 6 | 1 | 100 | 7 | 3 | 3 | 11 | 1 | 0 | 13 | 3 | 0 | 9 | 1 | 6 | 0 | 0 | 2 | 3 | 3 | 1,154 | 20 | 1,174 |
| Provisional Votes | 0 | 0 | 0 | 0 | 0 | 0 | 3 | 0 | 0 | 0 | 0 | 0 | 0 | 0 | 0 | 2 | 0 | 0 | 0 | 0 | 0 | 0 | 0 | 0 | 0 | 0 | 0 | 0 | 0 | 0 | 0 | 0 | 0 | 5 | 1 | 6 |
| Special Institutions, Hospitals & Remotes | 99 | 1 | 0 | 0 | 0 | 0 | 270 | 2 | 0 | 0 | 0 | 0 | 0 | 1 | 0 | 10 | 1 | 0 | 0 | 0 | 0 | 0 | 2 | 1 | 0 | 3 | 0 | 0 | 1 | 0 | 1 | 1 | 1 | 396 | 9 | 405 |
| Subtotal | 1,003 | 41 | 10 | 1 | 5 | 1 | 2,889 | 40 | 2 | 3 | 5 | 2 | 8 | 26 | 3 | 439 | 33 | 11 | 12 | 38 | 6 | 0 | 51 | 9 | 1 | 35 | 6 | 26 | 6 | 7 | 2 | 14 | 10 | 4,754 | 102 | 4,856 |
| TOTAL | 4,421 | 190 | 32 | 9 | 19 | 14 | 14,503 | 212 | 17 | 21 | 11 | 12 | 52 | 140 | 17 | 2,121 | 196 | 44 | 27 | 137 | 25 | 0 | 266 | 38 | 8 | 176 | 47 | 141 | 24 | 30 | 9 | 69 | 42 | 23,096 | 405 | 23,501 |

| 9 March 2013 State General Election North Metropolitan Region (Legislative Council) First Preference Analysis by Polling Place Report Cottesloe | | | | | | | | | | | | | | | | | | | | | | | | | | | | | | | | | | | | | | | |
|--|--|------------------|----------------------|----------------------|--------------------|-------------------|-------------------|-------------------|---------------------|----------------|-----------------------|-----------------|------------------|----------------|--------------------|---------------------|-------------------|----------------------|------------------|-------------------|---------------|-------------------|----------------|---------------------|-------------------|-------------------|------------|------------|-----------|-------------------------|-----------|-----------|------------|------------|---------------|---------------|---------------|---------------|-------|
| | | ALP | | | | | | LIB | | | | | | FFP | | GRN | | | SFP | | ACP | | IND | | IND | | IND | | IND | | | | | | | | | | |
| | | TRAYVERS, Ken | RAVLICH, Ljiljana | PRITCHARD, Martin | McDONALD, Laine | SEYMOUR, Sarah | MARTON, Rebeka | COLLIER, Peter | MISCHIN, Michael | BEHJAT, Liz | KATSAMBANIS, Peter | IRWIN, Elise | COLLINS, Paul | HENG, Henry | CROKER, Douglas | POUSTIE, Cameron | BROWN, Rebecca | AQUILINA, Heather | BEDFORD, Paul | STUBBS, D'aine | MORAN, Ray | LABORDUS, Rudy | EVERY, Noel | SMITH, Angela W. | THORP, Douglas | TUCAK, Michael | | | | | | | | | | | | | |
| | | Ticket | Pref | | | | | Ticket | Pref | | | | Ticket | Pref | | Ticket | Pref | | Ticket | Pref | | Ticket | Pref | Ticket | Pref | Ticket | Pref | Ticket | Pref | Total Valid Votes | Informal | Totals | | | | | | | |
| Polling Places | | | | | | | | | | | | | | | | | | | | | | | | | | | | | | | | | | | | | | | |
| | Cottesloe Civic Centre Lesser Hall | 299 | 13 | 2 | 1 | | 1 | 1,606 | 20 | 3 | 1 | | 2 | 3 | 6 | 1 | | 211 | 23 | 4 | 2 | 7 | 4 | | 16 | 1 | 1 | 14 | 4 | 5 | 2 | 2 | 2 | 0 | 15 | 4 | 2,273 | 27 | 2,300 |
| | Cottesloe Primary School | 162 | 12 | 5 | 1 | | 2 | 1,082 | 14 | 1 | 1 | | 4 | 6 | 0 | | | 118 | 11 | 2 | 2 | 8 | 1 | | 8 | 1 | 1 | 9 | 2 | 9 | 2 | 1 | 3 | 3 | 1,472 | 18 | 1,490 | | |
| | Freshwater Bay Primary School | 279 | 13 | | | 1 | | 1,472 | 25 | 4 | 1 | | 6 | 10 | 2 | 1 | | 178 | 15 | 2 | 2 | 13 | 3 | 1 | 21 | 1 | 12 | 2 | 9 | 1 | 2 | 0 | 7 | 5 | 2,090 | 34 | 2,124 | | |
| | Mosman Park Primary School | 498 | 23 | 3 | | | 2 | 1,100 | 10 | 1 | | | 3 | 9 | 0 | | | 261 | 17 | 6 | 3 | 11 | 3 | | 21 | 3 | 20 | 1 | 10 | 0 | 0 | 1 | 23 | 3 | 2,034 | 42 | 2,076 | | |
| | Mount Claremont Primary School | 430 | 16 | 4 | 1 | | 4 | 1,633 | 28 | 2 | 1 | | 8 | 13 | 2 | | | 265 | 25 | 2 | 3 | 21 | 2 | | 22 | 7 | 13 | 6 | 17 | 7 | 1 | 0 | 16 | 4 | 2,558 | 38 | 2,596 | | |
| | North Cottesloe Primary School | 283 | 11 | 2 | | 1 | 3 | 1,198 | 11 | 1 | 1 | | 2 | 2 | 1 | | | 198 | 17 | 7 | 3 | 8 | 1 | | 10 | 2 | 17 | 1 | 6 | 4 | 1 | 3 | 13 | 11 | 1,820 | 7 | 1,827 | | |
| | North Fremantle Primary School | 282 | 11 | 3 | | | 2 | 652 | 8 | 1 | | | 1 | 8 | 0 | | | 232 | 13 | 2 | 1 | 8 | 0 | | 7 | 2 | 10 | 3 | 2 | 1 | 0 | 0 | 13 | 6 | 1,269 | 22 | 1,291 | | |
| | Presbyterian Ladies' College | 51 | 2 | 1 | | | | 445 | 8 | | | | 2 | 1 | 0 | | | 27 | 1 | 1 | | 4 | 0 | | 5 | 2 | 6 | 0 | 5 | 0 | 1 | 0 | 2 | 1 | 565 | 5 | 570 | | |
| | Saint Hilda's Anglican School for Girls - Chidley Campus | 108 | 7 | | | | | 758 | 7 | 1 | | | 7 | 3 | 2 | | | 54 | 3 | | 1 | 5 | 0 | | 9 | 1 | 4 | 2 | 5 | 1 | 0 | 0 | 4 | 1 | 983 | 6 | 989 | | |
| | Saint Hilda's Anglican School for Girls - Chidley Campus (Drive-in) | 13 | 0 | | | | | 37 | 0 | | | | 0 | 0 | | | | 0 | 0 | | | 0 | 0 | | 0 | 0 | 2 | 0 | 0 | 0 | 0 | 0 | 0 | 0 | 0 | 52 | 4 | 56 | |
| | Swanbourne Primary School | 271 | 21 | | | 1 | 3 | 1,336 | 17 | 1 | 2 | | 5 | 7 | 1 | 2 | | 180 | 22 | 3 | 2 | 17 | 1 | | 16 | 2 | 21 | 6 | 8 | 0 | 1 | 15 | 9 | 1,973 | 26 | 1,999 | | | |
| | Total Ordinary | 2,676 | 129 | 23 | 2 | 4 | 11 | 11,319 | 148 | 15 | 7 | 9 | 41 | 65 | 9 | 3 | 1,724 | 147 | 27 | 19 | 102 | 15 | 1 | 135 | 22 | 2 | 128 | 27 | 76 | 18 | 8 | 6 | 111 | 47 | 17,089 | 229 | 17,318 | | |
| | Absent Votes | 328 | 9 | 6 | 1 | 1 | 2 | 1,259 | 30 | 3 | 1 | 4 | 1 | 7 | 6 | 2 | 0 | 289 | 19 | 5 | 5 | 25 | 6 | 0 | 16 | 3 | 1 | 8 | 4 | 6 | 2 | 4 | 1 | 10 | 6 | 2,071 | 68 | 2,139 | |
| | Early Votes (by Post) | 156 | 6 | 1 | 0 | 0 | 1 | 600 | 13 | 0 | 1 | 0 | 2 | 8 | 0 | 0 | 80 | 5 | 1 | 0 | 2 | 0 | 1 | 9 | 1 | 0 | 8 | 3 | 2 | 0 | 2 | 0 | 5 | 4 | 911 | 13 | 924 | | |
| | Early Votes (In Person) | 277 | 10 | 3 | 0 | 1 | 2 | 1,197 | 29 | 4 | 0 | 1 | 4 | 7 | 0 | 0 | 173 | 15 | 2 | 2 | 11 | 4 | 0 | 15 | 2 | 1 | 2 | 4 | 6 | 2 | 1 | 4 | 5 | 1,785 | 37 | 1,822 | | | |
| | Provisional Votes | 3 | 0 | 0 | 0 | 0 | 0 | 12 | 0 | 0 | 0 | 0 | 0 | 0 | 0 | 0 | 2 | 0 | 0 | 0 | 1 | 0 | 0 | 0 | 0 | 0 | 0 | 0 | 0 | 0 | 0 | 0 | 0 | 0 | 0 | 18 | 0 | 18 | |
| | Special Institutions, Hospitals & Remotes | 40 | 3 | 0 | 1 | 0 | 0 | 178 | 2 | 0 | 0 | 1 | 1 | 1 | 0 | 0 | 8 | 0 | 0 | 0 | 0 | 0 | 0 | 2 | 0 | 0 | 0 | 0 | 0 | 0 | 0 | 0 | 0 | 0 | 0 | 239 | 3 | 242 | |
| | Subtotal | 804 | 28 | 10 | 2 | 1 | 4 | 3,246 | 74 | 7 | 2 | 4 | 3 | 14 | 22 | 2 | 552 | 39 | 8 | 7 | 39 | 10 | 1 | 42 | 6 | 2 | 20 | 11 | 14 | 4 | 7 | 2 | 19 | 15 | 5,024 | 121 | 5,145 | | |
| | Total | 3,480 | 157 | 33 | 4 | 5 | 15 | 14,565 | 222 | 22 | 9 | 4 | 12 | 55 | 87 | 11 | 3 | 2,276 | 186 | 35 | 26 | 141 | 25 | 2 | 177 | 28 | 4 | 148 | 38 | 90 | 22 | 15 | 8 | 130 | 62 | 22,113 | 350 | 22,463 | |

| 9 March 2013 State General Election North Metropolitan Region (Legislative Council) First Preference Analysis by Polling Place Report Girrawheen | | | | | | | | | | | | | | | | | | | | | | | | | | | | | | | | | | | | | |
|---|--------------|--------------|--------------------|-------------------|-----------------|----------------|----------------|----------------|------------------|-------------|--------------------|--------------|---------------|-------------|-----------------|------------------|----------------|-------------------|---------------|----------------|------------|----------------|-------------|-------------------|----------------|----------------|-----------|-----------|-----------|-----------|-----------|----------|-------------------|-----------|---------------|------------|---------------|
| | | ALP | | | | | | LIB | | | | | | FFP | | GRN | | | SFP | | ACP | | IND | | IND | | IND | | IND | | | | | | | | |
| | | TRAVERS, Ken | RAVLICH, Lijijanna | PRITCHARD, Martin | McDONALD, Laine | SEYMOUR, Sarah | MARTON, Rebeka | COLLIER, Peter | MISCHIN, Michael | BEHJAT, Liz | KATSAMBANIS, Peter | IRWIN, Elise | COLLINS, Paul | HENG, Henry | CROKER, Douglas | POUSTIE, Cameron | BROWN, Rebecca | AQUILINA, Heather | BEDFORD, Paul | STUBBS, D'arne | MORAN, Ray | LABORDUS, Rudy | AVERY, Noel | SMITH, Angela. W. | THORP, Douglas | TUCAK, Michael | | | | | | | | | | | |
| | | Ticket | Pref | | | | Ticket | Pref | | | | | Ticket | Pref | | Ticket | Pref | | Ticket | Pref | | Ticket | Pref | | Ticket | Pref | Ticket | Pref | Ticket | Pref | Ticket | Pref | Total Valid Votes | Informal | Totals | | |
| Polling Places | | | | | | | | | | | | | | | | | | | | | | | | | | | | | | | | | | | | | |
| Ashdale Primary School | 918 | 18 | 7 | 4 | 1 | 5 | 1,596 | 31 | 1 | 5 | 1 | 3 | 8 | 65 | 5 | 1 | 117 | 3 | 3 | 17 | 2 | 45 | 3 | 1 | 8 | 2 | 7 | 0 | 1 | 0 | 1 | 1 | 2,885 | 78 | 2,963 | | |
| Church of Christ Warwick | 371 | 11 | 1 | | 1 | 3 | 479 | 6 | | | | | 2 | 9 | 0 | 1 | 67 | 6 | 1 | 7 | 2 | 25 | 2 | | 2 | 0 | 3 | 0 | 0 | 0 | 1 | 1 | 1,003 | 28 | 1,031 | | |
| East Hamersley Primary School | 346 | 5 | 2 | | | | 442 | 5 | | | | 3 | 2 | 7 | 1 | | 62 | 9 | 2 | 4 | 1 | 13 | 5 | 1 | 3 | 1 | 2 | 0 | 1 | 0 | 1 | 0 | 919 | 22 | 941 | | |
| Hudson Park Primary School | 936 | 26 | 10 | 5 | 2 | 6 | 430 | 13 | 3 | | | 2 | 6 | 39 | 1 | | 102 | 3 | 3 | 19 | 0 | 37 | 1 | | 4 | 1 | 4 | 0 | 1 | 1 | 3 | 2 | 1,666 | 86 | 1,752 | | |
| Landsdale Primary School | 1,169 | 15 | 4 | 6 | | | 1,737 | 15 | 2 | | 1 | 2 | 4 | 66 | 7 | 2 | 154 | 4 | | 35 | 1 | 75 | 5 | | 1 | 4 | 5 | 0 | 2 | 0 | 3 | 0 | 3,321 | 104 | 3,425 | | |
| Madeley Primary School | 643 | 11 | 2 | 1 | 1 | 1 | 1,205 | 10 | 2 | | | 1 | 2 | 36 | 4 | | 99 | 2 | 3 | 16 | 3 | 53 | 3 | | 4 | 0 | 1 | 1 | 0 | 0 | 1 | 1 | 2,106 | 37 | 2,143 | | |
| Marangaroo Family Centre | 945 | 21 | 2 | 1 | 2 | 4 | 609 | 10 | 1 | 1 | 1 | 5 | 46 | 1 | | 91 | 6 | 1 | 2 | 10 | 1 | 24 | 1 | 2 | 8 | 0 | 4 | 0 | 3 | 0 | 4 | 1 | 1,808 | 83 | 1,891 | | |
| Marangaroo Primary School | 1,017 | 30 | 5 | 2 | 3 | 2 | 786 | 18 | 1 | 1 | 5 | 4 | 33 | 0 | 1 | 117 | 9 | 1 | 22 | 0 | 28 | 2 | 2 | 4 | 2 | 3 | 1 | 0 | 1 | 2 | 0 | 2,106 | 105 | 2,211 | | | |
| Rawlinson Primary School | 931 | 28 | 9 | 1 | 3 | 1 | 641 | 21 | 3 | | 1 | 1 | 3 | 64 | 4 | 3 | 105 | 8 | 1 | 1 | 26 | 1 | 30 | 6 | 1 | 5 | 1 | 3 | 2 | 4 | 0 | 0 | 1,911 | 89 | 2,000 | | |
| Roseworth Primary School | 551 | 14 | 1 | 3 | | 1 | 286 | 3 | 1 | | | | 10 | 1 | | 73 | 7 | 1 | 3 | 14 | 1 | 38 | 1 | | 7 | 0 | 1 | 0 | 0 | 1 | 0 | 1,019 | 22 | 1,041 | | | |
| Total Ordinary | 7,827 | 179 | 43 | 23 | 13 | 19 | 8,211 | 132 | 14 | 7 | 4 | 19 | 36 | 375 | 24 | 8 | 987 | 57 | 16 | 8 | 170 | 12 | 2 | 368 | 29 | 7 | 46 | 11 | 33 | 4 | 12 | 2 | 17 | 6 | 18,744 | 654 | 19,398 |
| Absent Votes | 732 | 32 | 12 | 0 | 6 | 3 | 899 | 16 | 5 | 3 | 1 | 3 | 8 | 46 | 5 | 0 | 154 | 8 | 4 | 2 | 29 | 1 | 0 | 50 | 3 | 1 | 6 | 1 | 6 | 1 | 4 | 1 | 0 | 3 | 2,047 | 76 | 2,123 |
| Early Votes (by Post) | 489 | 12 | 5 | 1 | 2 | 3 | 536 | 11 | 4 | 1 | 1 | 0 | 1 | 16 | 1 | 0 | 38 | 2 | 1 | 0 | 17 | 2 | 0 | 20 | 3 | 1 | 0 | 1 | 2 | 3 | 2 | 0 | 2 | 1 | 1,178 | 7 | 1,185 |
| Early Votes (In Person) | 435 | 9 | 5 | 3 | 0 | 1 | 536 | 5 | 0 | 0 | 0 | 1 | 3 | 12 | 0 | 0 | 50 | 1 | 3 | 0 | 16 | 1 | 0 | 21 | 3 | 1 | 2 | 1 | 3 | 2 | 1 | 0 | 1 | 0 | 1,120 | 20 | 1,140 |
| Provisional Votes | 8 | 1 | 0 | 0 | 0 | 0 | 3 | 0 | 0 | 0 | 0 | 0 | 0 | 3 | 0 | 0 | 1 | 0 | 0 | 0 | 0 | 0 | 0 | 0 | 0 | 0 | 0 | 0 | 0 | 0 | 0 | 0 | 0 | 0 | 18 | 0 | 18 |
| Special Institutions, Hospitals & Remotes | 26 | 0 | 0 | 0 | 0 | 0 | 25 | 0 | 0 | 0 | 0 | 0 | 0 | 1 | 0 | 0 | 0 | 0 | 0 | 0 | 0 | 0 | 0 | 0 | 0 | 0 | 0 | 0 | 0 | 0 | 0 | 0 | 0 | 53 | 4 | 57 | |
| Subtotal | 1,690 | 54 | 22 | 4 | 8 | 7 | 1,999 | 32 | 9 | 4 | 2 | 4 | 12 | 78 | 6 | 0 | 243 | 11 | 8 | 2 | 62 | 4 | 0 | 94 | 9 | 3 | 8 | 3 | 11 | 6 | 7 | 1 | 3 | 4 | 4,416 | 107 | 4,523 |
| TOTAL | 9,517 | 233 | 65 | 27 | 21 | 26 | 10,210 | 164 | 23 | 11 | 6 | 23 | 48 | 453 | 30 | 8 | 1,230 | 68 | 24 | 10 | 232 | 16 | 2 | 462 | 38 | 10 | 54 | 14 | 44 | 10 | 19 | 3 | 20 | 10 | 23,160 | 761 | 23,921 |

| 9 March 2013 State General Election North Metropolitan Region (Legislative Council) First Preference Analysis by Polling Place Report Hillarys | | | | | | | | | | | | | | | | | | | | | | | | | | | | | | | | | | | | | | | | | | | | | | | | | | | | | |
|---|--------------|----------------------|-----------|----------------------|-----------|--------------------|-----------|-------------------|------------|-------------------|----------|-------------------|-----------|---------------------|------------|----------------|----------|-----------------------|-----------|-----------------|-----------|------------------|-----------|----------------|------------|--------------------|----------|---------------------|-----------|-------------------|-----------|----------------------|----------|------------------|-----------|------------------|------------|---------------|---|-------------------|---|----------------|---|----------------------|---|-------------------|--|-------------------|--|--|-------------------------|----------|--------|
| ALP | | | | | | | | LIB | | | | | | FFP | | GRN | | | SFP | | ACP | | IND | | IND | | IND | | IND | | | | | | | | | | | | | | | | | | | | | | | | |
| TRAVERS, Ken | | RAYLICH, Ljiljana | | PRITCHARD, Martin | | McDONALD, Laine | | SEYMOUR, Sarah | | MARTON, Rebeka | | COLLIER, Peter | | MISCHIN, Michael | | BEHJAT, Liz | | KATSAMBANIS, Peter | | IRWIN, Elise | | COLLINS, Paul | | HENG, Henry | | CROKER, Douglas | | POUSTIE, Cameron | | BROWN, Rebecca | | AQUILINA, Heather | | BEDFORD, Paul | | STUBBS, Darne | | MORAN, Ray | | LABORDUS, Rudy | | AVERY, Noel | | SMITH, Angela. W. | | THORP, Douglas | | TUCAK, Michael | | | | | |
| Ticket | Pref | | | | | | | Ticket | Pref | | | | | | | | | | | | | | Ticket | Pref | | | | | | | | | | | | | | | | | | | | | | | | | | | Total Valid Votes | Informal | Totals |
| Polling Places | | | | | | | | | | | | | | | | | | | | | | | | | | | | | | | | | | | | | | | | | | | | | | | | | | | | | |
| Hillarys Primary School | 799 | 40 | 2 | 1 | 1 | 1 | 2 | 2,102 | 15 | 2 | 1 | 1 | 1 | 7 | 20 | 3 | | 234 | 14 | 7 | 3 | 32 | 4 | 1 | 29 | 6 | 1 | 6 | 2 | 10 | 1 | 2 | 0 | 6 | 1 | 3,357 | 59 | 3,416 | | | | | | | | | | | | | | | |
| Marmion Primary School | 351 | 11 | 4 | 1 | 1 | 2 | | 1,039 | 16 | 2 | 1 | 1 | 1 | 3 | 22 | 1 | 1 | 125 | 8 | 4 | 2 | 10 | 5 | | 16 | 0 | | 1 | 1 | 0 | 0 | 0 | 2 | 0 | 1,631 | 29 | 1,660 | | | | | | | | | | | | | | | | |
| Padbury Primary School | 676 | 13 | | | | 2 | | 821 | 16 | | | 1 | 1 | 2 | 11 | 0 | 1 | 176 | 9 | 1 | 1 | 24 | 4 | 1 | 33 | 0 | 1 | 3 | 2 | 5 | 1 | 0 | 3 | 5 | 0 | 1,812 | 51 | 1,863 | | | | | | | | | | | | | | | |
| Rob Baddock Community Hall | 186 | 5 | 2 | | | | | 523 | 15 | | | 1 | | 4 | 3 | 0 | | 48 | 4 | 2 | 2 | 5 | 0 | | 4 | 1 | 1 | 1 | 3 | 2 | 1 | 0 | 0 | 0 | 814 | 17 | 831 | | | | | | | | | | | | | | | | |
| Sacred Heart College | 382 | 21 | 2 | | 2 | 1 | 1 | 1,725 | 27 | 2 | 2 | | 1 | 8 | 6 | 1 | | 126 | 8 | 1 | 2 | 12 | 2 | | 28 | 6 | | 10 | 4 | 5 | 1 | 1 | 0 | 0 | 1 | 2,388 | 40 | 2,428 | | | | | | | | | | | | | | | |
| Sorrento Primary School | 338 | 12 | 1 | | 1 | 3 | 1 | 1,002 | 20 | | | 1 | 3 | 2 | 8 | 0 | | 119 | 10 | 3 | 2 | 9 | 1 | | 20 | 3 | | 4 | 0 | 3 | 3 | 2 | 0 | 0 | 2 | 1,573 | 17 | 1,590 | | | | | | | | | | | | | | | |
| South Padbury Primary School | 726 | 23 | 2 | 1 | 5 | | 2 | 1,373 | 26 | 2 | 2 | | 1 | 3 | 20 | 2 | | 220 | 10 | 9 | 1 | 32 | 2 | | 35 | 7 | | 3 | 2 | 3 | 0 | 1 | 2 | 2,516 | 58 | 2,574 | | | | | | | | | | | | | | | | | |
| Springfield Primary School | 469 | 14 | 2 | | 2 | 3 | 6 | 1,109 | 33 | 4 | 1 | 1 | 1 | 4 | 12 | 2 | | 128 | 6 | 2 | 2 | 15 | 2 | | 34 | 7 | | 3 | 1 | 5 | 2 | 0 | 0 | 2 | 4 | 1,876 | 54 | 1,930 | | | | | | | | | | | | | | | |
| St Marks Anglican Community School | 291 | 4 | | 1 | 2 | 1 | 2 | 1,296 | 21 | | | 1 | 2 | 8 | 2 | | | 87 | 5 | 1 | 1 | 11 | 3 | | 27 | 2 | | 0 | 0 | 3 | 0 | 1 | 1 | 1,774 | 38 | 1,812 | | | | | | | | | | | | | | | | | |
| Total Ordinary | 4,218 | 143 | 15 | 4 | 14 | 13 | 14 | 10,990 | 189 | 10 | 7 | 4 | 10 | 35 | 110 | 11 | 2 | 1,263 | 74 | 30 | 16 | 150 | 23 | 2 | 226 | 32 | 3 | 31 | 13 | 38 | 10 | 10 | 4 | 16 | 11 | 17,741 | 363 | 18,104 | | | | | | | | | | | | | | | |
| Absent Votes | 442 | 23 | 4 | 0 | 1 | 2 | 1 | 1,163 | 25 | 1 | 1 | 1 | 5 | 7 | 13 | 0 | 0 | 190 | 21 | 4 | 0 | 41 | 5 | 0 | 25 | 5 | 1 | 3 | 3 | 3 | 0 | 3 | 1 | 2 | 3 | 1,999 | 70 | 2,069 | | | | | | | | | | | | | | | |
| Early Votes (by Post) | 136 | 8 | 1 | 2 | 0 | 0 | 2 | 401 | 12 | 3 | 0 | 0 | 3 | 1 | 6 | 0 | 0 | 33 | 0 | 0 | 0 | 8 | 2 | 0 | 7 | 2 | 0 | 2 | 1 | 0 | 0 | 3 | 0 | 1 | 0 | 634 | 17 | 651 | | | | | | | | | | | | | | | |
| Early Votes (In Person) | 316 | 15 | 2 | 0 | 0 | 1 | 1 | 865 | 17 | 2 | 0 | 2 | 1 | 4 | 6 | 3 | 0 | 78 | 2 | 1 | 0 | 15 | 2 | 0 | 11 | 0 | 0 | 2 | 2 | 5 | 1 | 1 | 2 | 3 | 2 | 1,362 | 22 | 1,384 | | | | | | | | | | | | | | | |
| Provisional Votes | 4 | 0 | 0 | 0 | 0 | 0 | 0 | 5 | 0 | 0 | 0 | 0 | 0 | 0 | 0 | 0 | 0 | 0 | 1 | 0 | 0 | 0 | 0 | 0 | 0 | 0 | 0 | 0 | 0 | 0 | 0 | 0 | 0 | 0 | 0 | 10 | 0 | 10 | | | | | | | | | | | | | | | |
| Special Institutions, Hospitals & | 0 | 0 | 0 | 0 | 0 | 0 | 0 | 0 | 0 | 0 | 0 | 0 | 0 | 0 | 0 | 0 | 0 | 0 | 0 | 0 | 0 | 0 | 0 | 0 | 0 | 0 | 0 | 0 | 0 | 0 | 0 | 0 | 0 | 0 | 0 | 0 | 0 | 0 | 0 | 0 | 0 | 0 | 0 | 0 | 0 | 0 | | | | | | | |
| Subtotal | 898 | 46 | 7 | 2 | 1 | 3 | 4 | 2,434 | 54 | 6 | 1 | 3 | 9 | 12 | 25 | 3 | 0 | 301 | 24 | 5 | 0 | 64 | 9 | 0 | 43 | 7 | 1 | 7 | 6 | 8 | 1 | 7 | 3 | 6 | 5 | 4,005 | 109 | 4,114 | | | | | | | | | | | | | | | |
| TOTAL | 5,116 | 189 | 22 | 6 | 15 | 16 | 18 | 13,424 | 243 | 16 | 8 | 7 | 19 | 47 | 135 | 14 | 2 | 1,564 | 98 | 35 | 16 | 214 | 32 | 2 | 269 | 39 | 4 | 38 | 19 | 46 | 11 | 17 | 7 | 22 | 16 | 21,746 | 472 | 22,218 | | | | | | | | | | | | | | | |

| 9 March 2013 State General Election North Metropolitan Region (Legislative Council) First Preference Analysis by Polling Place Report Joondalup | | | | | | | | | | | | | | | | | | | | | | | | | | | | | | | | | | | | | | |
|--|--------------|--------------|-------------------|-------------------|-----------------|----------------|----------------|----------------|------------------|-------------|--------------------|--------------|---------------|-------------|-----------------|------------------|----------------|-------------------|---------------|---------------|------------|----------------|-------------|-------------------|----------------|----------------|-----------|-----------|-------------------|-----------|----------|-----------|----------|-----------|-----------|---------------|------------|---------------|
| | | ALP | | | | | | LIB | | | | | FFP | | GRN | | | SFP | | ACP | | IND | | IND | | IND | | IND | | | | | | | | | | |
| | | TRAVERS, Ken | RAVLICH, Lijijama | PRITCHARD, Martin | McDONALD, Laine | SEYMOUR, Sarah | MARTON, Rebeka | COLLIER, Peter | MISCHIN, Michael | BEHJAT, Liz | KATSAMBANIS, Peter | IRWIN, Elise | COLLINS, Paul | HENG, Henry | CROKER, Douglas | POUSTIE, Cameron | BROWN, Rebecca | AQUILINA, Heather | BEDFORD, Paul | STUBBS, Darne | MORAN, Ray | LABORDUS, Rudy | AVERY, Noel | SMITH, Angela. W. | THORP, Douglas | TUCAK, Michael | | | Total Valid Votes | Informal | Totals | | | | | | | |
| | | Ticket | Pref | | | | | Ticket | Pref | | | | Ticket | Pref | | Ticket | Pref | | Ticket | Pref | | Ticket | Pref | Ticket | Pref | Ticket | Pref | Ticket | Pref | | | | | | | | | |
| Polling Places | | | | | | | | | | | | | | | | | | | | | | | | | | | | | | | | | | | | | | |
| Beldon Primary School | 618 | 19 | 2 | 2 | 1 | 1 | 1 | 628 | 10 | | | 1 | 5 | 18 | 2 | 130 | 13 | 1 | 1 | 27 | 3 | 1 | 14 | 1 | 3 | 1 | 1 | 2 | 1,509 | 53 | 1,562 | | | | | | | |
| Beldon Primary School (Drive-in) | 176 | 0 | 1 | | 1 | 1 | | 196 | 1 | | | 2 | 6 | 1 | | 28 | 1 | 2 | 1 | 6 | 1 | 6 | 4 | 2 | 0 | 0 | 0 | 0 | 1 | 0 | 436 | 15 | 451 | | | | | |
| Connolly Primary School | 676 | 21 | 2 | 1 | 4 | 1 | 2 | 1,505 | 14 | 3 | 1 | 1 | 3 | 19 | 2 | 136 | 5 | 3 | 2 | 22 | 3 | 29 | 0 | 2 | 8 | 1 | 3 | 1 | 2 | 0 | 1 | 0 | 2,473 | 49 | 2,522 | | | |
| Craigie Heights Primary School | 754 | 32 | 4 | 2 | 2 | 5 | 2 | 808 | 17 | 2 | 1 | | 2 | 21 | 3 | 161 | 4 | 3 | 3 | 27 | 3 | 2 | 26 | 2 | 3 | 2 | 0 | 2 | 1 | 3 | 1 | 1,900 | 47 | 1,947 | | | | |
| Eddystone Primary School | 608 | 12 | 1 | 1 | 3 | 1 | 2 | 623 | 9 | 3 | 1 | | 3 | 15 | 1 | 127 | 4 | 5 | 2 | 31 | 0 | 23 | 4 | 2 | 3 | 1 | 7 | 1 | 0 | 0 | 1 | 3 | 1,500 | 66 | 1,566 | | | |
| Edgewater Primary School | 720 | 32 | | | 2 | | 5 | 1,062 | 18 | 1 | 3 | 2 | 3 | 17 | 1 | 165 | 13 | 3 | 1 | 28 | 3 | 32 | 6 | | 8 | 2 | 5 | 1 | 4 | 2 | 1 | 3 | 2,145 | 63 | 2,208 | | | |
| Joondalup Primary School | 775 | 21 | 2 | | 2 | 1 | 3 | 1,212 | 19 | 2 | | 2 | 1 | 34 | 5 | 154 | 8 | 6 | 1 | 26 | 1 | 50 | 5 | | 5 | 2 | 2 | 0 | 1 | 1 | 0 | 2 | 2,343 | 63 | 2,406 | | | |
| Joondalup Public Library | 378 | 8 | | | 1 | 1 | | 611 | 17 | 2 | 3 | 2 | 2 | 8 | 3 | 84 | 7 | 4 | | 12 | 2 | 21 | 5 | | 3 | 3 | 4 | 1 | 1 | 0 | 0 | 3 | 1,187 | 27 | 1,214 | | | |
| Poseidon Primary School | 741 | 15 | | 2 | 2 | 2 | | 859 | 7 | 2 | 1 | 2 | 5 | 27 | 2 | 170 | 4 | 4 | 2 | 31 | 1 | 32 | 7 | 3 | 6 | 1 | 6 | 0 | 3 | 0 | 1 | 4 | 1,943 | 55 | 1,998 | | | |
| Total Ordinary | 5,446 | 160 | 12 | 8 | 17 | 13 | 15 | 7,504 | 112 | 12 | 12 | 4 | 12 | 26 | 165 | 20 | 2 | 1,155 | 59 | 31 | 13 | 210 | 17 | 3 | 233 | 34 | 10 | 40 | 11 | 30 | 6 | 14 | 4 | 8 | 18 | 15,436 | 438 | 15,874 |
| Absent Votes | 724 | 34 | 3 | 2 | 2 | 4 | 2 | 1,154 | 41 | 5 | 2 | 1 | 2 | 6 | 19 | 2 | 0 | 215 | 15 | 11 | 7 | 50 | 4 | 0 | 27 | 2 | 0 | 0 | 2 | 4 | 2 | 0 | 0 | 4 | 1 | 2,347 | 63 | 2,410 |
| Early Votes (by Post) | 424 | 7 | 2 | 5 | 1 | 0 | 0 | 567 | 17 | 1 | 0 | 1 | 4 | 3 | 12 | 2 | 1 | 50 | 6 | 1 | 0 | 21 | 2 | 0 | 24 | 0 | 0 | 0 | 0 | 4 | 1 | 2 | 0 | 3 | 1 | 1,162 | 16 | 1,178 |
| Early Votes (In Person) | 579 | 20 | 3 | 2 | 0 | 1 | 0 | 795 | 21 | 1 | 0 | 0 | 2 | 3 | 10 | 0 | 0 | 110 | 5 | 2 | 1 | 35 | 2 | 0 | 27 | 2 | 1 | 6 | 2 | 4 | 0 | 1 | 1 | 2 | 0 | 1,638 | 33 | 1,671 |
| Provisional Votes | 8 | 0 | 0 | 0 | 0 | 0 | 0 | 6 | 0 | 0 | 0 | 0 | 0 | 1 | 0 | 0 | 0 | 2 | 0 | 0 | 0 | 1 | 0 | 0 | 0 | 0 | 0 | 0 | 0 | 0 | 0 | 0 | 0 | 0 | 0 | 18 | 0 | 18 |
| Special Institutions, Hospitals & Remotes | 13 | 0 | 0 | 0 | 0 | 0 | 0 | 16 | 0 | 0 | 0 | 0 | 0 | 1 | 0 | 0 | 0 | 0 | 0 | 0 | 0 | 0 | 0 | 0 | 0 | 0 | 0 | 0 | 0 | 0 | 0 | 0 | 0 | 0 | 0 | 32 | 0 | 32 |
| Subtotal | 1,748 | 61 | 8 | 9 | 3 | 5 | 2 | 2,538 | 79 | 7 | 2 | 2 | 8 | 12 | 43 | 4 | 1 | 377 | 26 | 14 | 8 | 108 | 8 | 0 | 78 | 4 | 1 | 7 | 4 | 12 | 3 | 3 | 1 | 9 | 2 | 5,197 | 112 | 5,309 |
| TOTAL | 7,194 | 221 | 20 | 17 | 20 | 18 | 17 | 10,042 | 191 | 19 | 14 | 6 | 20 | 38 | 208 | 24 | 3 | 1,532 | 85 | 45 | 21 | 318 | 25 | 3 | 311 | 38 | 11 | 47 | 15 | 42 | 9 | 17 | 5 | 17 | 20 | 20,633 | 550 | 21,183 |

| 9 March 2013 State General Election North Metropolitan Region (Legislative Council) First Preference Analysis by Polling Place Report Nedlands | | | | | | | | | | | | | | | | | | | | | | | | | | | | | | | | | | | | | | | |
|---|--|-----------------|-----------------------|----------------------|--------------------|-------------------|-------------------|-------------------|---------------------|----------------|-----------------------|-----------------|------------------|----------------|--------------------|---------------------|-------------------|----------------------|------------------|------------------|---------------|-------------------|----------------|----------------------|-------------------|-------------------|-----------|----------|------------|-----------|------------|-------------------------|-----------|-----------|------------|-----------|---------------|------------|---------------|
| | | ALP | | | | | | LIB | | | | | | FFP | | GRN | | | SFP | | ACP | | IND | | IND | | IND | | IND | | | | | | | | | | |
| | | TRAVERS, Ken | RAYLICH, Lijijanna | PRITCHARD, Martin | McDONALD, Laine | SEYMOUR, Sarah | MARTON, Rebeka | COLLIER, Peter | MISCHIN, Michael | BEHJAT, Liz | KATSAMBANIS, Peter | IRWIN, Elise | COLLINS, Paul | HENG, Henry | CROKER, Douglas | POUSTIE, Cameron | BROWN, Rebecca | AQUILINA, Heather | BEDFORD, Paul | STUBBS, Diane | MORAN, Ray | LABORDUS, Rudy | AVERY, Noel | SMITH, Angela. W. | THORP, Douglas | TUCAK, Michael | | | | | | | | | | | | | |
| | | Ticket | Pref | | | | | Ticket | Pref | | | | Ticket | Pref | | Ticket | Pref | | Ticket | Pref | | Ticket | Pref | Ticket | Pref | Ticket | Pref | Ticket | Pref | Ticket | Pref | Total Valid Votes | Informal | Totals | | | | | |
| Polling Places | | | | | | | | | | | | | | | | | | | | | | | | | | | | | | | | | | | | | | | |
| Dalkeith Primary School | | 215 | 8 | 3 | 1 | | | 1,818 | 20 | 3 | 1 | 1 | 2 | 8 | 13 | 1 | 1 | 170 | 9 | 5 | 3 | 16 | 1 | | | 38 | 2 | 1 | 23 | 6 | 14 | 1 | 3 | 2 | 14 | 6 | 2,409 | 23 | 2,432 |
| Hollywood Primary School | | 194 | 12 | 2 | 2 | 2 | 1 | 775 | 11 | | 1 | 1 | 2 | 2 | 9 | 0 | | 168 | 25 | 3 | 5 | 5 | 2 | | | 15 | 4 | | 7 | 3 | 6 | 3 | 0 | 0 | 9 | 5 | 1,275 | 14 | 1,289 |
| Jolimont Primary School | | 514 | 25 | 7 | 1 | 2 | 1 | 1,472 | 24 | 1 | 3 | | 1 | 3 | 9 | 2 | | 280 | 28 | 7 | 4 | 16 | 0 | 1 | | 20 | 3 | | 24 | 4 | 12 | 4 | 2 | 2 | 9 | 9 | 2,493 | 38 | 2,531 |
| Nedlands Primary School | | 218 | 19 | 6 | | | 1 | 1,116 | 18 | 2 | 2 | | | 5 | 7 | 1 | | 188 | 15 | | 2 | 10 | 1 | | | 26 | 8 | | 13 | 3 | 11 | 3 | 2 | 1 | 7 | 5 | 1,691 | 30 | 1,721 |
| Shenton Park Community Centre | | 345 | 26 | 1 | 1 | | 1 | 907 | 21 | 1 | | | 2 | 10 | 1 | 1 | | 268 | 31 | 9 | | 15 | 1 | | | 12 | 4 | 1 | 23 | 5 | 13 | 2 | 1 | 2 | 10 | 9 | 1,728 | 24 | 1,752 |
| Sir Charles Gairdner Hospital | | 23 | 1 | | | | | 58 | 4 | | | | | 0 | 1 | | | 27 | 1 | | | 0 | 0 | | | 4 | 0 | | 1 | 1 | 1 | 0 | 0 | 0 | 0 | 1 | 124 | 4 | 128 |
| St Aloysius Catholic Church | | 171 | 7 | 1 | | | 1 | 301 | 4 | | 2 | | 1 | 3 | 0 | | | 115 | 14 | 3 | 1 | 3 | 0 | 1 | | 9 | 6 | 1 | 12 | 1 | 4 | 1 | 0 | 0 | 2 | 3 | 670 | 13 | 683 |
| St Andrew's Church Hall - Nedlands | | 112 | 6 | 1 | | | 1 | 451 | 9 | 1 | | | 1 | 2 | 1 | | | 82 | 9 | 2 | 1 | 2 | 1 | | | 5 | 1 | | 9 | 1 | 3 | 2 | 1 | 0 | 6 | 2 | 713 | 21 | 734 |
| Subiaco Community Centre | | 308 | 20 | 2 | | 2 | 1 | 814 | 11 | | 1 | 1 | 1 | 4 | 5 | 0 | | 188 | 17 | 5 | 3 | 9 | 2 | | | 12 | 4 | | 9 | 5 | 19 | 5 | 1 | 0 | 3 | 4 | 1,457 | 34 | 1,491 |
| Subiaco Primary School | | 360 | 15 | 6 | | 1 | | 882 | 18 | 4 | 2 | 1 | | 2 | 8 | 1 | | 211 | 34 | 5 | 5 | 14 | 0 | 1 | | 16 | 3 | 1 | 9 | 3 | 12 | 1 | 3 | 0 | 12 | 3 | 1,633 | 6 | 1,639 |
| Tresillian Community Centre | | 143 | 10 | 1 | | | 2 | 642 | 4 | 2 | | | 1 | 2 | 2 | 0 | | 92 | 11 | 3 | 1 | 4 | 0 | 1 | | 10 | 2 | | 7 | 0 | 3 | 0 | 0 | 0 | 3 | 4 | 950 | 18 | 968 |
| University of Western Australia - Nedlands Campus | | 93 | 11 | 1 | | 1 | 1 | 241 | 1 | 1 | 2 | | 2 | 1 | 2 | 1 | | 67 | 14 | 1 | 3 | 5 | 0 | | | 4 | 1 | | 2 | 2 | 4 | 0 | 1 | 0 | 1 | 0 | 464 | 14 | 478 |
| West Leederville Primary School | | 109 | 4 | 2 | 1 | | | 177 | 6 | 2 | | | 4 | 2 | 0 | | | 66 | 10 | 2 | 1 | 0 | 0 | | | 4 | 1 | | 2 | 0 | 3 | 1 | 0 | 2 | 1 | 2 | 402 | 4 | 406 |
| Total Ordinary | | 2,805 | 164 | 33 | 6 | 8 | 8 | 15 | 9,654 | 151 | 17 | 15 | 6 | 10 | 35 | 72 | 9 | 2 | 1,922 | 218 | 45 | 29 | 99 | 8 | 4 | 175 | 39 | 4 | 141 | 34 | 105 | 23 | 14 | 9 | 77 | 53 | 16,009 | 243 | 16,252 |
| Absent Votes | | 454 | 23 | 9 | 1 | 1 | 4 | 2 | 1,547 | 43 | 6 | 3 | 3 | 9 | 8 | 2 | 0 | 315 | 34 | 13 | 5 | 20 | 4 | 0 | | 24 | 1 | 0 | 14 | 3 | 11 | 4 | 3 | 1 | 11 | 3 | 2,584 | 63 | 2,647 |
| Early Votes (by Post) | | 278 | 13 | 7 | 4 | 3 | 1 | 1,069 | 16 | 4 | 1 | 1 | 0 | 1 | 8 | 2 | 1 | 139 | 21 | 3 | 1 | 8 | 1 | 0 | | 19 | 1 | 0 | 7 | 0 | 7 | 2 | 1 | 0 | 7 | 2 | 1,631 | 26 | 1,657 |
| Early Votes (In Person) | | 217 | 10 | 3 | 0 | 1 | 3 | 773 | 19 | 1 | 2 | 1 | 4 | 5 | 2 | 0 | 0 | 129 | 14 | 5 | 1 | 12 | 3 | 0 | | 9 | 0 | 0 | 8 | 1 | 6 | 0 | 0 | 1 | 6 | 2 | 1,239 | 22 | 1,261 |
| Provisional Votes | | 4 | 0 | 0 | 0 | 0 | 0 | 4 | 0 | 0 | 0 | 0 | 0 | 0 | 0 | 0 | 0 | 0 | 0 | 0 | 0 | 0 | 0 | 0 | | 0 | 0 | 0 | 0 | 0 | 0 | 0 | 0 | 0 | 0 | 0 | 9 | 0 | 9 |
| Special Institutions, Hospitals & Remotes | | 34 | 1 | 0 | 0 | 0 | 0 | 110 | 1 | 0 | 0 | 0 | 1 | 0 | 0 | 0 | 0 | 8 | 0 | 0 | 0 | 0 | 0 | 0 | | 3 | 0 | 0 | 1 | 0 | 0 | 0 | 0 | 0 | 3 | 0 | 162 | 2 | 164 |
| Subtotal | | 987 | 47 | 19 | 5 | 5 | 8 | 6 | 3,503 | 79 | 11 | 6 | 5 | 8 | 15 | 18 | 4 | 1 | 591 | 69 | 22 | 7 | 40 | 8 | 0 | 55 | 2 | 0 | 30 | 4 | 24 | 6 | 4 | 2 | 27 | 7 | 5,625 | 113 | 5,738 |
| TOTAL | | 3,792 | 211 | 52 | 11 | 13 | 16 | 21 | 13,157 | 230 | 28 | 21 | 11 | 18 | 50 | 90 | 13 | 3 | 2,513 | 287 | 67 | 36 | 139 | 16 | 4 | 230 | 41 | 4 | 171 | 38 | 129 | 29 | 18 | 11 | 104 | 60 | 21,634 | 356 | 21,990 |

| 9 March 2013 State General Election North Metropolitan Region (Legislative Council) First Preference Analysis by Polling Place Report Ocean Reef | | | | | | | | | | | | | | | | | | | | | | | | | | | | | | | | | | | | | | | | |
|---|--|------------------|-----------------------|----------------------|--------------------|-------------------|-------------------|-------------------|---------------------|----------------|-----------------------|-----------------|------------------|----------------|--------------------|---------------------|-------------------|----------------------|------------------|-------------------|---------------|-------------------|----------------|----------------------|-------------------|-------------------|-----------|----------|-----------|-----------|-----------|-------------------------|-----------|----------|-----------|-----------|---------------|------------|---------------|----|
| | | ALP | | | | | | LIB | | | | | | FFP | | GRN | | | SFP | | ACP | | IND | | IND | | IND | | IND | | | | | | | | | | | |
| | | TRAYVERS, Ken | RAVLICH, Lijijanna | PRITCHARD, Martin | McDONALD, Laine | SEYMOUR, Sarah | MARTON, Rebeka | COLLIER, Peter | MISCHIN, Michael | BEHJAT, Liz | KATSAMBANIS, Peter | IRWIN, Elise | COLLINS, Paul | HENG, Henry | CROKER, Douglas | POUSTIE, Cameron | BROWN, Rebecca | AQUILINA, Heather | BEDFORD, Paul | STUBBS, D'arne | MORAN, Ray | LABORDUS, Rudy | AVERY, Noel | SMITH, Angela. W. | THORP, Douglas | TUCAK, Michael | | | | | | | | | | | | | | |
| | | Ticket | Pref | | | | | Ticket | Pref | | | | Ticket | Pref | | Ticket | Pref | | Ticket | Pref | | Ticket | Pref | Ticket | Pref | Ticket | Pref | Ticket | Pref | Ticket | Pref | Total Valid Votes | Informal | Totals | | | | | | |
| Polling Places | | | | | | | | | | | | | | | | | | | | | | | | | | | | | | | | | | | | | | | | |
| Beaumaris Primary School | | 717 | 19 | 2 | 5 | | 3 | 3 | 1,900 | 37 | 1 | | 5 | 1 | 12 | 1 | | 147 | 10 | 3 | | 20 | 3 | 2 | 22 | 9 | 1 | 2 | 0 | 2 | 2 | 2 | 2 | 2,935 | 56 | 2,991 | | | | |
| Currambine Catholic Primary School | | 238 | 9 | 1 | | | | | 525 | 5 | | | 1 | | 2 | 9 | 0 | | 37 | 1 | | | 9 | 0 | | 6 | 1 | 2 | 0 | 2 | 0 | 1 | 0 | 0 | 849 | 22 | 871 | | | |
| Currambine Primary School | | 364 | 17 | 3 | 2 | 1 | 1 | 2 | 775 | 17 | | | 1 | | 3 | 13 | 1 | | 88 | 2 | 3 | 4 | 10 | 1 | 1 | 23 | 3 | | 1 | 0 | 1 | 0 | 0 | 1,339 | 41 | 1,380 | | | | |
| Jack Kikeros Hall | | 232 | 8 | | 1 | | | | 656 | 16 | | | 1 | | 6 | 4 | 1 | | 47 | 3 | 3 | | 8 | 1 | | 11 | 2 | 1 | 1 | 0 | 2 | 0 | 1 | 1 | 1,008 | 20 | 1,028 | | | |
| Kinross Primary School | | 764 | 31 | 4 | 6 | 1 | 4 | 5 | 1,346 | 30 | 1 | 2 | 1 | 3 | 11 | 25 | 2 | | 143 | 8 | 3 | 2 | 21 | 5 | 1 | 31 | 2 | | 4 | 3 | 1 | 1 | 0 | 2,464 | 71 | 2,535 | | | | |
| MacNaughton Clubrooms | | 171 | 6 | 1 | | | | | 309 | 4 | | | | | 5 | 1 | | | 30 | 4 | | | 2 | 0 | | 6 | 0 | | 1 | 0 | 1 | 0 | 0 | 542 | 15 | 557 | | | | |
| Mindarie Primary School | | 691 | 25 | 7 | 1 | 4 | 4 | 1 | 1,981 | 38 | 3 | 3 | | 3 | 6 | 19 | 2 | | 126 | 8 | 1 | | 19 | 1 | | 28 | 1 | 2 | 2 | 0 | 6 | 1 | 3 | 0 | 2,989 | 76 | 3,065 | | | |
| Mullaloo Heights Primary School | | 682 | 27 | 2 | | 2 | 1 | 1 | 1,345 | 22 | | | 1 | 2 | 1 | 14 | 1 | | 168 | 11 | 1 | 1 | 22 | 2 | | 23 | 6 | 1 | 5 | 2 | 6 | 1 | 2 | 1 | 3 | 2,359 | 58 | 2,417 | | |
| Ocean Reef Senior High School | | 690 | 20 | 4 | 1 | 4 | 4 | 2 | 1,636 | 39 | 2 | | 1 | 3 | 11 | 14 | 1 | | 140 | 12 | 7 | 1 | 20 | 2 | 1 | 41 | 2 | 1 | 4 | 1 | 6 | 2 | 2 | 0 | 3 | 2 | 2,679 | 70 | 2,749 | |
| Total Ordinary | | 4,549 | 162 | 24 | 16 | 12 | 17 | 14 | 10,473 | 208 | 7 | 9 | 3 | 17 | 41 | 115 | 10 | | 926 | 59 | 21 | 8 | 131 | 15 | 5 | 191 | 26 | 6 | 22 | 7 | 25 | 9 | 10 | 2 | 13 | 11 | 17,164 | 429 | 17,593 | |
| Absent Votes | | 549 | 25 | 2 | 8 | 3 | 2 | 8 | 1,168 | 30 | 4 | 3 | 0 | 0 | 7 | 17 | 2 | 0 | 184 | 14 | 4 | 4 | 25 | 3 | 0 | 28 | 2 | 0 | 8 | 3 | 4 | 1 | 4 | 1 | 2 | 3 | 2,118 | 56 | 2,174 | |
| Early Votes (by Post) | | 308 | 11 | 1 | 2 | 1 | 2 | 4 | 849 | 19 | 0 | 1 | 0 | 0 | 4 | 6 | 1 | 0 | 60 | 3 | 0 | 1 | 23 | 2 | 0 | 13 | 2 | 0 | 1 | 0 | 7 | 0 | 0 | 0 | 0 | 0 | 1,321 | 15 | 1,336 | |
| Early Votes (In Person) | | 362 | 6 | 2 | 1 | 0 | 1 | 0 | 786 | 13 | 0 | 0 | 0 | 0 | 3 | 10 | 2 | 0 | 79 | 4 | 1 | 0 | 21 | 0 | 0 | 17 | 3 | 0 | 4 | 1 | 2 | 2 | 0 | 0 | 2 | 1 | 1,323 | 28 | 1,351 | |
| Provisional Votes | | 7 | 1 | 0 | 0 | 0 | 0 | 0 | 16 | 1 | 0 | 0 | 0 | 0 | 1 | 0 | 0 | 0 | 1 | 0 | 0 | 0 | 0 | 0 | 0 | 0 | 0 | 0 | 0 | 0 | 0 | 0 | 0 | 0 | 0 | 0 | 0 | 27 | 0 | 27 |
| Special Institutions, Hospitals & Remotes | | 0 | 0 | 0 | 0 | 0 | 0 | 0 | 0 | 0 | 0 | 0 | 0 | 0 | 0 | 0 | 0 | 0 | 0 | 0 | 0 | 0 | 0 | 0 | 0 | 0 | 0 | 0 | 0 | 0 | 0 | 0 | 0 | 0 | 0 | 0 | 0 | 0 | 0 | 0 |
| Subtotal | | 1,226 | 43 | 5 | 11 | 4 | 5 | 12 | 2,819 | 63 | 4 | 4 | 0 | 0 | 14 | 34 | 5 | 0 | 324 | 21 | 5 | 5 | 69 | 5 | 0 | 58 | 7 | 0 | 13 | 4 | 13 | 3 | 4 | 1 | 4 | 4 | 4,789 | 99 | 4,888 | |
| TOTAL | | 5,775 | 205 | 29 | 27 | 16 | 22 | 26 | 13,292 | 271 | 11 | 13 | 3 | 17 | 55 | 149 | 15 | 0 | 1,250 | 80 | 26 | 13 | 200 | 20 | 5 | 249 | 33 | 6 | 35 | 11 | 38 | 12 | 14 | 3 | 17 | 15 | 21,953 | 528 | 22,481 | |

| 9 March 2013 State General Election North Metropolitan Region (Legislative Council) First Preference Analysis by Polling Place Report Scarborough | | | | | | | | | | | | | | | | | | | | | | | | | | | | | | | | | | | | | | | | | | | | | | | | | | | | | |
|--|--------------|----------------------|-----------|----------------------|----------|--------------------|-----------|-------------------|------------|-------------------|-----------|-------------------|-----------|---------------------|-----------|-------------|----------|-----------------------|------------|-----------------|-----------|------------------|-----------|----------------|------------|--------------------|----------|---------------------|-----------|-------------------|-----------|----------------------|----------|------------------|-----------|-------------------|------------|---------------|------|-------------------|------|----------------|------|-------------------------|----------|-------------------|--|-------------------|--|--|--|--|--|
| ALP | | | | | | | LIB | | | | | FFP | | GRN | | | SFP | | ACP | | IND | | IND | | IND | | IND | | | | | | | | | | | | | | | | | | | | | | | | | | |
| TRAVERS, Ken | | RAVLICH, Ljiljana | | PRITCHARD, Martin | | McDONALD, Laine | | SEYMOUR, Sarah | | MARTON, Rebeka | | COLLIER, Peter | | MISCHIN, Michael | | BEHJAT, Liz | | KATSAMBANIS, Peter | | IRWIN, Elise | | COLLINS, Paul | | HENG, Henry | | CROKER, Douglas | | POUSTIE, Cameron | | BROWN, Rebecca | | AQUILINA, Heather | | BEDFORD, Paul | | STUBBS, D'arne | | MORAN, Ray | | LABORDUS, Rudy | | AVERY, Noel | | SMITH, Angela. W. | | THORP, Douglas | | TUCAK, Michael | | | | | |
| Ticket | Pref | | | | | | Ticket | Pref | | | | | Ticket | Pref | | | | Ticket | Pref | | | | Ticket | Pref | | | Ticket | Pref | | | | Ticket | Pref | | | Ticket | Pref | Ticket | Pref | Ticket | Pref | Ticket | Pref | Total Valid Votes | Informal | Totals | | | | | | | |
| Polling Places | | | | | | | | | | | | | | | | | | | | | | | | | | | | | | | | | | | | | | | | | | | | | | | | | | | | | |
| Deanmore Primary School | 416 | 20 | 2 | 1 | | 2 | 1 | 1,241 | 20 | 3 | 2 | | 4 | 6 | 4 | 1 | 214 | 19 | 7 | 3 | 11 | 1 | 27 | 1 | 27 | 1 | 5 | 0 | 4 | 2 | 1 | 0 | 5 | 5 | 2,029 | 43 | 2,072 | | | | | | | | | | | | | | | | |
| Doubleview Primary School | 872 | 28 | 4 | 1 | 1 | 2 | 2 | 2,348 | 29 | 2 | 6 | 2 | 11 | 6 | 8 | 0 | 383 | 33 | 14 | 7 | 23 | 3 | 1 | 54 | 3 | 3 | 6 | 2 | 12 | 1 | 0 | 0 | 8 | 6 | 3,881 | 100 | 3,981 | | | | | | | | | | | | | | | | |
| Karrinyup Sports Centre | 503 | 23 | 2 | | 1 | | 1 | 1,182 | 18 | 1 | 3 | 2 | 1 | 5 | 6 | 0 | 161 | 12 | 2 | 1 | 12 | 1 | 1 | 38 | 1 | 3 | 0 | 4 | 2 | 2 | 0 | 1 | 4 | 1,993 | 51 | 2,044 | | | | | | | | | | | | | | | | | |
| Lake Gwelup Primary School | 327 | 6 | 1 | | | | 3 | 793 | 10 | | 2 | 2 | | | 7 | 0 | 109 | 6 | 1 | 3 | 10 | 2 | | 16 | 1 | 3 | 2 | 5 | 0 | 1 | 1 | 1 | 1 | 1,313 | 24 | 1,337 | | | | | | | | | | | | | | | | | |
| Scarborough Early Childhood Centre | 335 | 8 | | | | | | 627 | 9 | 1 | | | 4 | 3 | 0 | 121 | 9 | 3 | 3 | 11 | 1 | | 10 | 0 | 3 | 0 | 3 | 0 | 1 | 0 | 2 | 0 | 1,154 | 32 | 1,186 | | | | | | | | | | | | | | | | | | |
| Scarborough Uniting Church | 300 | 11 | 1 | 1 | | 1 | | 715 | 11 | 1 | | | 1 | 2 | 5 | 0 | 105 | 8 | | 3 | 9 | 1 | 2 | 15 | 1 | 1 | 0 | 3 | 2 | 1 | 0 | 0 | 1 | 1,202 | 30 | 1,232 | | | | | | | | | | | | | | | | | |
| Wembley Downs Primary School | 158 | 9 | 3 | | | 1 | | 503 | 7 | 2 | 1 | | 1 | 2 | 3 | 0 | 97 | 11 | 1 | 1 | 5 | 1 | | 4 | 4 | 5 | 1 | 8 | 1 | 1 | 0 | 3 | 0 | 833 | 23 | 856 | | | | | | | | | | | | | | | | | |
| Yuluma Primary School | 819 | 40 | 5 | 2 | | 2 | 2 | 1,420 | 24 | 1 | 5 | 2 | 2 | 3 | 20 | 5 | 229 | 16 | 7 | 3 | 19 | 5 | 1 | 33 | 2 | 2 | 9 | 3 | 9 | 0 | 1 | 1 | 2,699 | 76 | 2,775 | | | | | | | | | | | | | | | | | | |
| Total Ordinary | 3,730 | 145 | 18 | 5 | 7 | 8 | 9 | 8,829 | 128 | 11 | 19 | 8 | 21 | 22 | 58 | 9 | 2 | 1,419 | 114 | 35 | 24 | 100 | 15 | 5 | 197 | 13 | 6 | 35 | 8 | 48 | 8 | 8 | 1 | 21 | 18 | 15,104 | 379 | 15,483 | | | | | | | | | | | | | | | |
| Absent Votes | 562 | 28 | 3 | 2 | 2 | 2 | 4 | 1,512 | 41 | 5 | 4 | 2 | 7 | 10 | 13 | 2 | 1 | 271 | 21 | 11 | 5 | 47 | 5 | 1 | 47 | 6 | 1 | 8 | 1 | 4 | 4 | 2 | 0 | 6 | 3 | 2,643 | 63 | 2,706 | | | | | | | | | | | | | | | |
| Early Votes (by Post) | 436 | 15 | 4 | 3 | 0 | 5 | 1 | 1,035 | 19 | 2 | 3 | 0 | 1 | 9 | 7 | 0 | 1 | 105 | 7 | 4 | 4 | 14 | 2 | 0 | 34 | 7 | 0 | 2 | 1 | 4 | 1 | 2 | 1 | 3 | 5 | 1,737 | 18 | 1,755 | | | | | | | | | | | | | | | |
| Early Votes (In Person) | 341 | 21 | 5 | 2 | 0 | 0 | 1 | 843 | 21 | 0 | 1 | 1 | 5 | 2 | 11 | 1 | 0 | 140 | 10 | 3 | 3 | 14 | 1 | 1 | 15 | 4 | 1 | 4 | 1 | 6 | 1 | 1 | 0 | 1 | 0 | 1,461 | 24 | 1,485 | | | | | | | | | | | | | | | |
| Provisional Votes | 6 | 0 | 0 | 0 | 0 | 0 | 0 | 5 | 1 | 0 | 0 | 0 | 0 | 0 | 0 | 0 | 3 | 0 | 0 | 0 | 0 | 0 | 0 | 0 | 0 | 0 | 0 | 0 | 0 | 0 | 0 | 0 | 0 | 0 | 0 | 15 | 0 | 15 | | | | | | | | | | | | | | | |
| Special Institutions, Hospitals & Remotes | 54 | 1 | 0 | 0 | 0 | 0 | 0 | 141 | 1 | 0 | 0 | 0 | 0 | 0 | 2 | 0 | 0 | 5 | 0 | 0 | 0 | 1 | 0 | 0 | 10 | 0 | 1 | 2 | 0 | 1 | 0 | 0 | 0 | 0 | 219 | 4 | 223 | | | | | | | | | | | | | | | | |
| Subtotal | 1,399 | 65 | 12 | 7 | 2 | 7 | 6 | 3,536 | 83 | 7 | 8 | 3 | 13 | 21 | 33 | 3 | 2 | 524 | 38 | 18 | 12 | 76 | 8 | 2 | 106 | 17 | 3 | 16 | 3 | 15 | 6 | 5 | 1 | 10 | 8 | 6,075 | 109 | 6,184 | | | | | | | | | | | | | | | |
| TOTAL | 5,129 | 210 | 30 | 12 | 9 | 15 | 15 | 12,365 | 211 | 18 | 27 | 11 | 34 | 43 | 91 | 12 | 4 | 1,943 | 152 | 53 | 36 | 176 | 23 | 7 | 303 | 30 | 9 | 51 | 11 | 63 | 14 | 13 | 2 | 31 | 26 | 21,179 | 488 | 21,667 | | | | | | | | | | | | | | | |

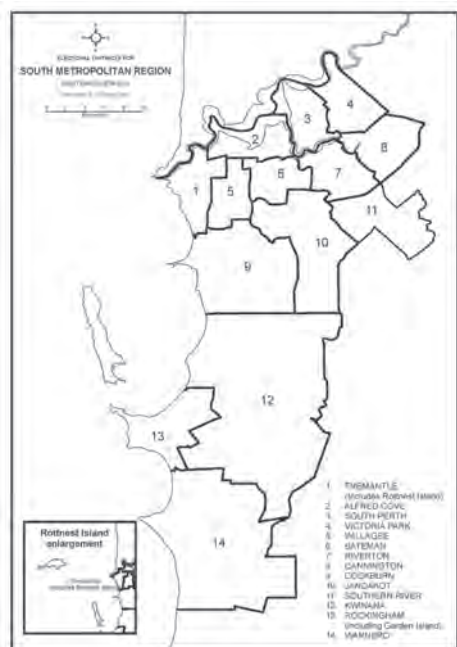
| 9 March 2013 State General Election North Metropolitan Region (Legislative Council) First Preference Analysis by Polling Place Report Wanneroo | | | | | | | | | | | | | | | | | | | | | | | | | | | | | | | | | | | | | | |
|---|--------------|--------------------|-------------------|-----------------|----------------|----------------|----------------|------------------|-------------|--------------------|--------------|---------------|-------------|-----------------|------------------|----------------|-------------------|---------------|----------------|------------|----------------|-------------|-------------------|----------------|----------------|-----------|----------|-----------|-----------|-----------|-------------------|-----------|----------|-----------|-----------|---------------|------------|---------------|
| Polling Places | ALP | | | | | | | LIB | | | | | | FFP | | GRN | | | SFP | | ACP | | IND | | IND | | IND | | IND | | Total Valid Votes | Informal | Totals | | | | | |
| | TRAVERS, Ken | RAVLICH, Lijljanna | PRITCHARD, Martin | MCDONALD, Laine | SEYMOUR, Sarah | MARTON, Rebeka | COLLIER, Peter | MISCHIN, Michael | BEHJAT, Liz | KATSAMBANIS, Peter | IRWIN, Elise | COLLINS, Paul | HENG, Henry | CROKER, Douglas | POUSTIE, Cameron | BROWN, Rebecca | AQUILINA, Heather | BEDFORD, Paul | STUBBS, D'arne | MORAN, Ray | LABORDUS, Rudy | AVERY, Noel | SMITH, Angela. W. | THORP, Douglas | TUCAK, Michael | | | | | | | | | | | | | |
| | Ticket | Pref | | | | | Ticket | Pref | | | | | Ticket | Pref | | Ticket | Pref | | Ticket | Pref | | Ticket | Pref | | Ticket | Pref | Ticket | Pref | Ticket | Pref | | | | Ticket | Pref | | | |
| Carramar Primary School | 742 | 8 | 2 | 3 | 2 | 2 | 1,365 | 23 | 2 | 1 | 1 | 12 | 22 | 2 | 1 | 107 | 7 | 2 | 1 | 29 | 3 | | 28 | 7 | 1 | 3 | 1 | 6 | 2 | 3 | 2 | 3 | 1 | 2,394 | 72 | 2,466 | | |
| Crossways Uniting Church | 279 | 14 | 1 | 1 | 1 | 1 | 581 | 7 | | | | 3 | 12 | 2 | | 47 | 5 | 1 | | 6 | 1 | | 17 | 6 | 2 | 1 | 2 | 5 | 0 | 0 | 3 | 1 | 1,000 | 16 | 1,016 | | | |
| Hocking Primary School | 619 | 15 | | | | 1 | 1,200 | 10 | 4 | 2 | | 5 | 18 | 2 | 1 | 104 | 5 | 2 | | 37 | 0 | | 48 | 2 | 3 | 2 | 0 | 4 | 0 | 1 | 0 | 3 | 1 | 2,094 | 69 | 2,163 | | |
| Kids Inn Childcare | 145 | 3 | 1 | | | | 333 | 6 | 1 | | | 1 | 3 | 1 | 2 | 34 | 1 | | | 0 | 0 | | 12 | 1 | | 1 | 0 | 0 | 0 | 1 | 0 | 0 | 0 | 548 | 19 | 567 | | |
| Lake Joondalup Pavilion | 484 | 13 | 3 | | | 1 | 576 | 9 | | 2 | | 4 | 14 | 1 | 1 | 90 | 5 | 2 | 3 | 19 | 3 | 1 | 22 | 4 | | 2 | 1 | 4 | 0 | 3 | 0 | 0 | 1 | 1,270 | 36 | 1,306 | | |
| Neerabup Primary School | 79 | 3 | 1 | | | | 172 | 9 | | 1 | 1 | 2 | 5 | 0 | | 20 | 1 | | | 5 | 3 | | 1 | 0 | | 1 | 0 | 1 | 0 | 0 | 1 | 0 | 306 | 9 | 315 | | | |
| Pearsall Primary School | 555 | 14 | 4 | | | 2 | 969 | 8 | 2 | 4 | | 1 | 24 | 1 | | 100 | 6 | 2 | 4 | 18 | 1 | | 34 | 4 | 1 | 7 | 0 | 3 | 0 | 0 | 0 | 0 | 1,765 | 35 | 1,800 | | | |
| St Anthony's School | 737 | 17 | 1 | 2 | | 2 | 1,056 | 11 | 1 | 1 | 1 | 5 | 14 | 0 | | 101 | 5 | | | 29 | 1 | | 37 | 2 | | 2 | 1 | 4 | 2 | 1 | 0 | 2 | 2,037 | 49 | 2,086 | | | |
| Tapping Primary School | 930 | 15 | | 4 | 1 | 1 | 1,686 | 11 | 1 | | | 5 | 33 | 2 | | 168 | 5 | 2 | 1 | 30 | 2 | | 43 | 2 | | 5 | 2 | 4 | 0 | 0 | 1 | 0 | 2,954 | 52 | 3,006 | | | |
| Wanneroo Senior High School | 982 | 33 | 3 | 5 | 2 | 2 | 1,367 | 21 | 1 | 5 | 4 | 12 | 43 | 10 | 1 | 171 | 10 | 5 | 4 | 40 | 5 | 1 | 57 | 5 | | 5 | 2 | 2 | 2 | 3 | 2 | 1 | 5 | 2,816 | 122 | 2,938 | | |
| Total Ordinary | 5,552 | 135 | 16 | 15 | 10 | 10 | 7 | 9,305 | 115 | 12 | 16 | 7 | 9 | 50 | 188 | 21 | 6 | 942 | 50 | 16 | 13 | 213 | 19 | 2 | 299 | 33 | 7 | 29 | 9 | 33 | 6 | 12 | 4 | 14 | 9 | 17,184 | 479 | 17,663 |
| Absent Votes | 596 | 34 | 3 | 3 | 1 | 5 | 3 | 1,152 | 30 | 1 | 3 | 2 | 3 | 9 | 42 | 1 | 0 | 139 | 5 | 4 | 2 | 51 | 7 | 0 | 36 | 2 | 2 | 5 | 2 | 3 | 0 | 3 | 1 | 2 | 1 | 2,153 | 78 | 2,231 |
| Early Votes (by Post) | 524 | 20 | 1 | 6 | 0 | 2 | 1 | 880 | 14 | 1 | 1 | 0 | 5 | 6 | 18 | 2 | 0 | 61 | 4 | 1 | 0 | 27 | 0 | 0 | 26 | 1 | 0 | 5 | 2 | 3 | 0 | 1 | 0 | 4 | 1 | 1,617 | 20 | 1,637 |
| Early Votes (In Person) | 394 | 13 | 1 | 1 | 1 | 3 | 1 | 683 | 9 | 2 | 2 | 0 | 1 | 4 | 22 | 2 | 1 | 69 | 2 | 2 | 1 | 28 | 0 | 0 | 22 | 0 | 0 | 5 | 0 | 3 | 0 | 4 | 0 | 0 | 0 | 1,276 | 27 | 1,303 |
| Provisional Votes | 4 | 0 | 0 | 0 | 0 | 0 | 0 | 10 | 0 | 0 | 0 | 0 | 0 | 0 | 0 | 0 | 0 | 0 | 0 | 0 | 0 | 0 | 0 | 0 | 1 | 0 | 0 | 0 | 0 | 0 | 0 | 0 | 0 | 0 | 15 | 0 | 15 | |
| Special Institutions, Hospitals & Remotes | 30 | 0 | 0 | 0 | 0 | 0 | 0 | 58 | 0 | 0 | 0 | 0 | 0 | 0 | 0 | 1 | 0 | 0 | 0 | 0 | 0 | 0 | 0 | 0 | 0 | 0 | 0 | 0 | 0 | 1 | 0 | 5 | 0 | 95 | 0 | 95 | | |
| Subtotal | 1,548 | 67 | 5 | 10 | 2 | 10 | 5 | 2,783 | 53 | 4 | 6 | 2 | 9 | 19 | 82 | 5 | 1 | 270 | 11 | 7 | 3 | 106 | 7 | 0 | 84 | 4 | 2 | 15 | 4 | 9 | 0 | 9 | 1 | 11 | 2 | 5,156 | 125 | 5,281 |
| TOTAL | 7,100 | 202 | 21 | 25 | 12 | 20 | 12 | 12,088 | 168 | 16 | 22 | 9 | 18 | 69 | 270 | 26 | 7 | 1,212 | 61 | 23 | 16 | 319 | 26 | 2 | 383 | 37 | 9 | 44 | 13 | 42 | 6 | 21 | 5 | 25 | 11 | 22,340 | 604 | 22,944 |





South Metropolitan Region

9 March 2013 State General Election



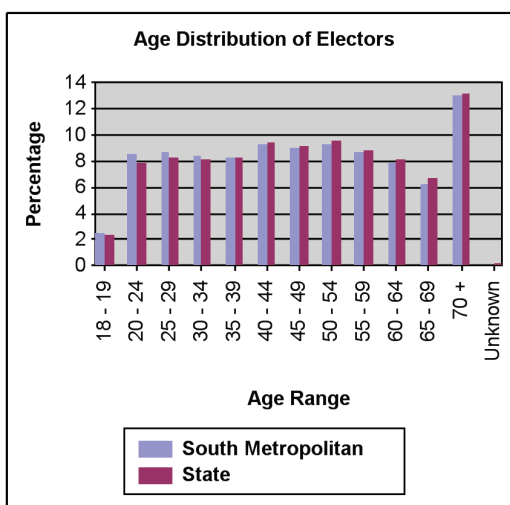
| Returning Officer |
|-------------------|
| Peter DREW |

| No. of Members to be elected |
|------------------------------|
| 6 |

| Quota Required |
|---|
| No. of formal votes +1 |
| [(No. of MLCs to be elected) + 1] |
| 306153 + 1 = 43737 |
| 6 + 1 |
| Note: The quota is the minimum number of votes required by a candidate to be elected. |

| Elected Candidates for South Metropolitan Region | | |
|--|--------------------------|-----------------|
| Order Elected | Candidate (Full Name) | Party |
| 1 | O'BRIEN, Simon McDonnell | Liberal Party |
| 2 | ELLERY, Suzanne Mary | WA Labor |
| 3 | GOIRAN, Nicolas Pierre | Liberal Party |
| 4 | DOUST, Catherine Esther | WA Labor |
| 5 | EDMAN, Phillip John | Liberal Party |
| 6 | MACLAREN, Lynn Ellen | The Greens (WA) |

| Regional Summary and Electors as at Close of Roll | | | | |
|---|-------------------------|----------------|----------------|----------------|
| District | Area (km ²) | Males | Females | Total |
| Alfred Cove | 26 | 11,337 | 12,791 | 24,128 |
| Bateman | 21 | 11,070 | 12,126 | 23,196 |
| Cannington | 29 | 11,805 | 11,948 | 23,753 |
| Cockburn | 75 | 12,596 | 13,279 | 25,875 |
| Fremantle | 43 | 12,236 | 13,686 | 25,922 |
| Jandakot | 63 | 12,234 | 12,895 | 25,129 |
| Kwinana | 201 | 13,198 | 14,195 | 27,393 |
| Riverton | 25 | 11,598 | 12,492 | 24,090 |
| Rockingham | 48 | 12,159 | 12,975 | 25,134 |
| South Perth | 37 | 11,448 | 12,801 | 24,249 |
| Southern River | 38 | 12,656 | 13,302 | 25,958 |
| Victoria Park | 26 | 12,341 | 12,778 | 25,119 |
| Warnbro | 128 | 13,676 | 14,411 | 28,087 |
| Willagee | 21 | 11,301 | 12,593 | 23,894 |
| Total | 781 | 169,655 | 182,272 | 351,927 |



| Quota = 43,737 | | 9 March 2013 State General Election South Metropolitan Region (Legislative Council) Detailed Results Report 6 Candidates to be Elected | | | | | | | | | | | | | | | | | | | | | | | | |
|-------------------|-------------|---|-------------|-------------|-----------------|-------------|-------------|------------|---------------|---------------|-------------|--------------|--------------|----------------|----------------|---------------|----------------|-----------------|-------------|----------------|----------------|-------------|---------------|--------------|----------------|--------|
| | | FFP | | SFP | | ALP | | | | | | ACP | | GRN | | | LIB | | | | | IND | IND | IND | Lost Fractions | TOTALS |
| | | McCOURT, Jim | BOLT, Steve | BLEVIN, Ian | GLOVER, Michael | ELLERY, Sue | DOUST, Kate | WOOD, Anne | ROSE, Dominic | THIEL, Sharon | BIRD, Sandy | BURDETT, Bob | CHEW, Ka-ren | MacLAREN, Lynn | SOLONEC, Tammy | JENKINS, Jean | O'BRIEN, Simon | GOIRAN, Nicolas | EDMAN, Phil | MOENS, Gabriel | JACK, Michelle | TUCAK, John | WILSON, Keith | GRAYDEN, Jim | Lost Fractions | TOTALS |
| First Preferences | 5315 | 151 | 4498 | 153 | 111017 | 503 | 439 | 391 | 181 | 495 | 5794 | 152 | 26138 | 307 | 466 | 143327 | 284 | 478 | 204 | 760 | 1909 | 2319 | 872 | 0 | 306153 | |
| O'BRIEN, Simon | Elected 1st | 9 | 2 | 1 | 0 | 0 | 15 | 3 | 4 | 2 | 2 | 6 | 2 | 9 | 2 | 8 | -99590 | 99303 | 117 | 27 | 53 | 7 | 8 | 3 | 7 | 0 |
| ELLERY, Sue | Elected 2nd | 21 | 4 | 3 | 6 | -67280 | 67029 | 84 | 33 | 21 | 30 | 4 | 0 | 22 | 1 | 1 | 0 | 0 | 3 | 0 | 4 | 1 | 2 | 1 | 10 | 0 |
| GOIRAN, Nicolas | Elected 3rd | 3 | 1 | 0 | 0 | 0 | 0 | 2 | 0 | 0 | 1 | 3 | 2 | 4 | 1 | 1 | 0 | -55850 | 55751 | 41 | 22 | 1 | 2 | 0 | 15 | 0 |
| DOUST, Kate | Elected 4th | 4 | 2 | 1 | 3 | 0 | -23810 | 23708 | 33 | 14 | 15 | 1 | 0 | 8 | 0 | 1 | 0 | 0 | 0 | 2 | 0 | 1 | 1 | 0 | 16 | 0 |
| EDMAN, Phil | Elected 5th | 1 | 0 | 0 | 0 | 0 | 0 | 1 | 0 | 0 | 0 | 0 | 0 | 1 | 0 | 1 | 0 | -12612 | 12562 | 31 | 1 | 0 | 0 | 14 | 0 | |
| CHEW, Ka-ren | Excluded | 6 | 1 | 0 | 0 | 0 | 0 | 1 | 1 | 1 | 3 | 125 | -156 | 1 | 1 | 3 | 0 | 0 | 0 | 2 | 5 | 2 | 1 | 0 | 3 | 0 |
| BOLT, Steve | Excluded | 115 | -161 | 5 | 11 | 0 | 0 | 5 | 4 | 0 | 7 | 1 | 0 | 0 | 0 | 0 | 0 | 0 | 1 | 3 | 3 | 1 | 1 | 4 | 0 | 0 |
| GLOVER, Michael | Excluded | 15 | 0 | 122 | -173 | 0 | 0 | 8 | 5 | 1 | 6 | 1 | 0 | 1 | 0 | 2 | 0 | 0 | 5 | 1 | 1 | 2 | 0 | 3 | 0 | 0 |
| THIEL, Sharon | Excluded | 8 | 0 | 4 | 0 | 0 | 0 | 44 | 58 | -220 | 82 | 4 | 0 | 1 | 6 | 1 | 0 | 0 | 3 | 0 | 1 | 1 | 0 | 7 | 0 | 0 |
| SOLONEC, Tammy | Excluded | 2 | 0 | 2 | 0 | 0 | 0 | 6 | 2 | 0 | 6 | 4 | 0 | 167 | -318 | 116 | 0 | 0 | 4 | 0 | 2 | 2 | 2 | 3 | 0 | 0 |
| ROSE, Dominic | Excluded | 22 | 0 | 5 | 0 | 0 | 0 | 282 | -531 | 0 | 171 | 8 | 0 | 9 | 0 | 6 | 0 | 0 | 7 | 2 | 6 | 1 | 1 | 11 | 0 | 0 |
| JENKINS, Jean | Excluded | 5 | 0 | 2 | 0 | 0 | 0 | 13 | 0 | 0 | 11 | 2 | 0 | 530 | 0 | -606 | 0 | 0 | 10 | 6 | 9 | 4 | 6 | 8 | 0 | 0 |
| BIRD, Sandy | Excluded | 26 | 0 | 22 | 0 | 0 | 0 | 686 | 0 | 0 | -829 | 20 | 0 | 26 | 0 | 0 | 0 | 0 | 6 | 15 | 9 | 2 | 3 | 14 | 0 | 0 |
| GRAYDEN, Jim | Excluded | 6 | 0 | 1 | 0 | 0 | 0 | 2 | 0 | 0 | 0 | 1 | 0 | 10 | 0 | 0 | 0 | 0 | 14 | 18 | 34 | 802 | -889 | 1 | 0 | 0 |
| JACK, Michelle | Excluded | 12 | 0 | 4 | 0 | 0 | 0 | 21 | 0 | 0 | 0 | 11 | 0 | 13 | 0 | 0 | 0 | 0 | 804 | -920 | 25 | 21 | 0 | 9 | 0 | 0 |
| TUCAK, John | Excluded | 9 | 0 | 0 | 0 | 0 | 0 | 4 | 0 | 0 | 0 | 1580 | 0 | 18 | 0 | 0 | 0 | 0 | 19 | 0 | -2012 | 377 | 0 | 5 | 0 | 0 |
| WILSON, Keith | Excluded | 116 | 0 | 661 | 0 | 0 | 0 | 260 | 0 | 0 | 0 | 89 | 0 | 2069 | 0 | 0 | 0 | 0 | 341 | 0 | 0 | -3546 | 0 | 10 | 0 | 0 |
| BLEVIN, Ian | Excluded | 218 | 0 | -5331 | 0 | 0 | 0 | 166 | 0 | 0 | 0 | 4662 | 0 | 95 | 0 | 0 | 0 | 0 | 187 | 0 | 0 | 0 | 0 | 3 | 0 | 0 |
| McCOURT, Jim | Excluded | -5913 | 0 | 0 | 0 | 0 | 0 | 903 | 0 | 0 | 0 | 4663 | 0 | 136 | 0 | 0 | 0 | 0 | 200 | 0 | 0 | 0 | 0 | 11 | 0 | 0 |
| MOENS, Gabriel | Excluded | 0 | 0 | 0 | 0 | 0 | 0 | 752 | 0 | 0 | 0 | 12851 | 0 | 818 | 0 | 0 | 0 | 0 | -14439 | 0 | 0 | 0 | 0 | 18 | 0 | 0 |
| WOOD, Anne | Excluded | 0 | 0 | 0 | 0 | 0 | 0 | -24236 | 0 | 0 | 0 | 429 | 0 | 23804 | 0 | 0 | 0 | 0 | 0 | 0 | 0 | 0 | 0 | 3 | 0 | 0 |
| MacLAREN, Lynn | Elected 6th | 0 | 0 | 0 | 0 | 43737 | 43737 | 3154 | 0 | 0 | 0 | 30259 | 0 | 53880 | 0 | 0 | 43737 | 43737 | 43737 | 0 | 0 | 0 | 0 | 175 | 306153 | |

| Quota = 43,737 | | 9 March 2013 State General Election South Metropolitan Region (Legislative Council) First Preference Analysis by Candidate Report | | | | | | | | | | | | | | | | | | | | | | | | | | | | | | | | Total Valid Votes | Informal | Totals |
|-----------------------|-----------------|---|------------|------------|--------------|------------|------------|---------------|--------------|------------|------------|------------|------------|------------|--------------|------------|------------|----------------|--------------|------------|------------|----------------|--------------|------------|------------|------------|------------|--------------|------------|--------------|------------|-----------------|----------------|-------------------------|--------------|----------------|
| | | FFP | | SFP | | ALP | | | | ACP | | | | GRN | | | | LIB | | | | IND | | IND | | IND | | | | | | | | | | |
| | | Ticket | Pref | Ticket | Pref | Ticket | Pref | Ticket | Pref | Ticket | Pref | Ticket | Pref | Ticket | Pref | Ticket | Pref | Ticket | Pref | Ticket | Pref | Ticket | Pref | Ticket | Pref | Ticket | Pref | Ticket | Pref | Ticket | Pref | | | | | |
| | | | | | | | | | | | | | | | | | | | | | | | | | | | | | | | | McCOURT, Jim | BOLT, Steve | | | |
| Ordinary Votes | Alfred Cove | 97 | 39 | 6 | 91 | 20 | 9 | 2,888 | 104 | 13 | 19 | 10 | 5 | 13 | 177 | 21 | 7 | 1,153 | 138 | 21 | 22 | 10,547 | 162 | 16 | 17 | 10 | 31 | 55 | 16 | 259 | 97 | 25 | 18 | 16,082 | 298 | 16,380 |
| | Bateman | 137 | 40 | 3 | 123 | 14 | 2 | 3,717 | 167 | 24 | 17 | 21 | 7 | 27 | 337 | 49 | 19 | 1,073 | 108 | 17 | 29 | 9,028 | 231 | 15 | 27 | 17 | 49 | 52 | 15 | 62 | 33 | 23 | 21 | 15,504 | 349 | 15,853 |
| | Cannington | 308 | 71 | 11 | 202 | 22 | 8 | 6,213 | 134 | 37 | 18 | 31 | 11 | 28 | 378 | 53 | 11 | 1,089 | 97 | 13 | 24 | 6,051 | 119 | 15 | 14 | 10 | 37 | 67 | 18 | 51 | 27 | 15 | 19 | 15,202 | 516 | 15,718 |
| | Cockburn | 346 | 86 | 14 | 270 | 21 | 9 | 7,251 | 140 | 20 | 29 | 29 | 10 | 40 | 253 | 22 | 8 | 1,014 | 66 | 9 | 14 | 7,198 | 136 | 11 | 24 | 9 | 32 | 82 | 17 | 59 | 17 | 27 | 14 | 17,277 | 652 | 17,929 |
| | Fremantle | 110 | 35 | 8 | 145 | 18 | 4 | 5,823 | 176 | 24 | 14 | 13 | 5 | 27 | 121 | 13 | 2 | 2,826 | 268 | 22 | 37 | 5,973 | 115 | 11 | 12 | 7 | 24 | 73 | 15 | 201 | 102 | 19 | 14 | 16,257 | 478 | 16,735 |
| | Jandakot | 219 | 60 | 7 | 196 | 28 | 9 | 5,855 | 173 | 21 | 21 | 18 | 8 | 20 | 295 | 43 | 15 | 1,158 | 115 | 12 | 21 | 9,053 | 165 | 18 | 18 | 6 | 57 | 35 | 18 | 55 | 16 | 21 | 5 | 17,761 | 436 | 18,197 |
| | Kwinana | 381 | 57 | 11 | 323 | 30 | 9 | 8,109 | 134 | 16 | 48 | 20 | 10 | 26 | 360 | 31 | 5 | 1,059 | 73 | 16 | 30 | 5,101 | 118 | 13 | 35 | 9 | 27 | 423 | 34 | 220 | 26 | 47 | 17 | 16,818 | 605 | 17,423 |
| | Riverton | 203 | 58 | 7 | 178 | 21 | 12 | 5,491 | 178 | 17 | 20 | 17 | 11 | 14 | 409 | 49 | 17 | 1,031 | 113 | 7 | 18 | 9,100 | 192 | 22 | 26 | 18 | 41 | 54 | 17 | 44 | 25 | 23 | 18 | 17,451 | 413 | 17,864 |
| | Rockingham | 180 | 46 | 5 | 271 | 24 | 9 | 8,197 | 112 | 22 | 16 | 19 | 7 | 25 | 278 | 27 | 1 | 915 | 42 | 4 | 27 | 5,082 | 67 | 7 | 28 | 3 | 13 | 110 | 10 | 59 | 12 | 19 | 12 | 15,649 | 460 | 16,109 |
| | South Perth | 134 | 31 | 2 | 101 | 11 | 7 | 3,464 | 132 | 26 | 21 | 10 | 5 | 14 | 211 | 37 | 6 | 1,184 | 143 | 20 | 29 | 10,309 | 198 | 14 | 23 | 13 | 44 | 52 | 21 | 63 | 33 | 65 | 43 | 16,466 | 336 | 16,802 |
| | Southern River | 270 | 63 | 6 | 190 | 16 | 12 | 5,456 | 136 | 18 | 20 | 22 | 5 | 18 | 442 | 25 | 9 | 794 | 52 | 4 | 9 | 10,119 | 150 | 24 | 27 | 9 | 48 | 33 | 12 | 42 | 8 | 15 | 9 | 18,063 | 512 | 18,575 |
| | Victoria Park | 175 | 50 | 9 | 144 | 16 | 3 | 5,497 | 156 | 64 | 19 | 16 | 12 | 36 | 237 | 34 | 6 | 1,562 | 193 | 25 | 22 | 6,902 | 173 | 19 | 18 | 18 | 51 | 41 | 21 | 63 | 37 | 38 | 22 | 15,679 | 465 | 16,144 |
| | Wamro | 301 | 90 | 5 | 358 | 40 | 14 | 8,258 | 177 | 30 | 19 | 33 | 7 | 34 | 268 | 31 | 6 | 1,163 | 73 | 19 | 23 | 6,861 | 114 | 15 | 41 | 10 | 50 | 90 | 17 | 66 | 7 | 14 | 23 | 18,257 | 606 | 18,863 |
| | Willagee | 205 | 52 | 11 | 171 | 17 | 11 | 6,870 | 158 | 30 | 30 | 26 | 16 | 38 | 191 | 21 | 3 | 1,833 | 167 | 23 | 24 | 5,692 | 114 | 7 | 16 | 6 | 36 | 49 | 14 | 83 | 25 | 21 | 6 | 15,966 | 623 | 16,589 |
| | Subtotal | 3,066 | 778 | 105 | 2,763 | 298 | 114 | 83,069 | 2,077 | 362 | 311 | 285 | 119 | 360 | 3,957 | 456 | 115 | 107,016 | 1,648 | 212 | 329 | 107,016 | 2,054 | 207 | 326 | 145 | 540 | 1,216 | 245 | 1,327 | 465 | 372 | 241 | 232,432 | 6,749 | 239,181 |
| Absent Votes | Alfred Cove | 23 | 7 | 2 | 33 | 2 | 1 | 402 | 10 | 4 | 1 | 2 | 1 | 3 | 21 | 0 | 1 | 266 | 15 | 5 | 4 | 1,224 | 24 | 3 | 1 | 2 | 5 | 11 | 3 | 9 | 6 | 2 | 4 | 2,097 | 66 | 2,163 |
| | Bateman | 26 | 13 | 0 | 32 | 3 | 1 | 467 | 17 | 5 | 3 | 7 | 1 | 4 | 34 | 3 | 1 | 201 | 20 | 3 | 5 | 1,073 | 31 | 0 | 1 | 2 | 9 | 10 | 4 | 18 | 7 | 3 | 3 | 2,000 | 55 | 2,055 |
| | Cannington | 54 | 19 | 1 | 43 | 7 | 0 | 636 | 26 | 8 | 4 | 6 | 0 | 8 | 54 | 8 | 3 | 203 | 13 | 4 | 9 | 759 | 30 | 3 | 3 | 3 | 5 | 20 | 4 | 18 | 4 | 7 | 1 | 1,961 | 82 | 2,043 |
| | Cockburn | 85 | 15 | 5 | 56 | 7 | 1 | 1,077 | 35 | 11 | 7 | 5 | 4 | 9 | 54 | 5 | 1 | 258 | 18 | 10 | 6 | 1,213 | 31 | 4 | 5 | 11 | 19 | 2 | 14 | 4 | 5 | 2 | 2,984 | 146 | 3,130 | |
| | Fremantle | 30 | 12 | 1 | 35 | 2 | 0 | 840 | 16 | 6 | 8 | 4 | 3 | 6 | 22 | 3 | 1 | 492 | 46 | 2 | 2 | 966 | 24 | 3 | 1 | 3 | 4 | 5 | 4 | 10 | 3 | 7 | 4 | 2,565 | 103 | 2,668 |
| | Jandakot | 42 | 14 | 5 | 59 | 4 | 1 | 591 | 17 | 2 | 5 | 3 | 0 | 7 | 37 | 4 | 0 | 179 | 7 | 5 | 3 | 1,030 | 21 | 3 | 4 | 2 | 9 | 11 | 2 | 8 | 6 | 1 | 2,083 | 61 | 2,144 | |
| | Kwinana | 75 | 24 | 3 | 91 | 3 | 3 | 1,470 | 33 | 4 | 7 | 3 | 0 | 9 | 58 | 2 | 2 | 295 | 17 | 7 | 6 | 1,166 | 29 | 4 | 6 | 1 | 9 | 38 | 2 | 17 | 4 | 8 | 2 | 3,406 | 148 | 3,554 |
| | Riverton | 18 | 9 | 2 | 40 | 1 | 0 | 346 | 15 | 3 | 1 | 4 | 2 | 5 | 23 | 4 | 1 | 121 | 13 | 5 | 0 | 734 | 25 | 2 | 2 | 2 | 2 | 7 | 1 | 3 | 3 | 1 | 1,398 | 35 | 1,433 | |
| | Rockingham | 34 | 9 | 0 | 61 | 4 | 0 | 625 | 18 | 2 | 4 | 2 | 4 | 1 | 20 | 3 | 0 | 137 | 12 | 3 | 6 | 524 | 13 | 2 | 3 | 4 | 2 | 7 | 1 | 8 | 1 | 4 | 3 | 1,517 | 56 | 1,573 |
| | South Perth | 16 | 8 | 1 | 32 | 4 | 0 | 382 | 11 | 6 | 3 | 2 | 4 | 4 | 26 | 3 | 0 | 214 | 18 | 3 | 9 | 1,139 | 43 | 2 | 6 | 1 | 13 | 10 | 4 | 12 | 2 | 4 | 4 | 1,986 | 46 | 2,032 |
| | Southern River | 46 | 19 | 2 | 44 | 1 | 3 | 517 | 24 | 4 | 3 | 2 | 1 | 4 | 50 | 8 | 3 | 168 | 18 | 5 | 6 | 940 | 34 | 6 | 11 | 3 | 10 | 9 | 4 | 0 | 3 | 0 | 1 | 1,949 | 63 | 2,012 |
| | Victoria Park | 34 | 13 | 0 | 41 | 1 | 1 | 666 | 23 | 7 | 7 | 6 | 1 | 4 | 36 | 2 | 2 | 281 | 31 | 2 | 8 | 1,045 | 36 | 3 | 4 | 1 | 22 | 6 | 3 | 9 | 5 | 8 | 4 | 2,312 | 87 | 2,399 |
| | Wamro | 47 | 14 | 2 | 83 | 5 | 1 | 895 | 23 | 5 | 2 | 1 | 2 | 8 | 39 | 5 | 1 | 206 | 11 | 3 | 4 | 896 | 25 | 2 | 14 | 2 | 7 | 13 | 3 | 7 | 1 | 5 | 2 | 2,334 | 108 | 2,442 |
| | Willagee | 39 | 11 | 2 | 47 | 7 | 1 | 707 | 17 | 2 | 6 | 2 | 1 | 7 | 28 | 3 | 2 | 290 | 36 | 4 | 9 | 700 | 13 | 3 | 2 | 1 | 6 | 9 | 1 | 9 | 5 | 5 | 0 | 1,975 | 62 | 2,037 |
| | Subtotal | 569 | 187 | 26 | 697 | 51 | 13 | 9,621 | 285 | 69 | 62 | 53 | 27 | 79 | 502 | 53 | 18 | 107,016 | 2,751 | 61 | 77 | 13,409 | 379 | 40 | 63 | 32 | 114 | 175 | 38 | 135 | 52 | 60 | 34 | 30,567 | 1,118 | 31,685 |
| Early Votes (by Post) | Alfred Cove | 7 | 1 | 2 | 5 | 2 | 3 | 354 | 15 | 5 | 0 | 1 | 2 | 12 | 1 | 2 | 79 | 8 | 0 | 2 | 1,211 | 15 | 1 | 3 | 0 | 6 | 10 | 1 | 25 | 10 | 8 | 4 | 1,795 | 10 | 1,805 | |
| | Bateman | 13 | 1 | 1 | 11 | 2 | 2 | 381 | 14 | 1 | 1 | 2 | 0 | 2 | 34 | 1 | 1 | 74 | 6 | 0 | 2 | 907 | 16 | 3 | 2 | 2 | 2 | 1 | 15 | 5 | 3 | 4 | 1,512 | 15 | 1,527 | |
| | Cannington | 18 | 2 | 1 | 18 | 2 | 1 | 445 | 16 | 3 | 5 | 2 | 0 | 1 | 28 | 6 | 1 | 44 | 6 | 1 | 0 | 432 | 20 | 0 | 1 | 5 | 2 | 3 | 0 | 6 | 2 | 1,075 | 18 | 1,093 | | |
| | Cockburn | 24 | 2 | 1 | 18 | 0 | 0 | 400 | 14 | 0 | 0 | 1 | 0 | 1 | 15 | 3 | 0 | 45 | 3 | 0 | 1 | 388 | 10 | 0 | 2 | 1 | 0 | 1 | 2 | 0 | 0 | 0 | 933 | 11 | 944 | |
| | Fremantle | 10 | 3 | 0 | 14 | 0 | 2 | 591 | 36 | 9 | 1 | 6 | 2 | 2 | 11 | 0 | 0 | 170 | 17 | 1 | 4 | 471 | 13 | 0 | 1 | 4 | 7 | 2 | 27 | 10 | 2 | 1 | 1,418 | 22 | 1,440 | |
| | Jandakot | 20 | 1 | 0 | 18 | 1 | 2 | 406 | 14 | 1 | 1 | 1 | 2 | 2 | 14 | 4 | 0 | 80 | 10 | 2 | 3 | 746 | 16 | 2 | 2 | 1 | 5 | 4 | 2 | 5 | 2 | 2 | 1,371 | 23 | 1,394 | |
| | Kwinana | 20 | 5 | 1 | 18 | 2 | 0 | 459 | 10 | 1 | 2 | 1 | 0 | 0 | 19 | 1 | 1 | 41 | 4 | 0 | 1 | 291 | 6 | 1 | 8 | 0 | 2 | | | | | | | | | |

| 9 March 2013 State General Election South Metropolitan Region (Legislative Council) First Preference Analysis by Polling Place Report Alfred Cove | | | | | | | | | | | | | | | | | | | | | | | | | | | | | | | | | | | | | | | | | | | | | | | | | |
|--|------------|----------------|-----------|----------------|-----------|--------------------|--------------|----------------|-----------|----------------|-----------|---------------|-----------|------------------|-----------|------------------|--------------|----------------|-----------|-----------------|---------------|-----------------|-----------|-------------------|-----------|-------------------|-----------|------------------|------------|-------------------|-----------|--------------------|---------------|----------------|---------------|--------------------|--------|-------------------|--------|----------------|--------|------------------|--------|-----------------|-------------------------|----------|--------|--|--|
| FFP | | SFP | | | | ALP | | | | | | ACP | | GRN | | | LIB | | | | | IND | | IND | | IND | | | | | | | | | | | | | | | | | | | | | | | |
| McCOURT, Jim | | BOLT, Steve | | BLEVIN, Ian | | GLOVER, Michael | | ELLERY, Sue | | DOUST, Kate | | WOOD, Anne | | ROSE, Dominic | | THIEL, Sharon | | BIRD, Sandy | | BURDETT, Bob | | CHEW, Ka-ren | | MacLAREN, Lynn | | SOLONEC, Tammy | | JENKINS, Jean | | O'BRIEN, Simon | | GOIRAN, Nicolas | | EDMAN, Phil | | MOEENS, Gabriel | | JACK, Michelle | | TUCAK, John | | WILSON, Keith | | GRAYDEN, Jim | | | | | |
| Ticket | Pref | | Ticket | Pref | | Ticket | Pref | | | | | | | | | | | | | Ticket | Pref | | Ticket | Pref | | | | | | | | | | | | | Ticket | Pref | Ticket | Pref | Ticket | Pref | Ticket | Pref | Total Valid Votes | Informal | Totals | | |
| Applecross Primary School | 16 | 5 | | 10 | 4 | 1 | 374 | 19 | 1 | 3 | 3 | | 2 | 42 | 0 | 1 | 198 | 22 | 3 | 4 | 2,220 | 42 | 4 | 3 | 3 | 3 | 8 | 9 | 3 | 87 | 33 | 5 | 4 | 3,129 | 46 | 3,175 | | | | | | | | | | | | | |
| Ardross Primary School | 9 | 2 | 2 | 7 | 0 | | 214 | 6 | | 1 | | | 1 | 14 | 2 | | 90 | 11 | 1 | | 677 | 9 | 1 | | | 3 | 1 | 0 | 2 | 3 | 3 | 0 | 1,059 | 15 | 1,074 | | | | | | | | | | | | | | |
| Attadale Primary School | 13 | 10 | 3 | 17 | 2 | 3 | 466 | 16 | 1 | 4 | 2 | | 2 | 18 | 6 | 3 | 185 | 25 | 4 | 3 | 2,014 | 27 | 5 | 5 | 5 | 5 | 13 | 3 | 47 | 13 | 2 | 2 | 2,924 | 58 | 2,982 | | | | | | | | | | | | | | |
| Bicton Primary School | 16 | 5 | 1 | 21 | 4 | | 643 | 20 | 2 | 3 | 2 | | 4 | 23 | 5 | | 268 | 28 | 4 | 8 | 1,645 | 28 | 1 | 3 | 1 | 2 | 8 | 4 | 14 | 11 | 4 | 4 | 2,782 | 68 | 2,850 | | | | | | | | | | | | | | |
| Booragoon Primary School | 12 | 8 | | 14 | 2 | 1 | 260 | 11 | 4 | 3 | 1 | 1 | 1 | 21 | 2 | 1 | 109 | 16 | 3 | 1 | 798 | 5 | 1 | 1 | | 3 | 2 | 1 | 7 | 2 | 2 | 3 | 1,296 | 25 | 1,321 | | | | | | | | | | | | | | |
| Melville Recreation Centre | 8 | 1 | | 10 | 1 | | 308 | 5 | 1 | 1 | | | | 10 | 0 | | 82 | 7 | 3 | 3 | 631 | 10 | | 2 | | 3 | 5 | 2 | 9 | 5 | 2 | 3 | 1,113 | 21 | 1,134 | | | | | | | | | | | | | | |
| Mt Pleasant Primary School | 20 | 5 | | 8 | 4 | | 400 | 18 | 2 | 4 | 2 | | 3 | 22 | 4 | 1 | 152 | 18 | 1 | 2 | 1,775 | 30 | 1 | 2 | | 3 | 11 | 1 | 84 | 25 | 5 | 1 | 2,608 | 44 | 2,652 | | | | | | | | | | | | | | |
| St Benedict's Hall | 3 | 3 | | 4 | 3 | | 203 | 9 | 2 | | | | | 27 | 2 | 1 | 69 | 11 | 3 | | 787 | 11 | 3 | 1 | | 4 | 6 | 2 | 9 | 5 | 2 | 1 | 1,171 | 21 | 1,192 | | | | | | | | | | | | | | |
| Total Ordinary | 97 | 39 | 6 | 91 | 20 | 5 | 2,868 | 104 | 13 | 19 | 10 | 5 | 13 | 177 | 21 | 7 | 1,153 | 138 | 21 | 22 | 10,547 | 162 | 16 | 17 | 10 | 31 | 55 | 16 | 259 | 97 | 25 | 18 | 16,082 | 298 | 16,380 | | | | | | | | | | | | | | |
| Absent Votes | 23 | 7 | 2 | 33 | 2 | 1 | 402 | 10 | 4 | 1 | 2 | 1 | 3 | 21 | 0 | 1 | 266 | 15 | 5 | 4 | 1,224 | 24 | 3 | 1 | 2 | 5 | 11 | 3 | 9 | 6 | 2 | 4 | 2,097 | 66 | 2,163 | | | | | | | | | | | | | | |
| Early Votes (by Post) | 7 | 1 | 2 | 5 | 2 | 3 | 354 | 15 | 5 | 0 | 0 | 1 | 2 | 12 | 1 | 2 | 79 | 8 | 0 | 2 | 1,211 | 15 | 1 | 3 | 0 | 6 | 10 | 1 | 25 | 10 | 8 | 4 | 1,795 | 10 | 1,805 | | | | | | | | | | | | | | |
| Early Votes (In Person) | 7 | 3 | 0 | 16 | 4 | 3 | 295 | 8 | 1 | 2 | 1 | 1 | 0 | 14 | 1 | 0 | 95 | 9 | 2 | 5 | 945 | 14 | 2 | 3 | 1 | 1 | 9 | 2 | 14 | 1 | 5 | 1 | 1,465 | 32 | 1,497 | | | | | | | | | | | | | | |
| Provisional Votes | 0 | 0 | 0 | 1 | 0 | 0 | 5 | 0 | 0 | 0 | 0 | 0 | 0 | 0 | 0 | 0 | 9 | 0 | 0 | 0 | 26 | 0 | 0 | 0 | 0 | 0 | 0 | 0 | 1 | 0 | 0 | 0 | 42 | 0 | 42 | | | | | | | | | | | | | | |
| Special Institutions, Hospitals & Remotes | 2 | 0 | 0 | 0 | 0 | 0 | 28 | 0 | 0 | 0 | 0 | 0 | 0 | 5 | 0 | 0 | 5 | 0 | 0 | 0 | 122 | 0 | 0 | 0 | 0 | 0 | 3 | 0 | 0 | 0 | 0 | 0 | 166 | 7 | 173 | | | | | | | | | | | | | | |
| Subtotal | 39 | 11 | 4 | 55 | 8 | 7 | 1,084 | 33 | 10 | 3 | 3 | 3 | 5 | 52 | 2 | 3 | 454 | 32 | 7 | 11 | 3,528 | 53 | 6 | 8 | 3 | 12 | 33 | 6 | 49 | 17 | 15 | 9 | 5,565 | 115 | 5,680 | | | | | | | | | | | | | | |
| TOTAL | 136 | 50 | 10 | 146 | 28 | 12 | 3,952 | 137 | 23 | 22 | 13 | 8 | 18 | 229 | 23 | 10 | 1,607 | 170 | 28 | 33 | 14,075 | 215 | 22 | 25 | 13 | 43 | 88 | 22 | 308 | 114 | 40 | 27 | 21,647 | 413 | 22,060 | | | | | | | | | | | | | | |

| 9 March 2013 State General Election South Metropolitan Region (Legislative Council) First Preference Analysis by Polling Place Report Bateman | | | | | | | | | | | | | | | | | | | | | | | | | | | | | | | | | | | | | | | | | | | | | | | | |
|--|------------|-------------|----------|-------------|-----------|-----------------|------------|-------------|-----------|-------------|----------|------------|------------|---------------|-----------|---------------|------------|-------------|-----------|---------------|------------|--------------|-----------|----------------|-----------|----------------|-----------|---------------|-----------|----------------|-----------|-----------------|------------|---------------|------|----------------|------|----------------|------|-------------------|----------|---------------|--|--------------|--|--|--|--|
| FFP | | SFP | | ALP | | | | | ACP | | GRN | | | LIB | | | | | IND | | IND | | IND | | | | | | | | | | | | | | | | | | | | | | | | | |
| McCOURT, Jim | | BOLT, Steve | | BLEVIN, Ian | | GLOVER, Michael | | ELLERY, Sue | | DOUST, Kate | | WOOD, Anne | | ROSE, Dominic | | THIEL, Sharon | | BIRD, Sandy | | BURDETT, Bob | | CHEW, Ka-ren | | MacLAREN, Lynn | | SOLONEC, Tammy | | JENKINS, Jean | | O'BRIEN, Simon | | GOIRAN, Nicolas | | EDMAN, Phil | | MOENS, Gabriel | | JACK, Michelle | | TUCAK, John | | WILSON, Keith | | GRAYDEN, Jim | | | | |
| Ticket | Pref | | Ticket | Pref | | Ticket | Pref | | | | | Ticket | Pref | | Ticket | Pref | | Ticket | Pref | | Ticket | Pref | | Ticket | Pref | | | | Ticket | Pref | | | | Ticket | Pref | Ticket | Pref | Ticket | Pref | Total Valid Votes | Informal | Totals | | | | | | |
| Polling Places | | | | | | | | | | | | | | | | | | | | | | | | | | | | | | | | | | | | | | | | | | | | | | | | |
| Bateman Primary School | 14 | 5 | 1 | 13 | 1 | 488 | 25 | 4 | 2 | 1 | 2 | 37 | 10 | 3 | 151 | 12 | 3 | 2 | 1,165 | 33 | 2 | 2 | 1 | 3 | 10 | 0 | 3 | 3 | 4 | 1 | 2,001 | 33 | 2,034 | | | | | | | | | | | | | | | |
| Brentwood Primary School | 16 | 9 | 2 | 18 | 4 | 471 | 22 | 4 | | 3 | 1 | 5 | 44 | 11 | 4 | 207 | 24 | 5 | 9 | 1,346 | 34 | 1 | 7 | 1 | 7 | 8 | 1 | 14 | 6 | 6 | 1 | 2,291 | 58 | 2,349 | | | | | | | | | | | | | | |
| Bull Creek Primary School | 23 | 4 | | 15 | 0 | 382 | 21 | 2 | 1 | 6 | | 23 | 5 | | 89 | 9 | 2 | 2 | 858 | 48 | | 3 | 1 | 8 | 5 | 6 | 4 | 5 | 0 | 0 | 1,522 | 30 | 1,552 | | | | | | | | | | | | | | | |
| Kardinya Primary School | 23 | 5 | | 32 | 2 | 680 | 27 | 5 | 3 | 3 | 4 | 4 | 51 | 8 | 3 | 174 | 21 | 3 | 3 | 1,169 | 29 | | 4 | 3 | 6 | 12 | 2 | 11 | 5 | 4 | 7 | 2,303 | 70 | 2,373 | | | | | | | | | | | | | | |
| Mt Pleasant Baptist Church | 9 | 3 | | 6 | 1 | 258 | 18 | 1 | | | | 1 | 21 | 0 | 2 | 73 | 7 | 2 | 2 | 604 | 11 | | 1 | 2 | 3 | 3 | 2 | 5 | 5 | 2 | 0 | 1,043 | 20 | 1,063 | | | | | | | | | | | | | | |
| Oberthur Primary School | 10 | 3 | | 16 | 3 | 311 | 10 | 1 | 1 | 1 | | 5 | 28 | 6 | 1 | 95 | 7 | | 2 | 810 | 15 | 1 | 1 | 1 | 6 | 2 | 4 | 8 | 3 | 2 | 1,355 | 26 | 1,381 | | | | | | | | | | | | | | | |
| RAAFA Estate - Bull Creek | 7 | 3 | | 8 | 0 | 300 | 10 | 1 | 2 | | | 2 | 34 | 1 | 1 | 63 | 8 | | 2 | 695 | 21 | 3 | 2 | 5 | 5 | 0 | 5 | 1 | 1 | 4 | 1,185 | 28 | 1,213 | | | | | | | | | | | | | | | |
| Winthrop Primary School | 35 | 8 | | 15 | 3 | 827 | 34 | 6 | 9 | 5 | 2 | 8 | 99 | 8 | 5 | 221 | 20 | 2 | 7 | 2,381 | 40 | 8 | 9 | 6 | 7 | 2 | 16 | 0 | 3 | 6 | 3,804 | 84 | 3,888 | | | | | | | | | | | | | | | |
| Total Ordinary | 137 | 40 | 3 | 123 | 14 | 3,717 | 167 | 24 | 17 | 21 | 7 | 27 | 337 | 49 | 19 | 1,073 | 108 | 17 | 29 | 9,028 | 231 | 15 | 27 | 17 | 49 | 52 | 15 | 62 | 33 | 23 | 21 | 15,504 | 349 | 15,853 | | | | | | | | | | | | | | |
| Absent Votes | 26 | 13 | 0 | 32 | 3 | 467 | 17 | 5 | 3 | 7 | 1 | 4 | 34 | 3 | 1 | 201 | 20 | 3 | 5 | 1,073 | 31 | 0 | 1 | 2 | 9 | 10 | 4 | 11 | 7 | 3 | 2,000 | 55 | 2,055 | | | | | | | | | | | | | | | |
| Early Votes (by Post) | 13 | 1 | 1 | 11 | 2 | 381 | 14 | 1 | 1 | 2 | 0 | 2 | 34 | 1 | 1 | 74 | 6 | 0 | 2 | 907 | 16 | 3 | 3 | 2 | 2 | 2 | 1 | 15 | 5 | 3 | 4 | 1,512 | 15 | 1,527 | | | | | | | | | | | | | | |
| Early Votes (In Person) | 29 | 1 | 0 | 10 | 2 | 324 | 7 | 3 | 1 | 0 | 0 | 2 | 39 | 3 | 4 | 96 | 5 | 1 | 2 | 788 | 25 | 1 | 1 | 0 | 2 | 5 | 0 | 3 | 1 | 2 | 1,358 | 22 | 1,380 | | | | | | | | | | | | | | | |
| Provisional Votes | 2 | 0 | 0 | 0 | 0 | 10 | 0 | 0 | 0 | 0 | 0 | 0 | 2 | 0 | 0 | 2 | 0 | 1 | 0 | 30 | 1 | 0 | 0 | 0 | 1 | 0 | 0 | 0 | 0 | 0 | 50 | 3 | 53 | | | | | | | | | | | | | | | |
| Special Institutions, Hospitals & Remotes | 1 | 0 | 0 | 0 | 0 | 89 | 0 | 0 | 0 | 0 | 0 | 0 | 1 | 0 | 0 | 14 | 0 | 0 | 0 | 296 | 3 | 1 | 0 | 0 | 2 | 0 | 0 | 0 | 0 | 0 | 407 | 7 | 414 | | | | | | | | | | | | | | | |
| Subtotal | 71 | 15 | 1 | 53 | 7 | 1,271 | 38 | 9 | 5 | 9 | 1 | 8 | 110 | 7 | 6 | 387 | 31 | 5 | 9 | 3,094 | 76 | 5 | 5 | 4 | 16 | 18 | 5 | 29 | 13 | 8 | 8 | 5,327 | 102 | 5,429 | | | | | | | | | | | | | | |
| TOTAL | 208 | 55 | 4 | 176 | 21 | 4,988 | 205 | 33 | 22 | 30 | 8 | 35 | 447 | 56 | 25 | 1,460 | 139 | 22 | 38 | 12,122 | 307 | 20 | 32 | 21 | 65 | 70 | 20 | 91 | 46 | 31 | 29 | 20,831 | 451 | 21,282 | | | | | | | | | | | | | | |

| 9 March 2013 State General Election South Metropolitan Region (Legislative Council) First Preference Analysis by Polling Place Report Cannington | | | | | | | | | | | | | | | | | | | | | | | | | | | | | | | | | | | | |
|---|------------|----------------|----------------|------------|--------------------|----------------|--------------|----------------|---------------|------------------|------------------|----------------|-----------------|------------|-----------------|-------------------|--------------|-------------------|------------------|------------------|--------------|--------------------|----------------|-------------------|-------------------|----------------|------------|------------------|-----------|-----------------|-----------|-------------------------|---------------|------------|---------------|--|
| FFP | | | SFP | | | ALP | | | | | | ACP | | GRN | | | LIB | | | | IND | | IND | | IND | | | | | | | | | | | |
| McCOURT, Jim | | BOLT, Steve | BLEVIN, Ian | | GLOVER, Michael | ELLERY, Sue | | DOUST, Kate | WOOD, Anne | ROSE, Dominic | THIEL, Sharon | BIRD, Sandy | BURDETT, Bob | | CHEW, Ka-ren | MacLAREN, Lynn | | SOLONEC, Tammy | JENKINS, Jean | OBRIEN, Simon | | GOIRAN, Nicolas | EDMAN, Phil | MOENS, Gabriel | JACK, Michelle | TUCAK, John | | WILSON, Keith | | GRAYDEN, Jim | | Total Valid Votes | Informal | Totals | | |
| Ticket | Pref | | Ticket | Pref | | Ticket | Pref | | | | | | Ticket | Pref | | Ticket | Pref | | | Ticket | Pref | | | | Ticket | Pref | Ticket | Pref | Ticket | Pref | Ticket | Pref | | | | |
| Polling Places | | | | | | | | | | | | | | | | | | | | | | | | | | | | | | | | | | | | |
| Bannister Creek Primary School | 23 | 5 | 1 | 20 | 3 | | 453 | 13 | 4 | 1 | 3 | | 1 | 39 | 1 | 100 | 12 | 2 | 2 | 496 | 8 | | 1 | 1 | 1 | 5 | 1 | 7 | 3 | 0 | 2 | 1,208 | 33 | 1,241 | | |
| Beckenham Community Church | 50 | 10 | 1 | 38 | 0 | 1 | 894 | 16 | 5 | 7 | 1 | 1 | 54 | 5 | 130 | 12 | 3 | 2 | 795 | 15 | 1 | 1 | 2 | 2 | 12 | 5 | 3 | 5 | 4 | 3 | 2,078 | 75 | 2,153 | | | |
| Brookman Primary School | 64 | 18 | 1 | 22 | 3 | | 1,135 | 16 | 5 | 7 | 8 | 3 | 4 | 51 | 7 | 123 | 9 | 3 | 1 | 685 | 10 | 2 | 3 | 6 | 15 | 3 | 8 | 4 | 1 | 1 | 2,220 | 103 | 2,323 | | | |
| Damla College | 13 | 6 | | 6 | 2 | | 305 | 11 | 3 | 1 | | | 1 | 17 | 3 | 84 | 10 | 1 | 1 | 351 | 7 | 1 | | 1 | 2 | 3 | 1 | 3 | 2 | 1 | 838 | 13 | 851 | | | |
| Gibbs Street Primary School | 44 | 8 | 3 | 44 | 3 | 1 | 974 | 21 | 5 | 2 | 4 | 2 | 6 | 37 | 10 | 160 | 18 | 2 | 4 | 944 | 15 | 3 | 5 | 1 | 4 | 9 | 4 | 7 | 1 | 0 | 1 | 2,344 | 84 | 2,428 | | |
| Lynwood Christian Church | 11 | 6 | | 11 | 2 | 1 | 462 | 11 | 2 | 1 | 2 | | 1 | 28 | 6 | 82 | 2 | 2 | 2 | 458 | 7 | 1 | 1 | 4 | 2 | 1 | 1 | 3 | 0 | 1 | 1,111 | 35 | 1,146 | | | |
| Parkwood Primary School | 17 | 2 | | 8 | 0 | | 168 | 4 | 1 | 1 | | 1 | 3 | 16 | 1 | 36 | 1 | | | 187 | 2 | | | | 0 | 0 | 0 | 0 | 0 | 0 | 0 | 448 | 10 | 458 | | |
| Sevenoaks Senior College | 40 | 2 | 2 | 24 | 3 | 4 | 664 | 13 | 6 | 3 | 1 | 1 | 5 | 40 | 4 | 135 | 13 | 1 | 3 | 730 | 18 | 2 | 1 | 7 | 12 | 2 | 8 | 4 | 2 | 2 | 1,752 | 66 | 1,818 | | | |
| St Norbert College | 23 | 4 | | 11 | 4 | | 444 | 10 | 3 | 1 | 1 | | 1 | 19 | 3 | 83 | 6 | 1 | 3 | 465 | 13 | 2 | | 3 | 7 | 6 | 0 | 3 | 0 | 3 | 1 | 1,123 | 43 | 1,166 | | |
| Wilson Primary School | 23 | 10 | 3 | 18 | 2 | 1 | 714 | 19 | 3 | 3 | 3 | 3 | 6 | 77 | 13 | 156 | 14 | | 6 | 940 | 24 | 3 | 2 | 2 | 4 | 3 | 1 | 11 | 5 | 3 | 7 | 2,080 | 54 | 2,134 | | |
| Total Ordinary | 308 | 71 | 11 | 202 | 22 | 8 | 6,213 | 134 | 37 | 18 | 31 | 11 | 28 | 378 | 53 | 11 | 1,089 | 97 | 13 | 24 | 6,051 | 119 | 15 | 14 | 10 | 37 | 67 | 18 | 51 | 27 | 15 | 19 | 15,202 | 516 | 15,718 | |
| Absent Votes | 54 | 19 | 1 | 43 | 7 | 0 | 636 | 26 | 8 | 4 | 6 | 0 | 8 | 54 | 8 | 203 | 13 | 4 | 9 | 759 | 30 | 3 | 3 | 3 | 5 | 20 | 4 | 18 | 2 | 7 | 1 | 1,961 | 82 | 2,043 | | |
| Early Votes (by Post) | 18 | 2 | 1 | 18 | 2 | 1 | 445 | 16 | 3 | 5 | 2 | 0 | 1 | 28 | 6 | 44 | 6 | 1 | 0 | 432 | 20 | 0 | 1 | 1 | 5 | 2 | 3 | 0 | 3 | 6 | 2 | 1,075 | 18 | 1,093 | | |
| Early Votes (In Person) | 46 | 6 | 1 | 18 | 1 | 0 | 753 | 20 | 5 | 8 | 0 | 2 | 0 | 44 | 5 | 118 | 14 | 3 | 4 | 730 | 17 | 0 | 1 | 1 | 5 | 12 | 1 | 9 | 2 | 3 | 2 | 1,832 | 39 | 1,871 | | |
| Provisional Votes | 0 | 0 | 0 | 0 | 0 | 0 | 8 | 0 | 0 | 0 | 0 | 0 | 0 | 3 | 0 | 3 | 0 | 0 | 0 | 8 | 0 | 0 | 0 | 0 | 0 | 0 | 0 | 0 | 0 | 0 | 0 | 22 | 2 | 24 | | |
| Special Institutions, Hospitals & Remotes | 0 | 0 | 0 | 1 | 0 | 0 | 26 | 0 | 0 | 0 | 0 | 0 | 0 | 3 | 0 | 2 | 0 | 0 | 0 | 73 | 1 | 0 | 0 | 0 | 0 | 0 | 0 | 0 | 0 | 0 | 0 | 109 | 7 | 116 | | |
| Subtotal | 118 | 27 | 3 | 80 | 10 | 1 | 1,868 | 62 | 16 | 17 | 8 | 2 | 9 | 132 | 19 | 5 | 370 | 33 | 8 | 13 | 2,002 | 68 | 3 | 5 | 5 | 15 | 37 | 8 | 27 | 7 | 16 | 5 | 4,999 | 148 | 5,147 | |
| TOTAL | 426 | 98 | 14 | 282 | 32 | 9 | 8,081 | 196 | 53 | 35 | 39 | 13 | 37 | 510 | 72 | 16 | 1,459 | 130 | 21 | 37 | 8,053 | 187 | 18 | 19 | 15 | 52 | 104 | 26 | 78 | 34 | 31 | 24 | 20,201 | 664 | 20,865 | |

| 9 March 2013 State General Election South Metropolitan Region (Legislative Council) First Preference Analysis by Polling Place Report Cockburn | | | | | | | | | | | | | | | | | | | | | | | | | | | | | | | | | | | | |
|---|------------|-------------|-----------|-------------|-----------|-----------------|--------------|-------------|-----------|-------------|------------|---------------|---------------|-------------|--------------|-----------|--------------|----------------|-----------|----------------|---------------|---------------|-----------|-----------------|-------------|----------------|----------------|-------------|-----------|---------------|-----------|--------------|-------------------|------------|---------------|--|
| FFP | | | SFP | | | ALP | | | | | ACP | | GRN | | | LIB | | | | IND | | IND | | IND | | | | | | | | | | | | |
| McCOURT, Jim | | BOLT, Steve | | BLEVIN, Ian | | GLOVER, Michael | | ELLERY, Sue | | DOUST, Kate | WOOD, Anne | ROSE, Dominic | THIEL, Sharon | BIRD, Sandy | BURDETT, Bob | | CHEW, Karen | MacLAREN, Lynn | | SOLONEC, Tammy | JENKINS, Jean | OBRIEN, Simon | | GOIRAN, Nicolas | EDMAN, Phil | MOENS, Gabriel | JACK, Michelle | TUCAK, John | | WILSON, Keith | | GRAYDEN, Jim | | | | |
| Ticket | Pref | | Ticket | Pref | | Ticket | Pref | | | | | | | Ticket | Pref | | Ticket | Pref | | | Ticket | Pref | | | | | Ticket | Pref | Ticket | Pref | Ticket | Pref | Total Valid Votes | Informal | Totals | |
| Beeliar Primary School | 32 | 7 | 1 | 32 | 1 | 2 | 647 | 13 | 1 | 1 | 6 | 4 | 4 | 23 | 1 | 1 | 101 | 7 | 1 | 2 | 745 | 16 | 1 | 2 | 1 | 3 | 10 | 1 | 2 | 2 | 0 | 1,667 | 50 | 1,717 | | |
| Coogee Primary School | 32 | 11 | 2 | 34 | 1 | 2 | 1,110 | 18 | 5 | 6 | 4 | 1 | 6 | 29 | 3 | 1 | 170 | 10 | 4 | 2 | 1,324 | 25 | 1 | 5 | 2 | 6 | 7 | 3 | 10 | 5 | 2 | 0 | 2,841 | 104 | 2,945 | |
| Jandakot Primary School | 52 | 15 | 3 | 32 | 2 | | 841 | 18 | 3 | 5 | 3 | 1 | 6 | 36 | 4 | 2 | 106 | 10 | 2 | | 869 | 22 | 5 | | | 4 | 6 | 4 | 15 | 5 | 4 | 6 | 2,081 | 65 | 2,146 | |
| Mater Christi Catholic Primary School | 21 | 7 | 1 | 7 | 2 | | 342 | 4 | | 1 | 2 | 1 | 1 | 21 | 2 | | 31 | 1 | | | 321 | 4 | | | | 3 | 7 | 0 | 0 | 2 | 0 | 0 | 781 | 28 | 809 | |
| Newton Primary School | 47 | 17 | | 37 | 3 | 3 | 1,145 | 15 | 4 | 5 | 4 | 3 | 2 | 31 | 3 | | 129 | 8 | 1 | 4 | 795 | 12 | 2 | 4 | | 2 | 16 | 2 | 10 | 1 | 2 | 1 | 2,308 | 128 | 2,436 | |
| South Coogee Primary School | 35 | 7 | 1 | 23 | 4 | | 670 | 12 | 2 | 1 | 2 | | 5 | 19 | 0 | 1 | 68 | 3 | 1 | 1 | 667 | 9 | 2 | 2 | | 3 | 5 | 2 | 1 | 0 | 0 | 1 | 1,547 | 53 | 1,600 | |
| St Michael Church | 26 | 3 | 1 | 4 | 1 | 1 | 438 | 9 | 1 | 3 | 2 | | 2 | 10 | 2 | 1 | 71 | 2 | | | 445 | 6 | | | 2 | 3 | 2 | 4 | 1 | 3 | 4 | 1,047 | 43 | 1,090 | | |
| Success Primary School | 45 | 5 | 2 | 42 | 1 | | 908 | 20 | 3 | 3 | 3 | 1 | 6 | 38 | 3 | 1 | 136 | 11 | | 3 | 1,222 | 27 | 2 | 4 | 5 | 4 | 10 | 1 | 7 | 0 | 4 | 1 | 2,518 | 63 | 2,581 | |
| Wattleup Community Hall | 7 | 0 | | 4 | 0 | | 122 | 0 | | | | | | 4 | 0 | | 21 | 0 | | | 115 | 1 | | | | 1 | 2 | 0 | 1 | 0 | 3 | 0 | 281 | 13 | 294 | |
| Yangebup Primary School | 49 | 14 | 3 | 55 | 6 | 1 | 1,028 | 31 | 1 | 4 | 3 | 3 | 8 | 42 | 4 | 2 | 181 | 14 | | 2 | 695 | 14 | 3 | 2 | 1 | 4 | 16 | 2 | 9 | 1 | 7 | 1 | 2,206 | 105 | 2,311 | |
| Total Ordinary | 346 | 86 | 14 | 270 | 21 | 9 | 7,251 | 140 | 20 | 29 | 29 | 10 | 40 | 253 | 22 | 8 | 1,014 | 66 | 9 | 14 | 7,198 | 136 | 11 | 24 | 9 | 32 | 82 | 17 | 59 | 17 | 27 | 14 | 17,277 | 652 | 17,929 | |
| Absent Votes | 85 | 15 | 5 | 56 | 7 | 1 | 1,077 | 35 | 11 | 7 | 5 | 4 | 9 | 54 | 5 | 1 | 258 | 18 | 10 | 6 | 1,213 | 31 | 4 | 5 | 5 | 11 | 19 | 2 | 14 | 4 | 5 | 2 | 2,984 | 146 | 3,130 | |
| Early Votes (by Post) | 24 | 2 | 1 | 18 | 0 | 0 | 400 | 14 | 0 | 0 | 1 | 0 | 1 | 15 | 3 | 0 | 45 | 3 | 0 | 1 | 388 | 10 | 0 | 2 | 1 | 0 | 1 | 1 | 2 | 0 | 0 | 0 | 933 | 11 | 944 | |
| Early Votes (In Person) | 30 | 5 | 0 | 25 | 8 | 0 | 619 | 17 | 1 | 0 | 3 | 1 | 4 | 25 | 3 | 1 | 87 | 5 | 0 | 3 | 551 | 13 | 2 | 1 | 2 | 5 | 6 | 2 | 2 | 4 | 2 | 1,429 | 41 | 1,470 | | |
| Provisional Votes | 3 | 0 | 0 | 0 | 0 | 0 | 4 | 0 | 0 | 0 | 0 | 0 | 0 | 0 | 0 | 0 | 1 | 0 | 0 | 0 | 5 | 0 | 0 | 0 | 0 | 0 | 1 | 0 | 0 | 0 | 0 | 0 | 14 | 0 | 14 | |
| Special Institutions, Hospitals & Remotes | 1 | 0 | 0 | 0 | 0 | 0 | 18 | 0 | 0 | 0 | 0 | 0 | 0 | 2 | 0 | 0 | 0 | 0 | 0 | 0 | 6 | 0 | 0 | 0 | 0 | 0 | 0 | 0 | 0 | 1 | 0 | 0 | 28 | 3 | 31 | |
| Subtotal | 143 | 22 | 6 | 99 | 15 | 1 | 2,118 | 66 | 12 | 7 | 9 | 5 | 14 | 96 | 11 | 2 | 391 | 26 | 10 | 10 | 2,163 | 54 | 6 | 8 | 8 | 16 | 27 | 5 | 18 | 6 | 10 | 4 | 5,388 | 201 | 5,589 | |
| TOTAL | 489 | 108 | 20 | 369 | 36 | 10 | 9,369 | 206 | 32 | 36 | 38 | 15 | 54 | 349 | 33 | 10 | 1,405 | 92 | 19 | 24 | 9,361 | 190 | 17 | 32 | 17 | 48 | 109 | 22 | 77 | 23 | 37 | 18 | 22,665 | 853 | 23,518 | |

| 9 March 2013 State General Election South Metropolitan Region (Legislative Council) First Preference Analysis by Polling Place Report Fremantle | | | | | | | | | | | | | | | | | | | | | | | | | | | | | | | | | | | |
|--|------------|-------------|-------------|------------|-----------------|--------------|------------|-------------|------------|---------------|---------------|-------------|--------------|-----------|--------------|----------------|------------|----------------|---------------|----------------|------------|-----------------|-------------|----------------|----------------|-------------|-----------|---------------|------------|--------------|-----------|-------------------|------------|---------------|----|
| FFP | | | SFP | | | ALP | | | | | ACP | | GRN | | | LIB | | | | IND | | IND | | IND | | | | | | | | | | | |
| McCOURT, Jim | | BOLT, Steve | BLEVIN, Ian | | GLOVER, Michael | ELLERY, Sue | | DOUST, Kate | WOOD, Anne | ROSE, Dominic | THIEL, Sharon | BIRD, Sandy | BURDETT, Bob | | CHEW, Ka-ren | MacLAREN, Lynn | | SOLONEC, Tammy | JENKINS, Jean | O'BRIEN, Simon | | GOIRAN, Nicolas | EDMAN, Phil | MOENS, Gabriel | JACK, Michelle | TUCAK, John | | WILSON, Keith | | GRAYDEN, Jim | | Total Valid Votes | Informal | Totals | |
| Ticket | Pref | | Ticket | Pref | | Ticket | Pref | | | | | | Ticket | Pref | | Ticket | Pref | | | Ticket | Pref | | | | Ticket | Pref | Ticket | Pref | Ticket | Pref | Ticket | Pref | | | |
| Polling Places | | | | | | | | | | | | | | | | | | | | | | | | | | | | | | | | | | | |
| Beaconsfield Primary School | 16 | 3 | 1 | 19 | 2 | 895 | 22 | 1 | 2 | | | 4 | 14 | 2 | | 439 | 42 | 3 | 3 | 752 | 13 | | 1 | | 3 | 12 | 2 | 51 | 26 | 2 | 0 | 2,331 | 63 | 2,394 | |
| Christ The King School | 26 | 7 | 3 | 26 | 0 | 882 | 22 | 3 | 2 | 3 | | 4 | 16 | 1 | 1 | 303 | 27 | 2 | 4 | 627 | 9 | 3 | 2 | 2 | 12 | 2 | 19 | 10 | 4 | 1 | 2,027 | 80 | 2,107 | | |
| East Fremantle Primary School | 11 | 3 | 1 | 22 | 3 | 865 | 27 | 8 | 2 | 2 | | 8 | 15 | 2 | | 507 | 54 | 4 | 10 | 953 | 23 | 4 | 1 | 2 | 13 | 1 | 21 | 9 | 3 | 1 | 2,578 | 57 | 2,635 | | |
| Fremantle Primary School | 8 | 2 | 1 | 15 | 1 | 464 | 23 | 2 | 1 | | | 2 | 13 | 1 | | 342 | 35 | 1 | 6 | 455 | 16 | | 1 | 1 | 5 | 2 | 52 | 18 | 1 | 3 | 1,470 | 27 | 1,497 | | |
| Fremantle Town Hall | 7 | 4 | 1 | 6 | 2 | 407 | 14 | 3 | 2 | | | 2 | 8 | 0 | 1 | 228 | 25 | 1 | 3 | 347 | 3 | | 1 | 2 | 8 | 2 | 14 | 8 | 1 | 2 | 1,104 | 45 | 1,149 | | |
| Palmyra Primary School | 19 | 7 | 2 | 20 | 4 | 971 | 21 | 4 | 3 | 3 | 1 | 3 | 25 | 4 | | 374 | 24 | 2 | 4 | 1,137 | 20 | 2 | 2 | 4 | 13 | 2 | 11 | 5 | 4 | 3 | 2,694 | 88 | 2,782 | | |
| Rottnest Island Picture Hall | 0 | 1 | | 0 | 0 | 19 | 1 | | 1 | | | | 2 | 0 | | 13 | 0 | | | 32 | 1 | | | 1 | 0 | 0 | 0 | 1 | 0 | 0 | 0 | 72 | 3 | 75 | |
| St Peter's Anglican Church Hall | 9 | 3 | | 13 | 1 | 395 | 9 | 2 | | 2 | | 1 | 10 | 2 | | 129 | 12 | 3 | 2 | 484 | 3 | | 1 | 1 | 3 | 0 | 4 | 6 | 2 | 0 | 1,100 | 29 | 1,129 | | |
| Tricolore Community Centre | 4 | 2 | | 11 | 3 | 277 | 12 | | 1 | 1 | 1 | | 9 | 0 | | 122 | 15 | 1 | | 761 | 15 | | 1 | 3 | 4 | 2 | 19 | 12 | 2 | 2 | 1,280 | 18 | 1,298 | | |
| White Gum Valley Primary School | 10 | 3 | | 13 | 2 | 648 | 25 | 1 | 1 | 1 | 1 | 3 | 9 | 1 | | 369 | 34 | 5 | 5 | 425 | 12 | 2 | 3 | 1 | 2 | 3 | 2 | 10 | 7 | 0 | 2 | 1,601 | 68 | 1,669 | |
| Total Ordinary | 110 | 35 | 8 | 145 | 18 | 5,823 | 176 | 24 | 14 | 13 | 5 | 27 | 121 | 13 | 2 | 2,826 | 268 | 22 | 37 | 5,973 | 115 | 11 | 12 | 7 | 24 | 73 | 15 | 201 | 102 | 19 | 14 | 16,257 | 478 | 16,735 | |
| Absent Votes | 30 | 12 | 1 | 35 | 2 | 840 | 16 | 6 | 8 | 4 | 3 | 6 | 22 | 3 | 1 | 492 | 46 | 2 | 2 | 966 | 24 | 3 | 1 | 3 | 4 | 5 | 4 | 10 | 3 | 7 | 4 | 2,565 | 103 | 2,668 | |
| Early Votes (by Post) | 10 | 3 | 0 | 14 | 0 | 591 | 36 | 9 | 1 | 6 | 2 | 2 | 11 | 0 | 0 | 170 | 17 | 1 | 4 | 471 | 13 | 0 | 1 | 1 | 4 | 7 | 2 | 27 | 10 | 2 | 1 | 1,418 | 22 | 1,440 | |
| Early Votes (In Person) | 13 | 7 | 3 | 16 | 3 | 679 | 20 | 3 | 3 | 1 | 2 | 2 | 18 | 1 | 0 | 305 | 33 | 1 | 10 | 672 | 17 | 0 | 0 | 3 | 1 | 8 | 2 | 6 | 6 | 2 | 2 | 1,839 | 53 | 1,892 | |
| Provisional Votes | 1 | 0 | 0 | 0 | 0 | 6 | 0 | 0 | 0 | 0 | 0 | 0 | 1 | 0 | 0 | 2 | 0 | 0 | 0 | 10 | 0 | 0 | 0 | 0 | 0 | 0 | 0 | 0 | 0 | 0 | 0 | 0 | 20 | 1 | 21 |
| Special Institutions, Hospitals & Remotes | 3 | 0 | 0 | 0 | 0 | 29 | 1 | 0 | 0 | 0 | 0 | 1 | 1 | 0 | 0 | 10 | 1 | 0 | 0 | 15 | 0 | 0 | 0 | 0 | 0 | 2 | 0 | 1 | 0 | 0 | 0 | 64 | 5 | 69 | |
| Subtotal | 57 | 22 | 4 | 65 | 5 | 2,145 | 73 | 18 | 12 | 11 | 7 | 11 | 53 | 4 | 1 | 979 | 97 | 4 | 16 | 2,134 | 54 | 3 | 2 | 7 | 9 | 22 | 8 | 44 | 19 | 11 | 7 | 5,906 | 184 | 6,090 | |
| TOTAL | 167 | 57 | 12 | 210 | 23 | 7,968 | 249 | 42 | 26 | 24 | 12 | 38 | 174 | 17 | 3 | 3,805 | 365 | 26 | 53 | 8,107 | 169 | 14 | 14 | 14 | 33 | 95 | 23 | 245 | 121 | 30 | 21 | 22,163 | 662 | 22,825 | |

| 9 March 2013 State General Election South Metropolitan Region (Legislative Council) First Preference Analysis by Polling Place Report Jandakot | | | | | | | | | | | | | | | | | | | | | | | | | | | | | | | | | | | | |
|---|------------|-------------|-------------|------------|-----------------|-------------|--------------|-------------|------------|---------------|---------------|-------------|--------------|------------|-------------|----------------|--------------|----------------|---------------|----------------|---------------|-----------------|-------------|----------------|----------------|-------------|-----------|---------------|-----------|--------------|-----------|-------------------|---------------|--------------|---------------|----|
| FFP | | SFP | | | ALP | | | | | | ACP | | GRN | | | LIB | | | | IND | | IND | | IND | | | | | | | | | | | | |
| McCOURT, Jim | | BOLT, Steve | BLEVIN, Ian | | GLOVER, Michael | ELLERY, Sue | | DOUST, Kate | WOOD, Anne | ROSE, Dominic | THIEL, Sharon | BIRD, Sandy | BURDETT, Bob | | CHEW, Karen | MacLAREN, Lynn | | SOLONEC, Tammy | JENKINS, Jean | O'BRIEN, Simon | | GOIRAN, Nicolas | EDMAN, Phil | MOENS, Gabriel | JACK, Michelle | TUCAK, John | | WILSON, Keith | | GRAYDEN, Jim | | Total Valid Votes | Informal | Totals | | |
| Ticket | Pref | | Ticket | Pref | | Ticket | Pref | | | | | | Ticket | Pref | | Ticket | Pref | | | Ticket | Pref | | | | Ticket | Pref | Ticket | Pref | Ticket | Pref | | | | | | |
| Polling Places | | | | | | | | | | | | | | | | | | | | | | | | | | | | | | | | | | | | |
| Atwell Primary School | 33 | 8 | | 38 | 3 | 3 | 914 | 26 | 3 | 2 | 1 | | 4 | 52 | 7 | 1 | 157 | 13 | | 1 | 1,373 | 23 | 3 | 1 | | 8 | 2 | 3 | 8 | 4 | 4 | 0 | 2,695 | 83 | 2,778 | |
| Aubin Grove Primary School | 20 | 6 | 1 | 15 | 3 | 1 | 525 | 13 | 2 | 4 | 2 | 2 | 4 | 37 | 3 | 2 | 98 | 6 | 1 | 2 | 963 | 19 | 3 | 2 | 3 | 7 | 1 | 0 | 4 | 0 | 2 | 0 | 1,751 | 36 | 1,787 | |
| Banksia Park Primary School | 18 | 6 | | 12 | 3 | | 431 | 10 | 1 | 2 | 1 | | 1 | 27 | 8 | 1 | 99 | 15 | 1 | 3 | 1,161 | 21 | 2 | 4 | | 6 | 4 | 3 | 9 | 0 | 2 | 1,852 | 32 | 1,884 | | |
| Bibra Lake Primary School | 25 | 12 | 2 | 29 | 6 | 1 | 983 | 32 | 5 | 1 | 2 | 1 | 3 | 34 | 4 | 1 | 200 | 29 | 2 | 4 | 888 | 20 | 3 | 4 | | 12 | 8 | 4 | 10 | 4 | 5 | 1 | 2,335 | 53 | 2,388 | |
| Harmony Primary School | 21 | 6 | 1 | 11 | 4 | | 459 | 12 | 1 | 3 | 3 | 1 | | 23 | 4 | 2 | 86 | 7 | 2 | 1 | 801 | 11 | | | 2 | 2 | 1 | 5 | 1 | 1 | 0 | 1,471 | 30 | 1,501 | | |
| Lakeland Senior High School | 22 | 6 | | 15 | 2 | 1 | 581 | 15 | 2 | 3 | 3 | | 1 | 25 | 2 | | 99 | 9 | 1 | 3 | 827 | 13 | | 2 | 1 | 3 | 5 | 0 | 7 | 1 | 2 | 0 | 1,648 | 36 | 1,684 | |
| Leeming Primary School | 21 | 3 | | 27 | 3 | 1 | 688 | 25 | 4 | 3 | | 2 | 3 | 37 | 7 | 6 | 156 | 12 | 2 | 4 | 1,349 | 24 | 1 | 2 | 2 | 9 | 6 | 3 | 7 | 4 | 1 | 0 | 2,412 | 55 | 2,467 | |
| South Lake Primary School | 35 | 4 | 1 | 30 | 1 | | 714 | 22 | 3 | 4 | 5 | 2 | 4 | 30 | 3 | | 114 | 8 | 2 | | 477 | 15 | 3 | | | 1 | 2 | 1 | 1 | 0 | 3 | 1 | 1,486 | 64 | 1,550 | |
| West Leeming Primary School | 24 | 9 | 2 | 19 | 3 | 1 | 560 | 18 | | 2 | 1 | | | 30 | 5 | 2 | 149 | 16 | 1 | 3 | 1,214 | 19 | 3 | 3 | | 9 | 5 | 3 | 4 | 2 | 3 | 1 | 2,111 | 47 | 2,158 | |
| Total Ordinary | 219 | 60 | 7 | 196 | 28 | 9 | 5,855 | 173 | 21 | 21 | 18 | 8 | 20 | 295 | 43 | 15 | 1,158 | 115 | 12 | 21 | 9,053 | 165 | 18 | 18 | 6 | 57 | 35 | 18 | 55 | 16 | 21 | 5 | 17,761 | 436 | 18,197 | |
| Absent Votes | 42 | 14 | 5 | 59 | 4 | 1 | 591 | 17 | 2 | 5 | 3 | 0 | 7 | 37 | 4 | 0 | 179 | 7 | 5 | 3 | 1,030 | 21 | 3 | 4 | | 9 | 11 | 2 | 8 | 6 | 1 | 1 | 2,083 | 61 | 2,144 | |
| Early Votes (by Post) | 20 | 1 | 0 | 18 | 1 | 2 | 406 | 14 | 1 | 1 | 1 | 2 | 2 | 14 | 4 | 0 | 80 | 10 | 2 | 3 | 746 | 16 | 2 | 2 | 1 | 5 | 4 | 2 | 5 | 2 | 2 | 2 | 1,371 | 23 | 1,394 | |
| Early Votes (In Person) | 16 | 4 | 0 | 24 | 1 | 1 | 367 | 15 | 3 | 4 | 3 | 1 | 2 | 27 | 2 | 0 | 83 | 12 | 3 | 4 | 636 | 7 | 3 | 0 | 0 | 4 | 8 | 2 | 3 | 2 | 1 | 1 | 1,239 | 24 | 1,263 | |
| Provisional Votes | 0 | 0 | 0 | 2 | 0 | 0 | 9 | 0 | 0 | 0 | 0 | 0 | 0 | 0 | 0 | 0 | 2 | 0 | 0 | 0 | 9 | 0 | 0 | 0 | 0 | 0 | 0 | 0 | 0 | 0 | 0 | 0 | 0 | 22 | 0 | 22 |
| Special Institutions, Hospitals & Remotes | 0 | 0 | 0 | 0 | 0 | 0 | 10 | 0 | 0 | 0 | 0 | 0 | 0 | 0 | 1 | 0 | 0 | 1 | 0 | 0 | 5 | 0 | 0 | 0 | 0 | 0 | 0 | 0 | 0 | 0 | 0 | 0 | 0 | 17 | 2 | 19 |
| Subtotal | 78 | 19 | 5 | 103 | 6 | 4 | 1,383 | 46 | 6 | 10 | 7 | 3 | 11 | 79 | 10 | 0 | 345 | 29 | 10 | 10 | 2,426 | 44 | 8 | 6 | 3 | 18 | 23 | 6 | 16 | 10 | 4 | 4,732 | 110 | 4,842 | | |
| TOTAL | 297 | 79 | 12 | 299 | 34 | 13 | 7,238 | 219 | 27 | 31 | 25 | 11 | 31 | 374 | 53 | 15 | 1,503 | 144 | 22 | 31 | 11,479 | 209 | 26 | 24 | 9 | 75 | 58 | 24 | 71 | 26 | 25 | 9 | 22,493 | 546 | 23,039 | |

| 9 March 2013 State General Election South Metropolitan Region (Legislative Council) First Preference Analysis by Polling Place Report Kwinana | | | | | | | | | | | | | | | | | | | | | | | | | | | | | | | | | | | |
|--|------------|-------------|-------------|------------|-----------------|-------------|---------------|-------------|------------|---------------|---------------|-------------|--------------|-----------|--------------|----------------|------------|----------------|---------------|----------------|------------|-----------------|-------------|----------------|----------------|-------------|-----------|---------------|-----------|--------------|-----------|-------------------|------------|---------------|----|
| FFP | | | SFP | | | ALP | | | | | ACP | | GRN | | | LIB | | | | | IND | | IND | | IND | | | | | | | | | | |
| McCOURT, Jim | | BOLT, Steve | BLEVIN, Ian | | GLOVER, Michael | ELLERY, Sue | | DOUST, Kate | WOOD, Anne | ROSE, Dominic | THIEL, Sharon | BIRD, Sandy | BURDETT, Bob | | CHEW, Ka-ren | MacLAREN, Lynn | | SOLONEC, Tammy | JENKINS, Jean | O'BRIEN, Simon | | GOIRAN, Nicolas | EDMAN, Phil | MOENS, Gabriel | JACK, Michelle | TUCAK, John | | WILSON, Keith | | GRAYDEN, Jim | | Total Valid Votes | Informal | Totals | |
| Ticket | Pref | | Ticket | Pref | | Ticket | Pref | | | | | | Ticket | Pref | | Ticket | Pref | | | Ticket | Pref | | | | Ticket | Pref | Ticket | Pref | Ticket | Pref | Ticket | Pref | | | |
| Polling Places | | | | | | | | | | | | | | | | | | | | | | | | | | | | | | | | | | | |
| Baldivis Primary School | 46 | 5 | 2 | 42 | 4 | | 1,054 | 12 | 2 | 7 | 3 | 2 | 102 | 4 | 1 | 131 | 8 | 1 | 3 | 1,158 | 26 | 2 | 11 | 3 | 6 | 52 | 7 | 23 | 2 | 4 | 3 | 2,728 | 68 | 2,796 | |
| Bertram Primary School | 58 | 7 | | 39 | 2 | | 752 | 12 | 2 | 5 | 1 | 3 | 40 | 6 | 1 | 131 | 4 | 2 | 1 | 665 | 9 | 1 | 3 | 1 | 5 | 40 | 2 | 10 | 0 | 7 | 2 | 1,811 | 92 | 1,903 | |
| Calista Primary School | 56 | 5 | 3 | 43 | 7 | | 945 | 23 | 1 | 9 | 2 | 1 | 29 | 2 | | 124 | 7 | 3 | 7 | 427 | 12 | 3 | 4 | 1 | 3 | 70 | 4 | 61 | 8 | 6 | 3 | 1,873 | 81 | 1,954 | |
| East Waikiki Primary School | 33 | 9 | | 22 | 4 | 2 | 993 | 18 | 2 | 6 | 5 | 1 | 24 | 4 | | 93 | 10 | 1 | 1 | 412 | 11 | 2 | 6 | | 1 | 25 | 2 | 17 | 2 | 3 | 0 | 1,712 | 53 | 1,765 | |
| Kwinana South Bush Fire Brigade | 10 | 1 | 1 | 17 | 1 | | 296 | 2 | | | 2 | | 19 | 1 | | 39 | 4 | | 1 | 313 | 5 | | | | | 18 | 3 | 9 | 2 | 2 | 0 | 747 | 18 | 765 | |
| Leda Primary School | 44 | 4 | | 37 | 2 | | 910 | 14 | 1 | 2 | | 1 | 29 | 2 | | 137 | 7 | 2 | 2 | 412 | 8 | | 3 | | 6 | 43 | 6 | 31 | 5 | 6 | 0 | 1,719 | 54 | 1,773 | |
| Medina Primary School | 43 | 8 | 1 | 36 | 1 | 2 | 964 | 21 | 2 | 5 | 1 | 1 | 31 | 4 | | 154 | 14 | 4 | 5 | 403 | 11 | 1 | 1 | 2 | 2 | 68 | 2 | 18 | 2 | 3 | 3 | 1,815 | 88 | 1,903 | |
| North Parmelia Primary School | 35 | 12 | 1 | 32 | 1 | 2 | 880 | 14 | 4 | 8 | 4 | 3 | 22 | 0 | 1 | 113 | 9 | 2 | 2 | 377 | 10 | | 3 | 1 | 1 | 43 | 4 | 16 | 1 | 5 | 4 | 1,609 | 76 | 1,685 | |
| St Vincent's School | 33 | 3 | 1 | 18 | 4 | 1 | 556 | 4 | 2 | 2 | 2 | 1 | 20 | 3 | | 56 | 3 | 1 | 4 | 259 | 10 | 1 | 2 | 1 | 1 | 37 | 1 | 21 | 3 | 8 | 0 | 1,057 | 27 | 1,084 | |
| Waikiki Primary School | 18 | 3 | 2 | 20 | 3 | | 587 | 9 | 2 | 3 | 1 | 2 | 28 | 4 | 2 | 53 | 1 | 1 | 2 | 352 | 8 | 2 | 2 | 1 | 1 | 13 | 2 | 9 | 0 | 1 | 2 | 1,132 | 34 | 1,166 | |
| Wandi Community Hall | 5 | 0 | | 17 | 1 | | 172 | 5 | | | | 1 | 16 | 1 | | 28 | 6 | 1 | 2 | 323 | 8 | 2 | | | | 14 | 1 | 5 | 1 | 2 | 0 | 615 | 14 | 629 | |
| Total Ordinary | 381 | 57 | 11 | 323 | 30 | 9 | 8,109 | 134 | 16 | 48 | 20 | 10 | 360 | 31 | 5 | 1,059 | 73 | 16 | 30 | 5,101 | 118 | 13 | 35 | 9 | 27 | 423 | 34 | 220 | 26 | 47 | 17 | 16,818 | 605 | 17,423 | |
| Absent Votes | 75 | 24 | 3 | 91 | 3 | 3 | 1,470 | 33 | 4 | 8 | 7 | 3 | 58 | 2 | 2 | 295 | 17 | 7 | 6 | 1,166 | 29 | 4 | 6 | 1 | 9 | 38 | 2 | 17 | 4 | 8 | 2 | 3,406 | 148 | 3,554 | |
| Early Votes (by Post) | 20 | 5 | 1 | 18 | 2 | 0 | 459 | 10 | 1 | 2 | 1 | 0 | 19 | 1 | 1 | 41 | 4 | 0 | 1 | 291 | 6 | 1 | 8 | 0 | 2 | 4 | 0 | 15 | 1 | 9 | 0 | 923 | 8 | 931 | |
| Early Votes (In Person) | 50 | 5 | 1 | 63 | 6 | 3 | 942 | 11 | 2 | 2 | 4 | 2 | 27 | 3 | 1 | 125 | 6 | 2 | 1 | 672 | 14 | 0 | 5 | 2 | 7 | 35 | 5 | 7 | 7 | 13 | 2 | 2,031 | 60 | 2,091 | |
| Provisional Votes | 0 | 0 | 0 | 1 | 0 | 0 | 4 | 0 | 0 | 0 | 1 | 0 | 1 | 0 | 0 | 5 | 0 | 0 | 0 | 0 | 0 | 0 | 0 | 0 | 0 | 0 | 0 | 0 | 0 | 0 | 0 | 0 | 12 | 0 | 12 |
| Special Institutions, Hospitals & Remotes | 2 | 0 | 0 | 0 | 0 | 0 | 42 | 0 | 0 | 0 | 0 | 0 | 4 | 0 | 0 | 0 | 0 | 0 | 0 | 19 | 0 | 0 | 0 | 0 | 0 | 2 | 0 | 0 | 0 | 0 | 0 | 69 | 2 | 71 | |
| Subtotal | 147 | 34 | 5 | 173 | 11 | 6 | 2,917 | 54 | 7 | 12 | 13 | 5 | 109 | 6 | 4 | 466 | 27 | 9 | 8 | 2,148 | 49 | 5 | 19 | 3 | 18 | 79 | 7 | 39 | 12 | 30 | 4 | 6,441 | 218 | 6,659 | |
| TOTAL | 528 | 91 | 16 | 496 | 41 | 15 | 11,026 | 188 | 23 | 60 | 33 | 15 | 469 | 37 | 9 | 1,525 | 100 | 25 | 38 | 7,249 | 167 | 18 | 54 | 12 | 45 | 502 | 41 | 259 | 38 | 77 | 21 | 23,259 | 823 | 24,082 | |

| 9 March 2013 State General Election South Metropolitan Region (Legislative Council) First Preference Analysis by Polling Place Report Riverton | | | | | | | | | | | | | | | | | | | | | | | | | | | | | | | | | | | | | | | | | | | | | | | | |
|---|------------|-------------|-----------|-------------|-----------|-----------------|--------------|-------------|-----------|-------------|-----------|------------|-----------|---------------|-----------|---------------|--------------|-------------|-----------|--------------|---------------|--------------|-----------|----------------|-----------|----------------|-----------|---------------|-----------|----------------|-----------|-----------------|---------------|-------------|---------------|-------------------|----------|----------------|--|-------------|--|---------------|--|--------------|--|--|--|--|
| FFP | | SFP | | ALP | | | | | ACP | | GRN | | | LIB | | | | IND | | IND | | IND | | | | | | | | | | | | | | | | | | | | | | | | | | |
| McCOURT, Jim | | BOLT, Steve | | BLEVIN, Ian | | GLOVER, Michael | | ELLERY, Sue | | DOUST, Kate | | WOOD, Anne | | ROSE, Dominic | | THIEL, Sharon | | BIRD, Sandy | | BURDETT, Bob | | CHEW, Ka-ren | | MacLAREN, Lynn | | SOLONEC, Tammy | | JENKINS, Jean | | O'BRIEN, Simon | | GOIRAN, Nicolas | | EDMAN, Phil | | MOENS, Gabriel | | JACK, Michelle | | TUCAK, John | | WILSON, Keith | | GRAYDEN, Jim | | | | |
| Ticket | Pref | Ticket | Pref | Ticket | Pref | Ticket | Pref | Ticket | Pref | Ticket | Pref | Ticket | Pref | Ticket | Pref | Ticket | Pref | Ticket | Pref | Ticket | Pref | Ticket | Pref | Ticket | Pref | Ticket | Pref | Ticket | Pref | Ticket | Pref | Ticket | Pref | Ticket | Pref | Total Valid Votes | Informal | Totals | | | | | | | | | | |
| Polling Places | | | | | | | | | | | | | | | | | | | | | | | | | | | | | | | | | | | | | | | | | | | | | | | | |
| Herald Avenue Senior Citizens Centre | 18 | 2 | | 18 | 4 | 1 | 523 | 25 | 1 | 5 | 1 | 1 | 1 | 35 | 7 | 89 | 11 | 1 | 1 | 740 | 22 | 3 | 2 | 2 | 2 | 2 | 5 | 2 | 5 | 2 | 1 | 1 | 1,527 | 39 | 1,566 | | | | | | | | | | | | | |
| Parkwood Primary School | 25 | 7 | 2 | 39 | 3 | 1 | 975 | 32 | 7 | 4 | 4 | 1 | 2 | 48 | 6 | 146 | 10 | 1 | 4 | 981 | 15 | 6 | 7 | 6 | 9 | 4 | 3 | 4 | 3 | 4 | 2,362 | 76 | 2,438 | | | | | | | | | | | | | | | |
| Riverton Primary School | 26 | 12 | 1 | 13 | 2 | 1 | 633 | 20 | 2 | 2 | | | | 58 | 11 | 4 | 108 | 16 | 1 | 3 | 1,026 | 28 | 1 | 2 | 1 | 6 | 1 | 6 | 1 | 3 | 3 | 1,994 | 55 | 2,049 | | | | | | | | | | | | | | |
| Rossmoyne Primary School | 13 | 7 | | 12 | 1 | 3 | 428 | 20 | | | | | | 36 | 5 | 3 | 111 | 13 | 1 | 1 | 1,235 | 19 | 1 | 1 | 4 | 3 | 4 | 5 | 3 | 5 | 3 | 1,941 | 34 | 1,975 | | | | | | | | | | | | | | |
| Rostrata Primary School | 38 | 12 | 2 | 28 | 1 | 2 | 999 | 21 | 6 | 2 | 1 | | 4 | 75 | 8 | 1 | 196 | 16 | 3 | 1,575 | 29 | 2 | 2 | 3 | 5 | 12 | 1 | 1 | 3 | 4 | 3 | 3,055 | 86 | 3,141 | | | | | | | | | | | | | | |
| Shelley Primary School | 22 | 5 | 1 | 18 | 0 | 1 | 382 | 11 | | 1 | 2 | 3 | | 33 | 3 | 2 | 105 | 8 | 1 | 2 | 973 | 18 | 4 | 3 | 3 | 8 | 4 | 2 | 2 | 0 | 2 | 1,621 | 23 | 1,644 | | | | | | | | | | | | | | |
| Willetton Primary School | 28 | 7 | | 28 | 2 | 2 | 707 | 17 | | 1 | 2 | 2 | 3 | 65 | 5 | 2 | 147 | 17 | 2 | 1 | 1,247 | 33 | 4 | 4 | 5 | 6 | 10 | 5 | 8 | 5 | 3 | 0 | 2,365 | 41 | 2,406 | | | | | | | | | | | | | |
| Willetton Senior High School | 33 | 6 | 1 | 22 | 8 | 1 | 844 | 32 | 1 | 5 | 7 | 3 | 3 | 59 | 4 | 4 | 129 | 22 | 1 | 3 | 1,323 | 28 | 1 | 5 | 3 | 9 | 8 | 0 | 13 | 6 | 4 | 2 | 2,586 | 59 | 2,645 | | | | | | | | | | | | | |
| Total Ordinary | 203 | 58 | 7 | 178 | 21 | 12 | 5,491 | 178 | 17 | 20 | 17 | 11 | 14 | 409 | 49 | 17 | 1,031 | 113 | 7 | 18 | 9,100 | 192 | 22 | 26 | 18 | 41 | 54 | 17 | 44 | 25 | 23 | 18 | 17,451 | 413 | 17,864 | | | | | | | | | | | | | |
| Absent Votes | 18 | 9 | 2 | 40 | 1 | 0 | 346 | 15 | 3 | 1 | 4 | 2 | 5 | 23 | 4 | 1 | 121 | 13 | 5 | 0 | 734 | 25 | 2 | 2 | 2 | 2 | 7 | 1 | 3 | 3 | 1 | 3 | 1,398 | 35 | 1,433 | | | | | | | | | | | | | |
| Early Votes (by Post) | 8 | 0 | 1 | 15 | 3 | 0 | 435 | 17 | 0 | 0 | 1 | 0 | 3 | 27 | 3 | 2 | 92 | 5 | 0 | 0 | 821 | 16 | 3 | 1 | 0 | 3 | 2 | 1 | 4 | 3 | 1 | 2 | 1,469 | 20 | 1,489 | | | | | | | | | | | | | |
| Early Votes (In Person) | 21 | 2 | 0 | 22 | 2 | 1 | 418 | 12 | 2 | 0 | 4 | 1 | 2 | 46 | 2 | 1 | 54 | 11 | 0 | 0 | 685 | 11 | 4 | 4 | 1 | 9 | 3 | 1 | 10 | 2 | 4 | 0 | 1,335 | 20 | 1,355 | | | | | | | | | | | | | |
| Provisional Votes | 0 | 0 | 0 | 0 | 0 | 0 | 2 | 0 | 0 | 0 | 0 | 0 | 0 | 0 | 0 | 0 | 3 | 0 | 0 | 0 | 0 | 1 | 0 | 0 | 0 | 0 | 0 | 0 | 0 | 0 | 0 | 0 | 6 | 2 | 8 | | | | | | | | | | | | | |
| Special Institutions, Hospitals & Remotes | 2 | 0 | 0 | 0 | 0 | 0 | 21 | 0 | 0 | 0 | 0 | 0 | 0 | 0 | 0 | 0 | 1 | 0 | 0 | 0 | 38 | 0 | 0 | 0 | 0 | 0 | 0 | 0 | 1 | 0 | 0 | 0 | 65 | 2 | 67 | | | | | | | | | | | | | |
| Subtotal | 49 | 11 | 3 | 77 | 6 | 1 | 1,222 | 44 | 5 | 1 | 9 | 3 | 10 | 98 | 9 | 4 | 271 | 29 | 5 | 0 | 2,278 | 53 | 9 | 7 | 3 | 14 | 12 | 3 | 17 | 9 | 6 | 5 | 4,273 | 79 | 4,352 | | | | | | | | | | | | | |
| TOTAL | 252 | 69 | 10 | 255 | 27 | 13 | 6,713 | 222 | 22 | 21 | 26 | 14 | 24 | 507 | 58 | 21 | 1,302 | 142 | 12 | 18 | 11,378 | 245 | 31 | 33 | 21 | 55 | 66 | 20 | 61 | 34 | 29 | 23 | 21,724 | 492 | 22,216 | | | | | | | | | | | | | |

| 9 March 2013 State General Election South Metropolitan Region (Legislative Council) First Preference Analysis by Polling Place Report Rockingham | | | | | | | | | | | | | | | | | | | | | | | | | | | | | | | | | | | |
|---|------------|----------------|----------------|------------|--------------------|----------------|---------------|----------------|---------------|------------------|------------------|----------------|-----------------|------------|-----------------|-------------------|-------------------|------------------|-------------------|--------------|---------------------|----------------|-------------------|-------------------|----------------|------------|------------------|-----------|-----------------|-----------|-----------|---------------|-------------------------|---------------|--------|
| FFP | | | SFP | | | ALP | | | | | | ACP | | | GRN | | | | LIB | | | | IND | | IND | | IND | | | | | | | | |
| McCOURT, Jim | | BOLT, Steve | BLEVIN, Ian | | GLOVER, Michael | ELLERY, Sue | | DOUST, Kate | WOOD, Anne | ROSE, Dominic | THIEL, Sharon | BIRD, Sandy | BURDETT, Bob | | CHEW, Ka-ren | MacLAREN, Lynn | SOLONEC, Tammy | JENKINS, Jean | O'BRIEN, Simon | | GOJIRAN, Nicolas | EDMAN, Phil | MOENS, Gabriel | JACK, Michelle | TUCAK, John | | WILSON, Keith | | GRAYDEN, Jim | | | | | | |
| Ticket | Pref | | Ticket | Pref | | Ticket | Pref | | | | | | Ticket | Pref | | Ticket | Pref | | | Ticket | Pref | | | | Ticket | Pref | Ticket | Pref | Ticket | Pref | Ticket | Pref | Total Valid Votes | Informal | Totals |
| Polling Places | | | | | | | | | | | | | | | | | | | | | | | | | | | | | | | | | | | |
| Bungaree Primary School | 15 | 2 | | 17 | 3 | 2 | 637 | 6 | | 2 | 3 | 1 | 3 | 15 | 2 | 66 | 3 | | 3 | 271 | 5 | | | 3 | 1 | 6 | 0 | 1 | 0 | 1 | 0 | 1,068 | 33 | 1,101 | |
| Charthouse Primary School | 38 | 6 | 1 | 46 | 3 | | 1,087 | 10 | 5 | 1 | 1 | 2 | 2 | 51 | 5 | 121 | 2 | | 4 | 772 | 6 | 1 | 2 | 1 | 3 | 19 | 2 | 10 | 2 | 2 | 3 | 2,208 | 52 | 2,260 | |
| Cooloongup Primary School | 17 | 6 | | 31 | 3 | 2 | 771 | 6 | | 1 | 1 | | 3 | 28 | 1 | 96 | 2 | | | 310 | 2 | | | | 6 | 0 | 6 | 2 | 5 | 0 | 1,299 | 45 | 1,344 | | |
| East Waikiki Primary School | 8 | 3 | | 6 | 1 | | 220 | 4 | 2 | 1 | 1 | | 1 | 6 | 0 | 23 | 0 | | | 91 | 4 | 1 | | 1 | 3 | 0 | 0 | 0 | 0 | 0 | 376 | 10 | 386 | | |
| Hillman Primary School | 21 | 1 | 3 | 31 | 2 | 3 | 647 | 11 | | 4 | 2 | | 1 | 12 | 4 | 64 | 5 | 1 | 2 | 247 | 4 | 1 | 1 | | 8 | 0 | 1 | 3 | 0 | 0 | 1,080 | 36 | 1,116 | | |
| Rockingham Autumn Centre (Drive-in) | 11 | 0 | | 7 | 0 | | 384 | 4 | 1 | 1 | 1 | | 1 | 21 | 1 | 29 | 0 | | 1 | 211 | 7 | | | 1 | 6 | 1 | 3 | 0 | 0 | 692 | 25 | 717 | | | |
| Rockingham Beach Primary School | 9 | 6 | | 20 | 4 | 1 | 1,037 | 22 | 5 | 1 | 3 | | 5 | 25 | 5 | 91 | 6 | 1 | 3 | 781 | 8 | 1 | 5 | 1 | 13 | 1 | 6 | 1 | 3 | 2 | 2,067 | 61 | 2,128 | | |
| Rockingham Senior High School | 19 | 5 | 1 | 30 | 4 | 1 | 1,050 | 15 | 3 | 2 | 4 | 1 | 6 | 37 | 1 | 102 | 5 | 1 | 2 | 633 | 8 | 1 | 5 | 1 | 12 | 2 | 8 | 0 | 0 | 1 | 1,960 | 63 | 2,023 | | |
| Safety Bay Primary School | 26 | 12 | | 50 | 3 | | 1,403 | 21 | 4 | 1 | 2 | 2 | 3 | 53 | 2 | 184 | 15 | 1 | 6 | 1,029 | 15 | 1 | 7 | 1 | 3 | 24 | 2 | 13 | 3 | 8 | 6 | 2,900 | 72 | 2,972 | |
| Safety Bay Senior High School | 16 | 5 | | 33 | 1 | | 961 | 13 | 2 | 2 | 1 | 1 | 1 | 30 | 6 | 139 | 4 | | 6 | 737 | 8 | 1 | 3 | | 2 | 13 | 2 | 11 | 1 | 0 | 1,999 | 63 | 2,062 | | |
| Total Ordinary | 180 | 46 | 5 | 271 | 24 | 9 | 8,197 | 112 | 22 | 16 | 19 | 7 | 25 | 278 | 27 | 915 | 42 | 4 | 27 | 5,082 | 67 | 7 | 28 | 3 | 13 | 110 | 10 | 59 | 12 | 19 | 12 | 15,649 | 460 | 16,109 | |
| Absent Votes | 34 | 9 | 0 | 61 | 4 | 0 | 625 | 18 | 2 | 4 | 2 | 4 | 1 | 20 | 3 | 137 | 12 | 3 | 6 | 524 | 13 | 2 | 3 | 4 | 2 | 7 | 1 | 8 | 1 | 4 | 3 | 1,517 | 56 | 1,573 | |
| Early Votes (by Post) | 18 | 4 | 0 | 21 | 6 | 1 | 706 | 26 | 3 | 7 | 0 | 2 | 2 | 29 | 2 | 60 | 3 | 0 | 0 | 606 | 7 | 1 | 7 | 1 | 2 | 3 | 1 | 16 | 1 | 6 | 1 | 1,542 | 19 | 1,561 | |
| Early Votes (In Person) | 36 | 6 | 0 | 51 | 4 | 0 | 1,420 | 19 | 3 | 4 | 1 | 0 | 2 | 48 | 1 | 144 | 2 | 1 | 6 | 899 | 10 | 0 | 10 | 1 | 2 | 11 | 2 | 12 | 4 | 5 | 2 | 2,706 | 52 | 2,758 | |
| Provisional Votes | 1 | 0 | 0 | 0 | 0 | 0 | 13 | 1 | 0 | 0 | 1 | 0 | 1 | 0 | 0 | 2 | 0 | 0 | 0 | 3 | 0 | 0 | 0 | 0 | 0 | 0 | 0 | 0 | 0 | 0 | 0 | 22 | 0 | 22 | |
| Special Institutions, Hospitals & Remotes | 0 | 0 | 0 | 0 | 0 | 0 | 54 | 0 | 0 | 0 | 0 | 0 | 0 | 1 | 0 | 2 | 0 | 0 | 0 | 43 | 1 | 0 | 0 | 0 | 0 | 0 | 0 | 0 | 0 | 0 | 0 | 101 | 2 | 103 | |
| Subtotal | 89 | 19 | 0 | 133 | 14 | 1 | 2,818 | 64 | 8 | 15 | 4 | 6 | 6 | 98 | 6 | 345 | 17 | 4 | 12 | 2,075 | 31 | 3 | 20 | 6 | 6 | 21 | 4 | 36 | 6 | 15 | 6 | 5,888 | 129 | 6,017 | |
| TOTAL | 269 | 65 | 5 | 404 | 38 | 10 | 11,015 | 176 | 30 | 31 | 23 | 13 | 31 | 376 | 33 | 1,260 | 59 | 8 | 39 | 7,157 | 98 | 10 | 48 | 9 | 19 | 131 | 14 | 95 | 18 | 34 | 18 | 21,537 | 589 | 22,126 | |

| 9 March 2013 State General Election South Metropolitan Region (Legislative Council) First Preference Analysis by Polling Place Report South Perth | | | | | | | | | | | | | | | | | | | | | | | | | | | | | | | | | | | |
|--|------------|-------------|-------------|------------|-----------------|-------------|--------------|-------------|------------|---------------|---------------|-------------|--------------|------------|-------------|----------------|--------------|----------------|---------------|----------------|---------------|-----------------|-------------|----------------|----------------|-------------|-----------|---------------|-----------|--------------|-----------|-------------------|---------------|------------|---------------|
| FFP | | SFP | | | ALP | | | | | | ACP | | GRN | | | LIB | | | | IND | | IND | | IND | | | | | | | | | | | |
| McCOURT, Jim | | BOLT, Steve | BLEVIN, Ian | | GLOVER, Michael | ELLERY, Sue | | DOUST, Kate | WOOD, Anne | ROSE, Dominic | THIEL, Sharon | BIRD, Sandy | BURDETT, Bob | | CHEW, Karen | MacLAREN, Lynn | | SOLONEC, Tammy | JENKINS, Jean | O'BRIEN, Simon | | GOIRAN, Nicolas | EDMAN, Phil | MOENS, Gabriel | JACK, Michelle | TUCAK, John | | WILSON, Keith | | GRAYDEN, Jim | | Total Valid Votes | Informal | Totals | |
| Ticket | Pref | | Ticket | Pref | | Ticket | Pref | | | | | | Ticket | Pref | | Ticket | Pref | | | Ticket | Pref | | | | Ticket | Pref | Ticket | Pref | Ticket | Pref | | | | | |
| Challenger Reserve | 18 | 1 | 8 | 1 | 1 | 239 | 16 | 1 | 2 | | | 1 | 23 | 2 | | 50 | 4 | 1 | | 708 | 13 | 4 | 1 | 3 | 2 | 4 | 0 | 2 | 0 | 5 | 1 | 1,111 | 14 | 1,125 | |
| Collier Primary School | 11 | 4 | 12 | 0 | 1 | 348 | 15 | 3 | 1 | 1 | 1 | 6 | 23 | 7 | 1 | 121 | 11 | 5 | 4 | 821 | 14 | | 1 | 3 | 2 | 8 | 3 | 7 | 2 | 8 | 3 | 1,447 | 32 | 1,479 | |
| Como Primary School | 22 | 2 | 13 | 3 | | 557 | 17 | 4 | 5 | 1 | 2 | 3 | 41 | 4 | 2 | 203 | 25 | 5 | 7 | 1,800 | 37 | 4 | 6 | 3 | 12 | 10 | 3 | 12 | 2 | 7 | 6 | 2,819 | 47 | 2,866 | |
| Curtin Primary School | 22 | 2 | 13 | 0 | 1 | 412 | 8 | 4 | 1 | 1 | 1 | 2 | 23 | 4 | 2 | 109 | 14 | 3 | 4 | 713 | 16 | | 2 | 1 | 6 | 5 | 4 | 3 | 2 | 4 | 1 | 1,382 | 42 | 1,424 | |
| Ernest Johnson Oval Pavillion | 2 | 0 | 3 | 0 | | 179 | 4 | 1 | 1 | | 1 | | 4 | 0 | | 52 | 8 | | 1 | 667 | 7 | | 1 | | 2 | 3 | 0 | 3 | 3 | 4 | 6 | 952 | 20 | 972 | |
| Kensington Primary School | 8 | 3 | 6 | 0 | | 246 | 8 | 1 | 1 | | | | 14 | 2 | | 105 | 13 | | 3 | 622 | 18 | 1 | 2 | 2 | 4 | 4 | 2 | 0 | 3 | 2 | 1,072 | 28 | 1,100 | | |
| South Perth Primary School | 12 | 7 | 19 | 3 | 1 | 451 | 20 | 4 | 3 | 6 | | 1 | 21 | 4 | | 187 | 30 | 2 | 4 | 1,884 | 37 | 2 | 5 | 1 | 4 | 6 | 8 | 21 | 16 | 12 | 16 | 2,787 | 43 | 2,830 | |
| St Augustine's Church Hall | 8 | 2 | 4 | 1 | | 260 | 6 | 1 | 1 | | | | 11 | 3 | | 76 | 10 | 2 | 2 | 631 | 7 | | 1 | | 2 | 3 | 0 | 4 | 4 | 6 | 3 | 1,048 | 28 | 1,076 | |
| St Pius X Parish Hall | 26 | 5 | 17 | 3 | 1 | 525 | 24 | 6 | 6 | | 1 | | 36 | 6 | 1 | 164 | 18 | | 2 | 1,641 | 30 | 1 | 2 | | 5 | 3 | 1 | 6 | 2 | 9 | 2 | 2,544 | 53 | 2,597 | |
| Uniting Church Hall | 5 | 5 | 6 | 0 | 2 | 247 | 14 | 1 | | 1 | | 1 | 15 | 5 | | 117 | 10 | 2 | 2 | 822 | 19 | 2 | 2 | | 5 | 6 | 0 | 3 | 2 | 7 | 3 | 1,304 | 29 | 1,333 | |
| Total Ordinary | 134 | 31 | 2 | 101 | 11 | 7 | 3,464 | 132 | 26 | 21 | 10 | 5 | 14 | 211 | 37 | 6 | 1,184 | 143 | 20 | 29 | 10,309 | 198 | 14 | 23 | 13 | 44 | 52 | 21 | 63 | 33 | 65 | 43 | 16,466 | 336 | 16,802 |
| Absent Votes | 16 | 8 | 1 | 32 | 4 | 0 | 382 | 11 | 6 | 3 | 2 | 4 | 4 | 26 | 3 | 0 | 214 | 18 | 3 | 9 | 1,139 | 43 | 2 | 6 | 1 | 13 | 10 | 4 | 12 | 2 | 4 | 4 | 1,986 | 46 | 2,032 |
| Early Votes (by Post) | 9 | 1 | 0 | 6 | 0 | 0 | 188 | 16 | 1 | 0 | 2 | 0 | 1 | 10 | 1 | 0 | 31 | 8 | 1 | 1 | 496 | 16 | 1 | 1 | 0 | 2 | 3 | 1 | 8 | 1 | 10 | 3 | 818 | 13 | 831 |
| Early Votes (In Person) | 9 | 4 | 0 | 9 | 1 | 0 | 294 | 13 | 1 | 0 | 1 | 3 | 4 | 21 | 5 | 2 | 104 | 9 | 2 | 3 | 998 | 33 | 2 | 4 | 1 | 6 | 6 | 1 | 4 | 1 | 5 | 4 | 1,550 | 20 | 1,570 |
| Provisional Votes | 1 | 0 | 0 | 0 | 0 | 0 | 2 | 0 | 0 | 0 | 0 | 0 | 0 | 1 | 0 | 0 | 2 | 0 | 0 | 2 | 0 | 0 | 0 | 0 | 0 | 0 | 0 | 0 | 0 | 0 | 0 | 0 | 8 | 0 | 8 |
| Special Institutions, Hospitals & Remotes | 7 | 0 | 0 | 0 | 0 | 0 | 62 | 2 | 0 | 0 | 0 | 0 | 0 | 5 | 0 | 0 | 6 | 0 | 0 | 145 | 0 | 0 | 0 | 0 | 0 | 1 | 2 | 0 | 1 | 0 | 1 | 2 | 234 | 7 | 241 |
| Subtotal | 42 | 13 | 1 | 47 | 5 | 0 | 928 | 42 | 8 | 3 | 5 | 7 | 9 | 63 | 9 | 2 | 357 | 35 | 6 | 13 | 2,780 | 92 | 5 | 11 | 2 | 22 | 21 | 6 | 25 | 4 | 20 | 13 | 4,596 | 86 | 4,682 |
| TOTAL | 176 | 44 | 3 | 148 | 16 | 7 | 4,392 | 174 | 34 | 24 | 15 | 12 | 23 | 274 | 46 | 8 | 1,541 | 178 | 26 | 42 | 13,089 | 290 | 19 | 34 | 15 | 66 | 73 | 27 | 88 | 37 | 85 | 56 | 21,062 | 422 | 21,484 |

| 9 March 2013 State General Election South Metropolitan Region (Legislative Council) First Preference Analysis by Polling Place Report Southern River | | | | | | | | | | | | | | | | | | | | | | | | | | | | | | | | | | | |
|---|------------|----------------|----------------|------------|--------------------|----------------|--------------|----------------|---------------|------------------|------------------|----------------|-----------------|------------|----------------|-------------------|--------------|-------------------|------------------|-------------------|---------------|--------------------|----------------|-------------------|-------------------|----------------|-----------|------------------|-----------|-----------------|-----------|-----------|-------------------------|------------|---------------|
| FFP | | | SFP | | | ALP | | | | | | ACP | | GRN | | | | LIB | | | | | IND | | IND | | IND | | | | | | | | |
| McCOURT, Jim | | BOLT, Steve | BLEVIN, Ian | | GLOVER, Michael | ELLERY, Sue | | DOUST, Kate | WOOD, Anne | ROSE, Dominic | THIEL, Sharon | BIRD, Sandy | BURDETT, Bob | | CHEW, Karen | MacLAREN, Lynn | | SOLONEC, Tammy | JENKINS, Jean | O'BRIEN, Simon | | GOIRAN, Nicolas | EDMAN, Phil | MOENS, Gabriel | JACK, Michelle | TUCAK, John | | WILSON, Keith | | GRAYDEN, Jim | | | | | |
| Ticket | Pref | | Ticket | Pref | | Ticket | Pref | | | | | | Ticket | Pref | | Ticket | Pref | | | Ticket | Pref | | | | Ticket | Pref | Ticket | Pref | Ticket | Pref | Ticket | Pref | Total Valid Votes | Informal | Totals |
| Polling Places | | | | | | | | | | | | | | | | | | | | | | | | | | | | | | | | | | | |
| Amhurst Community Centre | 40 | 3 | 19 | 3 | 2 | 648 | 6 | 1 | 2 | | 2 | 2 | 54 | 5 | 1 | 101 | 5 | | 1 | 1,145 | 12 | 1 | 2 | 1 | 6 | 5 | 0 | 7 | 0 | 2 | 0 | 2,076 | 43 | 2,119 | |
| Bletchley Park Primary School | 23 | 5 | 13 | 0 | | 392 | 11 | 2 | 2 | | 2 | 2 | 42 | 1 | 2 | 46 | 5 | | | 915 | 9 | 1 | 1 | 1 | 6 | 1 | 0 | 2 | 1 | 0 | 0 | 1,483 | 32 | 1,515 | |
| Caladenia Primary School | 18 | 3 | 15 | 0 | | 588 | 14 | 3 | 5 | 4 | | 3 | 45 | 0 | 1 | 89 | 3 | | 2 | 1,065 | 22 | 3 | 2 | 1 | 3 | 2 | 2 | 1 | 0 | 2 | 4 | 1,900 | 38 | 1,938 | |
| Campbell Primary School | 39 | 13 | 28 | 3 | 4 | 938 | 34 | 4 | 5 | 6 | 1 | 4 | 89 | 3 | 3 | 133 | 7 | | | 1,956 | 38 | 3 | 5 | 3 | 8 | 5 | 1 | 3 | 0 | 2 | 1 | 3,341 | 92 | 3,433 | |
| Canning Vale College | 18 | 5 | 11 | 1 | 1 | 367 | 5 | 1 | | 1 | 2 | 4 | 31 | 3 | | 68 | 7 | | 2 | 691 | 11 | 4 | 4 | 4 | 6 | 4 | 1 | 3 | 2 | 2 | 0 | 1,257 | 26 | 1,283 | |
| Canning Vale Primary School | 37 | 14 | 23 | 1 | 1 | 763 | 29 | 1 | 3 | 3 | | 1 | 41 | 4 | | 106 | 12 | | 1 | 1,697 | 24 | 1 | 3 | 1 | 7 | 2 | 0 | 9 | 2 | 1 | 0 | 2,788 | 129 | 2,917 | |
| Huntingdale Primary School | 69 | 9 | 63 | 3 | 3 | 1,146 | 25 | 5 | 2 | 2 | | | 84 | 6 | 2 | 158 | 6 | 1 | 3 | 1,265 | 16 | 6 | 1 | 2 | 5 | 9 | 6 | 9 | 2 | 3 | 3 | 2,915 | 106 | 3,021 | |
| Ranford Primary School | 26 | 11 | 18 | 5 | 1 | 614 | 12 | 1 | 1 | 5 | | 2 | 56 | 3 | | 93 | 7 | 3 | | 1,385 | 18 | 5 | 9 | 1 | 7 | 5 | 2 | 8 | 1 | 3 | 1 | 2,303 | 46 | 2,349 | |
| Total Ordinary | 270 | 63 | 6 | 190 | 16 | 12 | 5,456 | 136 | 18 | 20 | 22 | 5 | 18 | 442 | 25 | 9 | 794 | 52 | 4 | 9 | 10,119 | 150 | 24 | 27 | 9 | 48 | 33 | 12 | 42 | 8 | 15 | 9 | 18,063 | 512 | 18,575 |
| Absent Votes | 46 | 19 | 2 | 44 | 1 | 3 | 517 | 24 | 4 | 3 | 2 | 1 | 4 | 50 | 8 | 3 | 168 | 18 | 5 | 6 | 940 | 34 | 6 | 11 | 3 | 10 | 9 | 4 | 0 | 3 | 0 | 1 | 1,949 | 63 | 2,012 |
| Early Votes (by Post) | 25 | 7 | 1 | 22 | 1 | 1 | 482 | 25 | 0 | 3 | 3 | 6 | 2 | 42 | 5 | 0 | 51 | 3 | 0 | 0 | 922 | 24 | 1 | 2 | 0 | 7 | 3 | 3 | 9 | 1 | 2 | 2 | 1,655 | 24 | 1,679 |
| Early Votes (In Person) | 19 | 3 | 3 | 25 | 2 | 0 | 373 | 12 | 3 | 1 | 3 | 0 | 0 | 28 | 2 | 1 | 71 | 5 | 3 | 2 | 669 | 16 | 1 | 2 | 2 | 1 | 7 | 2 | 7 | 1 | 0 | 0 | 1,264 | 33 | 1,297 |
| Provisional Votes | 1 | 0 | 0 | 0 | 0 | 0 | 7 | 0 | 0 | 0 | 0 | 0 | 0 | 0 | 0 | 0 | 3 | 0 | 0 | 0 | 15 | 0 | 0 | 0 | 0 | 0 | 0 | 0 | 0 | 0 | 0 | 0 | 26 | 2 | 28 |
| Special Institutions, Hospitals & Remotes | 0 | 0 | 0 | 0 | 0 | 0 | 0 | 0 | 0 | 0 | 0 | 0 | 0 | 0 | 0 | 0 | 0 | 0 | 0 | 0 | 0 | 0 | 0 | 0 | 0 | 0 | 0 | 0 | 0 | 0 | 0 | 0 | 0 | 0 | 0 |
| Subtotal | 91 | 29 | 6 | 91 | 4 | 4 | 1,379 | 61 | 7 | 7 | 8 | 7 | 6 | 120 | 15 | 4 | 293 | 26 | 8 | 8 | 2,546 | 74 | 8 | 15 | 5 | 18 | 19 | 9 | 16 | 5 | 2 | 3 | 4,894 | 122 | 5,016 |
| TOTAL | 361 | 92 | 12 | 281 | 20 | 16 | 6,835 | 197 | 25 | 27 | 30 | 12 | 24 | 562 | 40 | 13 | 1,087 | 78 | 12 | 17 | 12,665 | 224 | 32 | 42 | 14 | 66 | 52 | 21 | 58 | 13 | 17 | 12 | 22,957 | 634 | 23,591 |

| 9 March 2013 State General Election South Metropolitan Region (Legislative Council) First Preference Analysis by Polling Place Report Victoria Park | | | | | | | | | | | | | | | | | | | | | | | | | | | | | | | | | | | | | | | | | | | | | | | | |
|--|------------|-------------|-----------|-------------|-----------|-----------------|--------------|-------------|-----------|-------------|-----------|------------|-----------|---------------|-----------|---------------|--------------|-------------|-----------|--------------|--------------|-------------|-----------|----------------|-----------|----------------|-----------|---------------|-----------|----------------|-----------|-----------------|---------------|-------------|---------------|----------------|------|----------------|-------|-------------|-------|-------------------|----------|--------------|--|--|--|--|
| FFP | | SFP | | | | ALP | | | | | | ACP | | GRN | | | | | LIB | | | | | IND | | IND | | IND | | | | | | | | | | | | | | | | | | | | |
| McCOURT, Jim | | BOLT, Steve | | BLEVIN, Ian | | GLOVER, Michael | | ELLERY, Sue | | DOUST, Kate | | WOOD, Anne | | ROSE, Dominic | | THIEL, Sharon | | BIRD, Sandy | | BURDETT, Bob | | CHEW, Karen | | MACLAREN, Lynn | | SOLONEC, Tammy | | JENKINS, Jean | | O'BRIEN, Simon | | GOIRAN, Nicolas | | EDMAN, Phil | | MOENS, Gabriel | | JACK, Michelle | | TUCAK, John | | WILSON, Keith | | GRAYDEN, Jim | | | | |
| Ticket | Pref | | Ticket | Pref | | Ticket | Pref | | | | | | | | | | | Ticket | Pref | | | Ticket | Pref | | | | | Ticket | Pref | | | | | | | Ticket | Pref | Ticket | Pref | Ticket | Pref | Total Valid Votes | Informal | Totals | | | | |
| Polling Places | | | | | | | | | | | | | | | | | | | | | | | | | | | | | | | | | | | | | | | | | | | | | | | | |
| Bentley Baptist Church | 25 | 3 | | | | 10 | 1 | | | | 424 | 10 | 7 | | | | | 2 | 41 | 6 | 1 | 122 | 14 | | | | 484 | 15 | 3 | 1 | 1 | 1 | 3 | 3 | 1 | 3 | 2 | 0 | 0 | 3 | 1,184 | 29 | 1,213 | | | | | |
| Bentley Community Centre | 10 | 1 | 2 | 6 | 0 | | | | 193 | 4 | 1 | 1 | | | | | | 1 | 8 | 2 | | 43 | 4 | | | | 127 | 4 | 1 | | 1 | 2 | 1 | 0 | 4 | 4 | 0 | 0 | 421 | 18 | 439 | | | | | | | |
| Bentley Community Centre (Drive-in) | 0 | 0 | | 1 | 0 | | | | 13 | 1 | | | | | | | | | 0 | 0 | | 1 | 0 | | | | 2 | 0 | 0 | 0 | 0 | 0 | 0 | 0 | 0 | 0 | 0 | 0 | 0 | 0 | 0 | 18 | 0 | 18 | | | | |
| Carlisle Memorial Hall | 8 | 6 | | 14 | 2 | | | | 515 | 21 | 4 | 1 | 3 | 1 | | | | 2 | 18 | 3 | | 101 | 16 | 3 | 2 | | 503 | 17 | 1 | 3 | 1 | 2 | 3 | 3 | 4 | 1 | 2 | 0 | 0 | 1,260 | 37 | 1,297 | | | | | | |
| East Victoria Park Primary School | 25 | 8 | | 17 | 3 | 1 | | | 639 | 20 | 7 | 4 | 1 | 2 | | | | 6 | 21 | 8 | | 180 | 20 | 6 | 2 | | 749 | 21 | 2 | 3 | 2 | 8 | 7 | 2 | 6 | 4 | 4 | 1 | 0 | 1,779 | 65 | 1,844 | | | | | | |
| Furqan Community Centre | 6 | 0 | | 6 | 1 | | | | 172 | 5 | 2 | | | | | | | 2 | 9 | 0 | | 52 | 3 | 1 | 1 | | 153 | 5 | 1 | | 1 | 1 | 1 | 2 | 5 | 0 | 0 | 428 | 15 | 443 | | | | | | | | |
| Guide Dog Discovery Centre | 0 | 0 | | 7 | 0 | | | | 190 | 3 | 2 | | | | | | | 1 | 8 | 0 | | 53 | 11 | 2 | 2 | | 236 | 1 | 1 | | 1 | 2 | 2 | 1 | 4 | 2 | 1 | 0 | 530 | 6 | 536 | | | | | | | |
| Homestead Seniors Centre | 10 | 5 | 1 | 8 | 0 | | | | 555 | 10 | 2 | 3 | | | | | | 6 | 13 | 3 | 2 | 147 | 17 | 1 | 3 | | 772 | 15 | 2 | 1 | 3 | 7 | 4 | 3 | 4 | 2 | 4 | 3 | 1,606 | 47 | 1,653 | | | | | | | |
| Kensington Primary School | 9 | 4 | 1 | 9 | 2 | 1 | | | 283 | 5 | 5 | 1 | 1 | 1 | | | | 1 | 11 | 2 | | 94 | 15 | 3 | | | 628 | 12 | 2 | | 3 | 5 | 3 | 1 | 4 | 1 | 3 | 4 | 1,114 | 16 | 1,130 | | | | | | | |
| Kent Street Senior High School | 7 | 5 | | 10 | 0 | | | | 168 | 4 | 4 | 1 | 1 | 2 | | | | 2 | 5 | 1 | 1 | 68 | 13 | 3 | | | 298 | 10 | | | 2 | 3 | 1 | 0 | 1 | 1 | 1 | 1 | 613 | 19 | 632 | | | | | | | |
| Lathlain Primary School | 21 | 5 | 1 | 20 | 1 | | | | 715 | 19 | 9 | 1 | 1 | 1 | | | | 7 | 34 | 5 | 1 | 181 | 20 | 2 | 3 | | 1,003 | 26 | 5 | 1 | 2 | 8 | 2 | 1 | 10 | 5 | 6 | 4 | 2,120 | 52 | 2,172 | | | | | | | |
| Millen Primary School | 15 | 2 | 2 | 12 | 4 | | | | 472 | 19 | 9 | 1 | 1 | 4 | | | | 2 | 17 | 1 | | 196 | 25 | 1 | 2 | | 561 | 14 | 2 | 4 | 2 | 1 | 3 | 0 | 6 | 3 | 5 | 1 | 1,387 | 65 | 1,452 | | | | | | | |
| Park Recreation Centre | 23 | 9 | 1 | 18 | 2 | | | | 711 | 24 | 9 | 5 | 3 | 1 | | | | 3 | 31 | 2 | | 252 | 31 | 2 | 5 | | 945 | 27 | 1 | 3 | | 9 | 7 | 3 | 10 | 11 | 4 | 3 | 2,155 | 61 | 2,216 | | | | | | | |
| South Bentley Community Care Centre | 13 | 2 | | 6 | 0 | 1 | | | 223 | 6 | 2 | 1 | | | | | | | 17 | 0 | 1 | 46 | 3 | | 2 | | 182 | 3 | | | 1 | 5 | 3 | 4 | 0 | 2 | 2 | 527 | 22 | 549 | | | | | | | | |
| Swan Village Of Care | 3 | 0 | 1 | 0 | 0 | | | | 224 | 5 | 1 | | | | | | | | 4 | 1 | | 26 | 1 | 1 | | | 259 | 3 | | | | 2 | 0 | 3 | 1 | 0 | 0 | 0 | 537 | 13 | 550 | | | | | | | |
| Total Ordinary | 175 | 50 | 9 | 144 | 16 | 3 | 5,497 | 156 | 64 | 19 | 16 | 12 | 36 | 237 | 34 | 6 | 1,562 | 193 | 25 | 22 | 6,902 | 173 | 19 | 18 | 18 | 51 | 41 | 21 | 63 | 37 | 38 | 22 | 15,679 | 465 | 16,144 | | | | | | | | | | | | | |
| Absent Votes | 34 | 13 | 0 | 41 | 1 | 1 | 666 | 23 | 7 | 7 | 6 | 1 | 4 | 36 | 2 | 2 | 281 | 31 | 2 | 8 | 1,045 | 36 | 3 | 4 | 1 | 22 | 6 | 3 | 9 | 5 | 8 | 4 | 2,312 | 87 | 2,399 | | | | | | | | | | | | | |
| Early Votes (by Post) | 11 | 2 | 1 | 6 | 2 | 2 | 464 | 21 | 3 | 6 | 1 | 0 | 3 | 27 | 5 | 0 | 90 | 12 | 5 | 0 | 536 | 7 | 2 | 3 | 0 | 2 | 2 | 1 | 11 | 5 | 3 | 3 | 1,236 | 16 | 1,252 | | | | | | | | | | | | | |
| Early Votes (In Person) | 25 | 5 | 1 | 12 | 5 | 0 | 513 | 16 | 7 | 2 | 2 | 3 | 3 | 16 | 2 | 0 | 136 | 13 | 1 | 1 | 642 | 17 | 1 | 8 | 2 | 3 | 1 | 3 | 4 | 5 | 1 | 4 | 1,454 | 33 | 1,487 | | | | | | | | | | | | | |
| Provisional Votes | 0 | 0 | 0 | 0 | 1 | 0 | 6 | 1 | 0 | 0 | 0 | 0 | 0 | 0 | 0 | 0 | 3 | 1 | 0 | 0 | 9 | 0 | 0 | 0 | 0 | 0 | 0 | 0 | 0 | 0 | 0 | 0 | 0 | 0 | 0 | 0 | 0 | 0 | 0 | 0 | 22 | 1 | 23 | | | | | |
| Special Institutions, Hospitals & Remotes | 5 | 0 | 0 | 0 | 0 | 0 | 153 | 0 | 0 | 0 | 0 | 0 | 0 | 3 | 0 | 0 | 19 | 0 | 0 | 0 | 146 | 2 | 0 | 0 | 0 | 0 | 1 | 2 | 0 | 0 | 0 | 0 | 0 | 0 | 0 | 0 | 0 | 0 | 0 | 0 | 332 | 11 | 343 | | | | | |
| Subtotal | 75 | 20 | 2 | 59 | 9 | 3 | 1,802 | 61 | 17 | 15 | 9 | 4 | 10 | 83 | 9 | 2 | 529 | 57 | 8 | 9 | 2,378 | 62 | 6 | 15 | 3 | 28 | 11 | 7 | 24 | 15 | 13 | 11 | 5,356 | 148 | 5,504 | | | | | | | | | | | | | |
| TOTAL | 250 | 70 | 11 | 203 | 25 | 6 | 7,299 | 217 | 81 | 34 | 25 | 16 | 46 | 320 | 43 | 8 | 2,091 | 250 | 33 | 31 | 9,280 | 235 | 25 | 33 | 21 | 79 | 52 | 28 | 87 | 52 | 51 | 33 | 21,035 | 613 | 21,648 | | | | | | | | | | | | | |

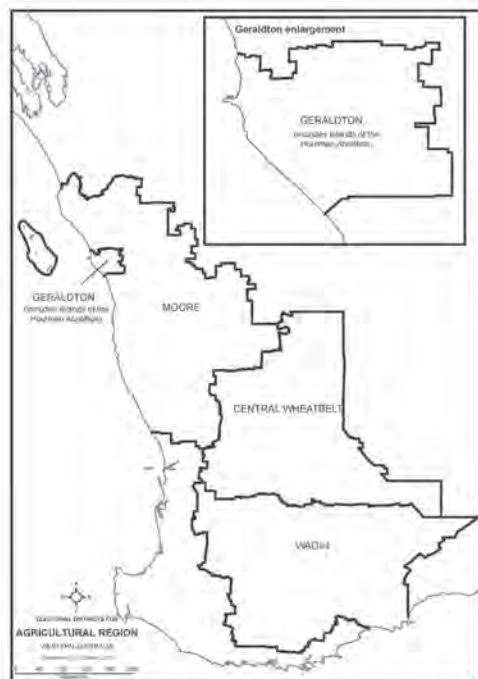
| 9 March 2013 State General Election South Metropolitan Region (Legislative Council) First Preference Analysis by Polling Place Report Warnbro | | | | | | | | | | | | | | | | | | | | | | | | | | | | | | | | | | | | | | | | | | | | | | | | |
|--|------------|-------------|----------|-------------|-----------|-----------------|---------------|-------------|-----------|-------------|-----------|------------|-----------|---------------|-----------|---------------|--------------|-------------|-----------|--------------|--------------|--------------|-----------|----------------|-----------|----------------|------------|---------------|-----------|----------------|-----------|-----------------|---------------|-------------|---------------|----------------|--------|----------------|--------|-------------|--------|---------------|--------|--------------|-------------------|----------|--------|--|
| FFP | | SFP | | | | ALP | | | | | | ACP | | GRN | | | | LIB | | | | IND | | IND | | IND | | | | | | | | | | | | | | | | | | | | | | |
| McCOURT, Jim | | BOLT, Steve | | BLEVIN, Ian | | GLOVER, Michael | | ELLERY, Sue | | DOUST, Kate | | WOOD, Anne | | ROSE, Dominic | | THIEL, Sharon | | BIRD, Sandy | | BURDETT, Bob | | CHEW, Ka-ren | | MacLAREN, Lynn | | SOLONEC, Tammy | | JENKINS, Jean | | O'BRIEN, Simon | | GOIRAN, Nicolas | | EDMAN, Phil | | MOENS, Gabriel | | JACK, Michelle | | TUCAK, John | | WILSON, Keith | | GRAYDEN, Jim | | | | |
| Ticket | Pref | | Ticket | Pref | | Ticket | Pref | | | | | | | | | | | | Ticket | Pref | | Ticket | Pref | | | | | | | | | | | | | | Ticket | Pref | Ticket | Pref | Ticket | Pref | Ticket | Pref | Total Valid Votes | Informal | Totals | |
| Coastal Community Centre | 11 | 5 | | | | 18 | 2 | 2 | 461 | 12 | 2 | | | 2 | | 6 | | | 6 | 1 | | 75 | 8 | 2 | | | | 384 | 9 | 1 | 1 | | | 3 | | 3 | 2 | 2 | 0 | 0 | 3 | 1,021 | 28 | 1,049 | | | | |
| Koorana Primary School | 32 | 14 | 1 | | | 40 | 6 | 1 | 855 | 11 | 2 | 2 | 3 | 2 | | 4 | | | 31 | 3 | | 122 | 6 | | 2 | | | 458 | 4 | 2 | 4 | | | 3 | | 12 | 2 | 10 | 0 | 1 | 1 | 1,634 | 60 | 1,694 | | | | |
| Makybe Rise Primary School | 13 | 3 | | | | 9 | 1 | | 315 | 7 | | 1 | 1 | | | 2 | | | 19 | 1 | 2 | 45 | 2 | 1 | | | | 371 | 10 | 2 | 1 | | | 2 | | 6 | 1 | 2 | 1 | 0 | 1 | 819 | 17 | 836 | | | | |
| Port Kennedy Primary School | 39 | 13 | 2 | | | 47 | 5 | 3 | 1,411 | 31 | 2 | 3 | 2 | | | 4 | | | 22 | 3 | | 152 | 7 | 1 | 4 | | | 1,028 | 12 | 4 | 6 | | | 7 | | 16 | 3 | 7 | 1 | 3 | 4 | 2,846 | 131 | 2,977 | | | | |
| Rockingham Lakes Primary School | 35 | 7 | 1 | | | 24 | 2 | | 661 | 16 | 6 | 2 | 9 | | | 1 | | | 30 | 5 | | 73 | 2 | 2 | 1 | | | 503 | 12 | 1 | 3 | | | 1 | | 12 | 0 | 4 | 0 | 1 | 2 | 1,416 | 52 | 1,468 | | | | |
| Secret Harbour Primary School | 61 | 17 | | | | 58 | 9 | 3 | 1,530 | 30 | 5 | 4 | 6 | | 2 | | | | 8 | 33 | 4 | 192 | 7 | 3 | 2 | | | 1,464 | 35 | 1 | 14 | | | 2 | | 9 | 8 | 1 | 10 | 0 | 0 | 3 | 3,521 | 88 | 3,609 | | | |
| Singleton Primary School | 19 | 2 | | | | 38 | 3 | | 537 | 15 | 3 | | | | 1 | | | | 21 | 4 | | 118 | 9 | 4 | 4 | | | 553 | 5 | 2 | 2 | | | 2 | | 4 | 5 | 2 | 4 | 0 | 2 | 0 | 1,359 | 37 | 1,396 | | | |
| Tranby College | 32 | 17 | 1 | | | 45 | 3 | 1 | 898 | 23 | 3 | 2 | 7 | | 1 | | | | 59 | 2 | | 127 | 9 | 1 | 3 | | | 989 | 13 | 1 | 3 | | | 1 | | 11 | 10 | 3 | 8 | 0 | 3 | 3 | 2,282 | 63 | 2,345 | | | |
| Warnbro Community High School | 36 | 8 | | | | 45 | 3 | 1 | 957 | 19 | 4 | 4 | 1 | | 1 | | | | 36 | 5 | 2 | 146 | 16 | 4 | 5 | | | 707 | 11 | | 3 | | | 3 | | 8 | 12 | 0 | 5 | 0 | 2 | 4 | 2,051 | 78 | 2,129 | | | |
| Warnbro Primary School | 23 | 4 | | | | 34 | 6 | 3 | 633 | 13 | 3 | 1 | 2 | | | 1 | | | 11 | 3 | | 113 | 7 | 1 | 2 | | | 404 | 3 | 1 | 4 | | | 1 | | 3 | 6 | 3 | 14 | 5 | 2 | 2 | 1,308 | 52 | 1,360 | | | |
| Total Ordinary | 301 | 90 | 5 | 358 | 40 | 14 | 8,258 | 177 | 30 | 19 | 33 | 7 | 34 | 268 | 31 | 6 | 1,163 | 73 | 19 | 23 | 6,861 | 114 | 15 | 41 | 10 | 50 | 90 | 17 | 66 | 7 | 14 | 23 | 18,257 | 606 | 18,863 | | | | | | | | | | | | | |
| Absent Votes | 47 | 14 | 2 | | | 83 | 5 | 1 | 895 | 23 | 5 | 2 | 1 | 2 | 8 | 39 | 5 | 1 | 206 | 11 | 3 | 4 | 896 | 25 | 2 | 14 | 2 | 7 | 13 | 3 | 7 | 1 | 5 | 2 | 2,334 | 108 | 2,442 | | | | | | | | | | | |
| Early Votes (by Post) | 25 | 2 | 1 | | | 29 | 6 | 1 | 510 | 8 | 0 | 1 | 3 | 1 | 1 | 29 | 5 | 1 | 78 | 7 | 0 | 0 | 490 | 12 | 0 | 3 | 1 | 2 | 0 | 0 | 9 | 0 | 0 | 1 | 1,226 | 14 | 1,240 | | | | | | | | | | | |
| Early Votes (In Person) | 37 | 8 | 1 | | | 85 | 3 | 2 | 892 | 16 | 3 | 5 | 1 | 3 | 2 | 18 | 0 | 0 | 122 | 4 | 1 | 2 | 746 | 13 | 0 | 8 | 2 | 6 | 5 | 4 | 11 | 1 | 3 | 4 | 2,008 | 53 | 2,061 | | | | | | | | | | | |
| Provisional Votes | 2 | 0 | 0 | | | 1 | 0 | 0 | 17 | 1 | 0 | 0 | 0 | 0 | 0 | 1 | 0 | 0 | 2 | 1 | 0 | 0 | 16 | 0 | 0 | 0 | 0 | 0 | 0 | 0 | 0 | 0 | 0 | 0 | 0 | 0 | 0 | 1 | 0 | 0 | 0 | 43 | 0 | 43 | | | | |
| Special Institutions, Hospitals & Remotes | 1 | 0 | 0 | | | 1 | 0 | 0 | 28 | 1 | 0 | 0 | 0 | 0 | 0 | 3 | 0 | 0 | 0 | 0 | 0 | 0 | 32 | 1 | 0 | 0 | 2 | 0 | 0 | 0 | 0 | 0 | 0 | 0 | 0 | 0 | 0 | 0 | 0 | 0 | 0 | 0 | 0 | 71 | 3 | 74 | | |
| Subtotal | 112 | 24 | 4 | 199 | 14 | 4 | 2,342 | 49 | 8 | 8 | 5 | 6 | 11 | 90 | 10 | 2 | 409 | 23 | 5 | 6 | 2,180 | 51 | 2 | 27 | 5 | 15 | 18 | 7 | 28 | 2 | 9 | 7 | 5,682 | 178 | 5,860 | | | | | | | | | | | | | |
| TOTAL | 413 | 114 | 9 | 557 | 54 | 18 | 10,600 | 226 | 38 | 27 | 38 | 13 | 45 | 358 | 41 | 8 | 1,572 | 96 | 24 | 29 | 9,041 | 165 | 17 | 68 | 15 | 65 | 108 | 24 | 94 | 9 | 23 | 30 | 23,939 | 784 | 24,723 | | | | | | | | | | | | | |

| 9 March 2013 State General Election South Metropolitan Region (Legislative Council) First Preference Analysis by Polling Place Report Willagee | | | | | | | | | | | | | | | | | | | | | | | | | | | | | | | | | | | | | | | | | | | | | | | | |
|---|------------|-------------|-----------|-------------|-----------|-----------------|--------------|-------------|-----------|-------------|-----------|------------|-----------|---------------|-----------|---------------|--------------|-------------|-----------|--------------|--------------|--------------|-----------|----------------|----------|----------------|-----------|---------------|------------|----------------|-----------|-----------------|---------------|-------------|---------------|----------------|-------|----------------|--------|-------------|--------|---------------|-------------------|--------------|--------|-------|----|-------|
| FFP | | SFP | | ALP | | | | | ACP | | GRN | | | | | LIB | | | | | IND | | IND | | IND | | | | | | | | | | | | | | | | | | | | | | | |
| McCOURT, Jim | | BOLT, Steve | | BLEVIN, Ian | | GLOVER, Michael | | ELLERY, Sue | | DOUST, Kate | | WOOD, Anne | | ROSE, Dominic | | THIEL, Sharon | | BIRD, Sandy | | BURDETT, Bob | | CHEW, Ka-ren | | MACLAREN, Lynn | | SOLONEC, Tammy | | JENKINS, Jean | | O'BRIEN, Simon | | GOIRAN, Nicolas | | EDMAN, Phil | | MOENS, Gabriel | | JACK, Michelle | | TUCAK, John | | WILSON, Keith | | GRAYDEN, Jim | | | | |
| Ticket | Pref | | | Ticket | Pref | | | Ticket | Pref | | | | | | | | | Ticket | Pref | | | Ticket | Pref | | | | | | | Ticket | Pref | | | | | | | | Ticket | Pref | Ticket | Pref | Total Valid Votes | Informal | Totals | | | |
| Polling Places | | | | | | | | | | | | | | | | | | | | | | | | | | | | | | | | | | | | | | | | | | | | | | | | |
| Caralee Community School | 26 | 7 | 4 | 19 | 0 | 1 | 713 | 14 | 5 | 3 | | | 5 | 5 | 24 | 1 | | 179 | 16 | 1 | 1 | 672 | 9 | | | | | | | | | | | | | | | | | | | | | | | 1,730 | 52 | 1,782 |
| Coolbellup Community School | 37 | 6 | 2 | 38 | 1 | 2 | 1,046 | 28 | 5 | 4 | 4 | | 1 | 3 | 37 | 2 | | 281 | 33 | 2 | 3 | 553 | 12 | 1 | 2 | 1 | 5 | 7 | 3 | 32 | 5 | 4 | 1 | 1 | 2,161 | 85 | 2,246 | | | | | | | | | | | |
| East Hamilton Hill Primary School | 23 | 6 | | 12 | 0 | | 627 | 10 | 2 | 3 | 2 | | 1 | 7 | 14 | 1 | | 165 | 12 | 2 | 1 | 342 | 6 | 1 | 3 | 1 | 1 | 2 | 1 | 6 | 4 | 1 | 1 | 1,257 | 57 | 1,314 | | | | | | | | | | | | |
| Hilton Primary School | 16 | 1 | | 5 | 0 | | 617 | 9 | 3 | 6 | | | | 2 | 17 | 3 | | 341 | 31 | 5 | 5 | 331 | 5 | 2 | 2 | 1 | 3 | 8 | 1 | 6 | 1 | 0 | 0 | 1,421 | 73 | 1,494 | | | | | | | | | | | | |
| Melville Primary School | 8 | 2 | | 10 | 4 | 1 | 339 | 12 | 1 | 2 | | | | 3 | 12 | 1 | | 136 | 17 | 2 | | 624 | 8 | | 1 | 2 | 7 | 2 | 2 | 0 | 3 | 0 | 1,199 | 17 | 1,216 | | | | | | | | | | | | | |
| Melville Senior High School | 3 | 1 | | 6 | 2 | | 288 | 10 | 2 | 2 | | | | 1 | 5 | 2 | | 74 | 6 | | | 463 | 7 | | | 2 | 1 | 0 | 4 | 3 | 1 | 0 | 883 | 19 | 902 | | | | | | | | | | | | | |
| North Lake Senior Campus | 18 | 6 | | 14 | 1 | | 423 | 14 | 2 | 1 | 1 | | | 1 | 15 | 6 | | 132 | 8 | 2 | 3 | 479 | 16 | | 3 | 2 | 5 | 3 | 3 | 4 | 0 | 3 | 1 | 1,167 | 32 | 1,199 | | | | | | | | | | | | |
| Phoenix Primary School | 17 | 4 | | 11 | 2 | 1 | 658 | 14 | 4 | 2 | 3 | | | 2 | 14 | 0 | 2 | 97 | 9 | | 3 | 357 | 7 | | | 4 | 2 | 1 | 3 | 1 | 3 | 1 | 1,225 | 76 | 1,301 | | | | | | | | | | | | | |
| Samson Primary School | 20 | 9 | 2 | 26 | 3 | 3 | 747 | 17 | 3 | 1 | 6 | | | 6 | 24 | 3 | | 143 | 13 | 5 | 3 | 717 | 19 | 2 | 3 | 1 | 5 | 7 | 2 | 4 | 1 | 3 | 0 | 1,799 | 72 | 1,871 | | | | | | | | | | | | |
| Southern Districts Senior Centre | 15 | 1 | 1 | 6 | 1 | 2 | 456 | 4 | 1 | 1 | 3 | | | 4 | 14 | 1 | 1 | 99 | 10 | 1 | 3 | 579 | 9 | | 3 | 2 | 5 | 0 | 8 | 1 | 1 | 1 | 1,231 | 45 | 1,276 | | | | | | | | | | | | | |
| Southern Districts Senior Centre (Drive-in) | 0 | 0 | | 0 | 0 | | 62 | 0 | | | | | | | 1 | 0 | | 3 | 0 | | | 37 | 1 | | | 0 | 0 | 0 | 0 | 0 | 0 | 0 | 0 | 104 | 2 | 106 | | | | | | | | | | | | |
| Southwell Primary School | 19 | 8 | | 13 | 2 | | 395 | 10 | 1 | 5 | 3 | | | 2 | 8 | 1 | | 102 | 7 | | | 205 | 5 | | | 1 | 2 | 0 | 4 | 3 | 1 | 0 | 798 | 40 | 838 | | | | | | | | | | | | | |
| Spearwood Primary School | 3 | 1 | 2 | 11 | 1 | 1 | 499 | 16 | 1 | 2 | 2 | | | 3 | 6 | 0 | | 81 | 5 | 3 | 2 | 333 | 10 | | | 1 | 0 | 0 | 4 | 0 | 0 | 0 | 991 | 53 | 1,044 | | | | | | | | | | | | | |
| Total Ordinary | 205 | 52 | 11 | 171 | 17 | 11 | 6,870 | 158 | 30 | 30 | 26 | 16 | 38 | 191 | 21 | 3 | 1,833 | 167 | 23 | 24 | 5,692 | 114 | 7 | 16 | 6 | 36 | 49 | 14 | 83 | 25 | 21 | 6 | 15,966 | 623 | 16,589 | | | | | | | | | | | | | |
| Absent Votes | 39 | 11 | 2 | 47 | 7 | 1 | 707 | 17 | 2 | 6 | 2 | | 1 | 7 | 28 | 3 | 2 | 290 | 36 | 4 | 9 | 700 | 13 | 3 | 2 | 1 | 6 | 9 | 1 | 9 | 5 | 5 | 0 | 1,975 | 62 | 2,037 | | | | | | | | | | | | |
| Early Votes (by Post) | 11 | 6 | 0 | 13 | 2 | 1 | 602 | 19 | 5 | 4 | 2 | | 2 | 0 | 21 | 0 | 0 | 87 | 10 | 1 | 1 | 437 | 13 | 2 | 1 | 1 | 3 | 6 | 0 | 11 | 2 | 7 | 1 | 1,271 | 23 | 1,294 | | | | | | | | | | | | |
| Early Votes (In Person) | 12 | 5 | 0 | 18 | 1 | 0 | 421 | 13 | 2 | 2 | 2 | | 0 | 2 | 25 | 2 | 0 | 132 | 8 | 1 | 2 | 472 | 9 | 1 | 1 | 0 | 2 | 6 | 2 | 3 | 3 | 0 | 1 | 1,148 | 35 | 1,183 | | | | | | | | | | | | |
| Provisional Votes | 5 | 1 | 0 | 0 | 1 | 0 | 44 | 3 | 0 | 1 | 0 | | 0 | 0 | 0 | 0 | 0 | 7 | 0 | 0 | 0 | 31 | 1 | | 0 | 1 | 0 | 1 | 0 | 0 | 0 | 0 | 97 | 7 | 104 | | | | | | | | | | | | | |
| Special Institutions, Hospitals & Remotes | 1 | 3 | 0 | 0 | 0 | 0 | 75 | 0 | 1 | 0 | 0 | | 0 | 1 | 2 | 0 | 0 | 8 | 0 | 0 | 0 | 88 | 0 | | 0 | 1 | 2 | 0 | 0 | 0 | 0 | 0 | 183 | 6 | 189 | | | | | | | | | | | | | |
| Subtotal | 68 | 26 | 2 | 78 | 11 | 2 | 1,849 | 52 | 10 | 13 | 6 | 3 | 10 | 76 | 5 | 2 | 524 | 54 | 6 | 12 | 1,728 | 36 | 8 | 4 | 2 | 13 | 23 | 3 | 24 | 10 | 12 | 2 | 4,674 | 133 | 4,807 | | | | | | | | | | | | | |
| TOTAL | 273 | 78 | 13 | 249 | 28 | 13 | 8,719 | 210 | 40 | 43 | 32 | 19 | 48 | 267 | 26 | 5 | 2,357 | 221 | 29 | 36 | 7,420 | 150 | 15 | 20 | 8 | 49 | 72 | 17 | 107 | 35 | 33 | 8 | 20,640 | 756 | 21,396 | | | | | | | | | | | | | |



Agricultural Region

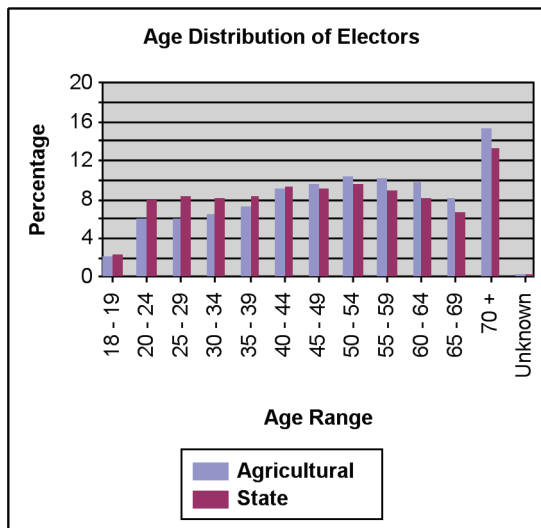
9 March 2013 State General Election



| Returning Officer | |
|---|-------------|
| Linda SPERRING | |
| No. of Members to be elected | |
| 6 | |
| Quota Required | |
| No. of formal votes | +1 |
| [(No. of MLCs to be elected) + 1] | |
| 79678 | + 1 = 11383 |
| 6 + 1 | |
| Note: The quota is the minimum number of votes required by a candidate to be elected. | |

| Elected Candidates for Agricultural Region | | |
|--|-----------------------|----------------------|
| Order Elected | Candidate (Full Name) | Party |
| 1 | CHOWN, James Edward | Liberal Party |
| 2 | ALDRIDGE, Martin | THE NATIONALS |
| 3 | WEST, Darren Legh | WA Labor |
| 4 | ELLIS, Brian Charles | Liberal Party |
| 5 | BROWN, Paul | THE NATIONALS |
| 6 | MAZZA, Ricky John | Shooters and Fishers |

| Regional Summary and Electors as at Close of Roll | | | | |
|---|-------------------------|---------------|---------------|---------------|
| District | Area (km ²) | Males | Females | Total |
| Central Wheatbelt | 62,250 | 11,231 | 11,265 | 22,496 |
| Geraldton | 1,796 | 11,057 | 11,695 | 22,752 |
| Moore | 71,845 | 12,089 | 11,417 | 23,506 |
| Wagin | 68,973 | 11,034 | 10,887 | 21,921 |
| Total | 204,864 | 45,411 | 45,264 | 90,675 |

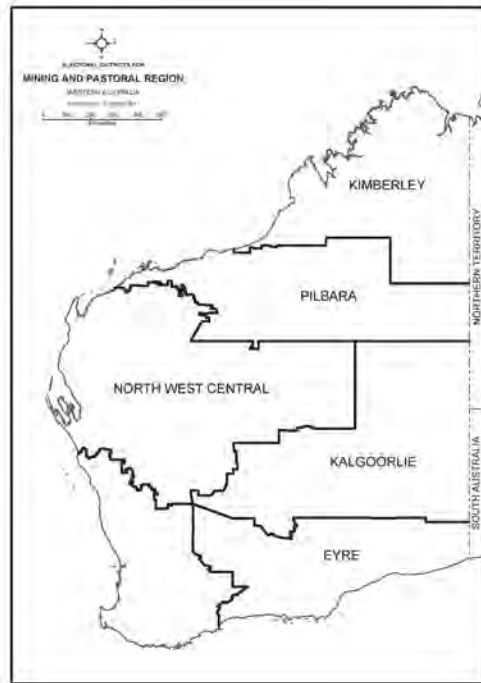


| Quota = 11,383 | | 9 March 2013 State General Election Agricultural Region (Legislative Council) Detailed Results Report 6 Candidates to be Elected | | | | | | | | | | | | | | | | | | | | | | | | | | | | | | | | | | Lost Fractions | TOTALS | | | | | | | |
|-------------------------|-------------|---|-----------------------------|----------------|------------------|--------------------|--------------------|-------------------|---------------------|-------------------|----------------------------|----------------|-------------------|----------------------|------------------|-------------------|----------------|--------------|------------------|--------------------|-----------------|---------------|-------------------------|---------------|-------------------|---------------------|----------------|-------------------|------------------|-------------------------|--------------|-----------------|-------------------|--------------------|-------------------|-------------------|--------|-------------------|------------------|------------------------------|-----------------|-------------------------|----------------------|--------------------------|
| | | ALP | | | | | FFP | | | | IND | | | | SFP | | ACP | | IND | | IND | | NAT | | | | | | LIB | | | | GRN | | IND | | | | | | | | | |
| | | WEST, Darren | BENSON- LIDHOLM, Matt | RIGGS, Judy | MILLS, Sheila | SOMERVILLE, Bob | McBEATH, Graeme | CUSTERS, Peter | FUHRMANN, Steven | TRENORDEN, Max | GARDINER, Philip Warren | COWAN, Bill | KESTEL, Robert | TUCKWELL, Lindsay | FELS, Anthony | CHANDRA, Felly | MAZZA, Rick | HULL, Ray | YOUNG, Trevor | DUNJEY, Lachlan | SWIFT, Peter | DAVIS, Rod | COPELAND, Anne-Marie | JAMES, Ian | BOASE, Darrell | ALDRIDGE, Martin | BROWN, Paul | SOUNNESS, Jill | BOWEN, Cathie | BUTTERWORTH, Rosalba | CHOW, Jim | ELLIS, Brian | MARTIN, Steven | McFARLAND, Alan | PANIZZA, Sarah | | | McLAGAN, James | HUNTLEY, Andy | NIELSEN- HARVEY, Sarah | RIFAI, Osama | ARAYA, Yaebiy Girmay | BOZICH, Tony Mate | KENNEY, Gregory Peter |
| First Preferences | 13856 | 26 | 31 | 25 | 23 | 37 | 869 | 10 | 4043 | 72 | 51 | 9 | 17 | 236 | 3 | 2588 | 30 | 1455 | 39 | 138 | 0 | 509 | 11 | 8 | 25037 | 72 | 83 | 44 | 53 | 26754 | 50 | 52 | 32 | 37 | 48 | 3089 | 60 | 92 | 2 | 26 | 61 | 0 | 79678 | |
| CHOWN, Jim | Elected 1st | 13856 | 26 | 31 | 25 | 23 | 37 | 869 | 10 | 4043 | 72 | 51 | 9 | 17 | 236 | 3 | 2588 | 30 | 1455 | 39 | 138 | 0 | 509 | 11 | 8 | 25037 | 72 | 83 | 44 | 53 | 26754 | 50 | 52 | 32 | 37 | 48 | 3089 | 60 | 92 | 2 | 26 | 61 | 0 | 79678 |
| ALDRIDGE, Martin | Elected 2nd | 13856 | 26 | 31 | 25 | 23 | 37 | 869 | 10 | 4044 | 74 | 51 | 9 | 17 | 236 | 3 | 2589 | 30 | 1456 | 39 | 138 | 0 | 510 | 11 | 8 | 11383 | 13699 | 91 | 48 | 55 | 11383 | 15402 | 60 | 35 | 38 | 51 | 3089 | 60 | 92 | 2 | 26 | 61 | 11 | 79678 |
| WEST, Darren | Elected 3rd | -2473 | 2459 | 4 | 1 | 1 | 1 | 0 | 1 | 4044 | 74 | 51 | 9 | 17 | 236 | 3 | 2589 | 30 | 1456 | 39 | 138 | 0 | 510 | 11 | 8 | 11383 | 13699 | 91 | 48 | 55 | 11383 | 15402 | 60 | 35 | 38 | 51 | 3089 | 60 | 92 | 2 | 26 | 61 | 17 | 79678 |
| ELLIS, Brian | Elected 4th | 11383 | 2485 | 35 | 26 | 24 | 38 | 869 | 11 | 4044 | 74 | 51 | 9 | 17 | 236 | 3 | 2589 | 30 | 1456 | 39 | 138 | 0 | 510 | 11 | 8 | 11383 | 13699 | 91 | 48 | 55 | 11383 | 15402 | 60 | 35 | 38 | 51 | 3089 | 60 | 92 | 2 | 26 | 61 | 17 | 79678 |
| BROWN, Paul | Elected 5th | 11383 | 2485 | 35 | 26 | 24 | 38 | 869 | 11 | 4044 | 74 | 51 | 9 | 17 | 236 | 3 | 2589 | 30 | 1456 | 39 | 138 | 0 | 510 | 11 | 8 | 11383 | 13699 | 91 | 48 | 55 | 11383 | 15402 | 60 | 35 | 38 | 51 | 3089 | 60 | 92 | 2 | 26 | 61 | 23 | 79678 |
| DAVIS, Rod | Excluded | 11383 | 2485 | 35 | 26 | 24 | 38 | 869 | 11 | 4044 | 74 | 51 | 9 | 17 | 236 | 3 | 2589 | 30 | 1456 | 39 | 138 | 0 | 510 | 11 | 8 | 11383 | 13699 | 91 | 48 | 55 | 11383 | 15402 | 60 | 35 | 38 | 51 | 3089 | 60 | 92 | 2 | 26 | 61 | 27 | 79678 |
| ARAYA, Yaebiy Girmay | Excluded | 11383 | 2485 | 35 | 26 | 24 | 38 | 869 | 11 | 4044 | 74 | 51 | 9 | 17 | 236 | 3 | 2589 | 30 | 1456 | 39 | 138 | 0 | 510 | 11 | 8 | 11383 | 13699 | 91 | 48 | 55 | 11383 | 15402 | 60 | 35 | 38 | 51 | 3089 | 60 | 92 | 2 | 26 | 61 | 27 | 79678 |
| CHANDRA, Felly | Excluded | 11383 | 2485 | 35 | 26 | 24 | 38 | 869 | 11 | 4045 | 74 | 51 | 9 | 17 | 238 | 0 | 2589 | 30 | 1456 | 39 | 138 | 0 | 510 | 11 | 8 | 11383 | 13699 | 91 | 48 | 55 | 11383 | 15402 | 60 | 35 | 38 | 51 | 3090 | 60 | 93 | 0 | 26 | 61 | 27 | 79678 |
| BOASE, Darrell | Excluded | 11383 | 2485 | 35 | 26 | 24 | 38 | 869 | 11 | 4047 | 74 | 51 | 9 | 17 | 238 | 0 | 2589 | 30 | 1456 | 39 | 138 | 0 | 511 | 15 | 0 | 11383 | 13699 | 2401 | 50 | 56 | 11383 | 15402 | 60 | 35 | 38 | 51 | 3090 | 60 | 93 | 0 | 26 | 61 | 27 | 79678 |
| KESTEL, Robert | Excluded | 11383 | 2485 | 35 | 26 | 24 | 38 | 869 | 12 | 4050 | 76 | 51 | 0 | 18 | 238 | 0 | 2589 | 30 | 1457 | 39 | 138 | 0 | 511 | 15 | 0 | 11383 | 13699 | 2402 | 50 | 56 | 11383 | 15402 | 60 | 35 | 38 | 51 | 3090 | 60 | 93 | 0 | 26 | 61 | 27 | 79678 |
| FUHRMANN, Steven | Excluded | 11383 | 2485 | 36 | 27 | 24 | 38 | 875 | -12 | 4050 | 76 | 51 | 0 | 18 | 238 | 0 | 2589 | 32 | 1457 | 39 | 138 | 0 | 511 | 15 | 0 | 11383 | 13699 | 2403 | 50 | 56 | 11383 | 15402 | 60 | 35 | 38 | 51 | 3090 | 60 | 93 | 0 | 26 | 61 | 28 | 79678 |
| JAMES, Ian | Excluded | 11383 | 2485 | 37 | 27 | 24 | 38 | 875 | 0 | 4050 | 76 | 51 | 0 | 18 | 238 | 0 | 2589 | 33 | 1457 | 40 | 138 | 0 | 522 | -15 | 0 | 11383 | 13699 | 2403 | 51 | 56 | 11383 | 15402 | 60 | 35 | 38 | 51 | 3090 | 60 | 93 | 0 | 26 | 61 | 28 | 79678 |
| TUCKWELL, Lindsay | Excluded | 11383 | 2485 | 38 | 27 | 24 | 38 | 875 | 0 | 4052 | 78 | 61 | 0 | 18 | 239 | 0 | 2589 | 33 | 1457 | 41 | 138 | 0 | 522 | 0 | 0 | 11383 | 13699 | 2404 | 51 | 56 | 11383 | 15402 | 60 | 35 | 38 | 51 | 3090 | 60 | 93 | 0 | 26 | 61 | 28 | 79678 |
| SOMERVILLE, Bob | Excluded | 11383 | 2487 | 40 | 35 | 24 | 38 | 875 | 0 | 4053 | 78 | 61 | 0 | 18 | 239 | 0 | 2590 | 33 | 1457 | 41 | 138 | 0 | 522 | 0 | 0 | 11383 | 13699 | 2404 | 51 | 57 | 11383 | 15402 | 60 | 35 | 38 | 51 | 3090 | 60 | 93 | 0 | 26 | 61 | 29 | 79678 |
| BOZICH, Tony Mate | Excluded | 11383 | 2487 | 40 | 35 | 24 | 38 | 875 | 0 | 4054 | 78 | 61 | 0 | 18 | 239 | 0 | 2590 | 33 | 1457 | 41 | 138 | 0 | 522 | 0 | 0 | 11383 | 13699 | 2426 | 52 | 57 | 11383 | 15402 | 60 | 35 | 38 | 51 | 3090 | 60 | 95 | 0 | 26 | 61 | 29 | 79678 |
| HULL, Ray | Excluded | 11383 | 2487 | 40 | 35 | 24 | 38 | 875 | 0 | 4054 | 79 | 61 | 0 | 18 | 240 | 0 | 2617 | -33 | 1459 | 41 | 138 | 0 | 522 | 0 | 0 | 11383 | 13699 | 2426 | 52 | 57 | 11383 | 15402 | 60 | 35 | 38 | 52 | 3090 | 61 | 95 | 0 | 26 | 61 | 29 | 79678 |
| MILLS, Sheila | Excluded | 11383 | 2496 | 54 | 0 | 0 | 54 | 875 | 0 | 4054 | 82 | 61 | 0 | 18 | 240 | 0 | 2617 | 0 | 1459 | 41 | 138 | 0 | 522 | 0 | 0 | 11383 | 13699 | 2426 | 52 | 57 | 11383 | 15402 | 60 | 35 | 38 | 52 | 3090 | 61 | 95 | 0 | 26 | 61 | 30 | 79678 |
| McFARLAND, Alan | Excluded | 11383 | 2496 | 54 | 0 | 0 | 54 | 875 | 0 | 4056 | 82 | 61 | 0 | 18 | 240 | 0 | 2617 | 0 | 1459 | 41 | 138 | 0 | 522 | 0 | 0 | 11383 | 13699 | 2427 | 53 | 57 | 11383 | 15402 | 60 | 35 | 38 | 52 | 3090 | 61 | 95 | 0 | 26 | 61 | 30 | 79678 |
| DUNJEY, Lachlan | Excluded | 11383 | 2496 | 54 | 0 | 0 | 54 | 875 | 0 | 4056 | 82 | 61 | 0 | 18 | 240 | 0 | 2617 | 0 | 1497 | 0 | 139 | 0 | 522 | 0 | 0 | 11383 | 13699 | 2429 | 53 | 57 | 11383 | 15402 | 60 | 35 | 38 | 52 | 3090 | 61 | 95 | 0 | 26 | 61 | 30 | 79678 |
| PANIZZA, Sarah | Excluded | 11383 | 2496 | 54 | 0 | 0 | 54 | 875 | 0 | 4056 | 82 | 61 | 0 | 18 | 242 | 0 | 2617 | 0 | 1498 | 0 | 139 | 0 | 522 | 0 | 0 | 11383 | 13699 | 2432 | 53 | 57 | 11383 | 15402 | 60 | 35 | 38 | 52 | 3090 | 61 | 95 | 0 | 26 | 61 | 31 | 79678 |
| BOWEN, Cathie | Excluded | 11383 | 2496 | 54 | 0 | 0 | 54 | 875 | 0 | 4057 | 83 | 61 | 0 | 18 | 242 | 0 | 2617 | 0 | 1498 | 0 | 139 | 0 | 522 | 0 | 0 | 11383 | 13699 | 2455 | 53 | 57 | 11383 | 15402 | 60 | 35 | 38 | 52 | 3091 | 62 | 95 | 0 | 26 | 61 | 33 | 79678 |
| RIGGS, Judy | Excluded | 11383 | 2535 | 0 | 0 | 0 | 61 | 877 | 0 | 4059 | 83 | 62 | 0 | 18 | 242 | 0 | 2617 | 0 | 1498 | 0 | 139 | 0 | 523 | 0 | 0 | 11383 | 13699 | 2455 | 0 | 81 | 11383 | 15402 | 60 | 35 | 38 | 52 | 3091 | 62 | 95 | 0 | 26 | 61 | 34 | 79678 |
| McBEATH, Graeme | Excluded | 11383 | 2590 | 0 | 0 | 0 | 61 | 877 | 0 | 4061 | 83 | 63 | 0 | 18 | 243 | 0 | 2617 | 0 | 1498 | 0 | 139 | 0 | 523 | 0 | 0 | 11383 | 13699 | 2455 | 0 | 81 | 11383 | 15402 | 60 | 35 | 38 | 52 | 3092 | 62 | 95 | 0 | 26 | 61 | 35 | 79678 |
| KENNEY, Gregory Peter | Excluded | 11383 | 2591 | 0 | 0 | 0 | 61 | 877 | 0 | 4061 | 85 | 63 | 0 | 18 | 243 | 0 | 2617 | 0 | 1499 | 0 | 139 | 0 | 526 | 0 | 0 | 11383 | 13699 | 2455 | 0 | 82 | 11383 | 15402 | 60 | 35 | 38 | 52 | 3094 | 63 | 112 | 0 | 26 | 61 | 35 | 79678 |
| NIELSEN-HARVEY, Sarah | Excluded | 11383 | 2593 | 0 | 0 | 0 | 61 | 878 | 0 | 4061 | 85 | 63 | 0 | 18 | 243 | 0 | 2617 | 0 | 1499 | 0 | 139 | 0 | 527 | 0 | 0 | 11383 | 13699 | 2455 | 0 | 82 | 11383 | 15402 | 60 | 35 | 38 | 52 | 3094 | 63 | 112 | 0 | 26 | 61 | 35 | 79678 |
| COWAN, Bill | Excluded | 11383 | 2596 | 0 | 0 | 0 | 61 | 878 | 0 | 4086 | 109 | 0 | 0 | 279 | 0 | 2618 | 0 | 1499 | 0 | 139 | 0 | 527 | 0 | 0 | 11383 | 13699 | 2460 | 0 | 82 | 11383 | 15402 | 60 | 35 | 38 | 52 | 3151 | 0 | 113 | 0 | 26 | 61 | 35 | 79678 | |
| BUTTERWORTH, Rosalba | Excluded | 11383 | 2596 | 0 | 0 | 0 | 61 | 879 | 0 | 4087 | 109 | 0 | 0 | 280 | 0 | 2619 | 0 | 1501 | 0 | 140 | 0 | 527 | 0 | 0 | 11383 | 13699 | 2531 | 0 | 82 | 11383 | 15402 | 60 | 35 | 38 | 52 | 3151 | 0 | 113 | 0 | 26 | 61 | 36 | 79678 | |
| McLAGAN, James | Excluded | 11383 | 2596 | 0 | 0 | 0 | 61 | 879 | 0 | 4088 | 109 | 0 | 0 | 280 | 0 | 2620 | 0 | 1501 | 0 | 140 | 0 | 529 | 0 | 0 | 11383 | 13699 | 2535 | 0 | 83 | 11383 | 15402 | 60 | 35 | 38 | 52 | 3153 | 0 | 114 | 0 | 26 | 61 | 37 | 79678 | |
| GARDINER, Philip Warren | Excluded | 11383 | 2601 | 0 | 0 | | | | | | | | | | | | | | | | | | | | | | | | | | | | | | | | | | | | | | | |



Mining and Pastoral Region

9 March 2013 State General Election



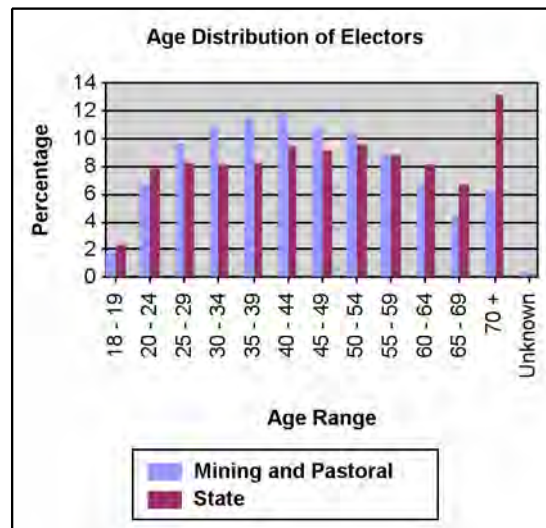
| Returning Officer |
|-------------------|
| Kaye DUNBAR |

| No. of Members to be elected |
|------------------------------|
| 6 |

| Quota Required | |
|---|------------|
| No. of formal votes | +1 |
| [(No. of MLCs to be elected) + 1] | |
| 57146 | + 1 = 8164 |
| 6 + 1 | |
| Note: The quota is the minimum number of votes required by a candidate to be elected. | |

| Elected Candidates for Mining and Pastoral Region | | |
|---|---------------------------|-----------------|
| Order Elected | Candidate (Full Name) | Party |
| 1 | BASTON, Kenneth Charles | Liberal Party |
| 2 | BOYDELL, Jacqueline Ellen | THE NATIONALS |
| 3 | DAWSON, Stephen Noel | WA Labor |
| 4 | LEWIS, Mark William | Liberal Party |
| 5 | CHAPPLE, Robin Howard | The Greens (WA) |
| 6 | GRILLS, David | THE NATIONALS |

| Regional Summary and Electors as at Close of Roll | | | | |
|---|-------------------------|---------------|---------------|---------------|
| District | Area (km ²) | Males | Females | Total |
| Eyre | 295,565 | 8,764 | 8,545 | 17,309 |
| Kalgoorlie | 507,636 | 6,598 | 6,597 | 13,195 |
| Kimberley | 419,452 | 7,987 | 8,400 | 16,387 |
| North West Central | 656,573 | 5,029 | 4,701 | 9,730 |
| Pilbara | 404,244 | 8,807 | 8,485 | 17,292 |
| Total | 2,283,470 | 37,185 | 36,728 | 73,913 |



| Quota = 8,164 | | 9 March 2013 State General Election Mining and Pastoral Region (Legislative Council) Detailed Results Report 6 Candidates to be Elected | | | | | | | | | | | | | | | | | | | | | | | | | | | | |
|-------------------|-------------|--|-------------------|----------------|----------------|---------------|---------------|------------------|-------------------|----------------|-------------------|---------------|--------------------|-----------------|------------------|------------------|--------------------|---------------|--------------------|---------------|----------------|--------------|------------------|--------------------|-----------------|----------------------|-------------------|--------|-------------------|---|
| | | FFP | | LIB | | | | ACP | | GRN | | NAT | | | | | | ALP | | | | | | SFP | | IND | Lost Fractions | TOTALS | | |
| | | ROSE, Ian | HARPER, Cedric | BASTON, Ken | LEWIS, Mark | COAD, Eden | WOOD, Ross | BECKETT, Ross | MANSELL, Roger | WALSH, Mike | CHAPPLE, Robin | MUIR, Kado | BOYDELL, Jacqui | GRILLS, Dave | McCOURT, John | EAGLES, David | HATWELL, Adrian | HILL, Cale | DAWSON, Stephen | MURIE, Jim | HILL, Shane | FORD, Jon | MORICH, Linda | PORTLAND, Renee | PARKES, John | COLAGIURI, Stefan | | | BERTOLA, Frank | |
| First Preferences | | 1250 | 23 | 18098 | 71 | 30 | 59 | 97 | 989 | 27 | 5039 | 68 | 15538 | 254 | 58 | 32 | 24 | 68 | 12532 | 44 | 58 | 55 | 38 | 62 | 2088 | 33 | 511 | 0 | 57146 | |
| BASTON, Ken | Elected 1st | 3 | 1 | -9934 | 9903 | 7 | 7 | 4 | 1 | 0 | 0 | 0 | 0 | 1 | 0 | 0 | 0 | 0 | 0 | 0 | 0 | 0 | 0 | 0 | 0 | 0 | 0 | 0 | 7 | 0 |
| | | 1253 | 24 | 8164 | 9974 | 37 | 66 | 101 | 990 | 27 | 5039 | 68 | 15538 | 255 | 58 | 32 | 24 | 68 | 12532 | 44 | 58 | 55 | 38 | 62 | 2088 | 33 | 511 | 7 | 57146 | |
| BOYDELL, Jacqui | Elected 2nd | 0 | 0 | 0 | 0 | 0 | 0 | 0 | 0 | 0 | 1 | 0 | -7374 | 7358 | 3 | 0 | 1 | 2 | 0 | 0 | 0 | 0 | 0 | 0 | 0 | 0 | 0 | 9 | 0 | |
| | | 1253 | 24 | 8164 | 9974 | 37 | 66 | 101 | 990 | 27 | 5040 | 68 | 8164 | 7613 | 61 | 32 | 25 | 70 | 12532 | 44 | 58 | 55 | 38 | 62 | 2088 | 33 | 511 | 16 | 57146 | |
| DAWSON, Stephen | Elected 3rd | 0 | 0 | 0 | 0 | 0 | 0 | 0 | 0 | 0 | 0 | 0 | 0 | 0 | 0 | 0 | 0 | 0 | -4368 | 4352 | 6 | 3 | 0 | 1 | 0 | 0 | 0 | 6 | 0 | |
| | | 1253 | 24 | 8164 | 9974 | 37 | 66 | 101 | 990 | 27 | 5040 | 68 | 8164 | 7613 | 61 | 32 | 25 | 70 | 8164 | 4396 | 64 | 58 | 38 | 63 | 2088 | 33 | 511 | 22 | 57146 | |
| LEWIS, Mark | Elected 4th | 0 | 0 | 0 | -1810 | 1800 | 3 | 1 | 0 | 0 | 0 | 0 | 0 | 0 | 0 | 0 | 0 | 0 | 0 | 0 | 0 | 0 | 0 | 0 | 0 | 0 | 0 | 6 | 0 | |
| | | 1253 | 24 | 8164 | 8164 | 1837 | 69 | 102 | 990 | 27 | 5040 | 68 | 8164 | 7613 | 61 | 32 | 25 | 70 | 8164 | 4396 | 64 | 58 | 38 | 63 | 2088 | 33 | 511 | 28 | 57146 | |
| HARPER, Cedric | Excluded | 19 | -24 | 0 | 0 | 2 | 0 | 1 | 1 | 0 | 1 | 0 | 0 | 0 | 0 | 0 | 0 | 0 | 0 | 0 | 0 | 0 | 0 | 0 | 0 | 0 | 0 | 0 | 0 | |
| | | 1272 | 0 | 8164 | 8164 | 1839 | 69 | 103 | 991 | 27 | 5041 | 68 | 8164 | 7613 | 61 | 32 | 25 | 70 | 8164 | 4396 | 64 | 58 | 38 | 63 | 2088 | 33 | 511 | 28 | 57146 | |
| HATWELL, Adrian | Excluded | 0 | 0 | 0 | 0 | 0 | 1 | 0 | 0 | 0 | 1 | 0 | 0 | 5 | 5 | 5 | -25 | 5 | 0 | 0 | 1 | 0 | 0 | 0 | 0 | 0 | 1 | 0 | 1 | 0 |
| | | 1272 | 0 | 8164 | 8164 | 1839 | 70 | 103 | 991 | 27 | 5042 | 68 | 8164 | 7618 | 66 | 37 | 0 | 75 | 8164 | 4396 | 65 | 58 | 38 | 63 | 2088 | 34 | 511 | 29 | 57146 | |
| WALSH, Mike | Excluded | 5 | 0 | 0 | 0 | 0 | 2 | 0 | 16 | -27 | 0 | 2 | 0 | 0 | 1 | 0 | 0 | 0 | 0 | 1 | 0 | 0 | 0 | 0 | 0 | 0 | 0 | 0 | 0 | |
| | | 1277 | 0 | 8164 | 8164 | 1839 | 72 | 103 | 1007 | 0 | 5042 | 70 | 8164 | 7618 | 67 | 37 | 0 | 75 | 8164 | 4397 | 65 | 58 | 38 | 63 | 2088 | 34 | 511 | 29 | 57146 | |
| COLAGIURI, Stefan | Excluded | 1 | 0 | 0 | 0 | 1 | 0 | 0 | 0 | 1 | 0 | 0 | 0 | 1 | 0 | 0 | 0 | 0 | 0 | 0 | 0 | 2 | 0 | 0 | 25 | -34 | 3 | 0 | 0 | |
| | | 1278 | 0 | 8164 | 8164 | 1840 | 72 | 103 | 1007 | 0 | 5043 | 70 | 8164 | 7619 | 67 | 37 | 0 | 75 | 8164 | 4397 | 65 | 60 | 38 | 63 | 2113 | 0 | 514 | 29 | 57146 | |
| EAGLES, David | Excluded | 0 | 0 | 0 | 0 | 1 | 0 | 1 | 1 | 0 | 0 | 2 | 0 | 12 | 11 | -37 | 0 | 7 | 0 | 1 | 0 | 0 | 0 | 0 | 1 | 0 | 0 | 0 | 0 | |
| | | 1278 | 0 | 8164 | 8164 | 1841 | 72 | 104 | 1008 | 0 | 5043 | 72 | 8164 | 7631 | 78 | 0 | 0 | 82 | 8164 | 4398 | 65 | 60 | 38 | 63 | 2114 | 0 | 514 | 29 | 57146 | |
| MORICH, Linda | Excluded | 1 | 0 | 0 | 0 | 0 | 0 | 0 | 0 | 0 | 3 | 0 | 0 | 0 | 0 | 0 | 0 | 0 | 0 | 2 | 3 | 11 | -38 | 18 | 0 | 0 | 0 | 0 | 0 | |
| | | 1279 | 0 | 8164 | 8164 | 1841 | 72 | 104 | 1008 | 0 | 5046 | 72 | 8164 | 7631 | 78 | 0 | 82 | 8164 | 4400 | 68 | 71 | 0 | 0 | 81 | 2114 | 0 | 514 | 29 | 57146 | |
| HILL, Shane | Excluded | 2 | 0 | 0 | 0 | 1 | 1 | 0 | 0 | 0 | 0 | 0 | 0 | 0 | 2 | 0 | 0 | 0 | 0 | 22 | -68 | 29 | 0 | 10 | 0 | 0 | 0 | 1 | 0 | |
| | | 1281 | 0 | 8164 | 8164 | 1842 | 73 | 104 | 1008 | 0 | 5046 | 72 | 8164 | 7631 | 80 | 0 | 82 | 8164 | 4422 | 0 | 100 | 0 | 0 | 91 | 2114 | 0 | 514 | 30 | 57146 | |
| MUIR, Kado | Excluded | 2 | 0 | 0 | 0 | 0 | 0 | 0 | 2 | 0 | 52 | -72 | 0 | 1 | 2 | 0 | 0 | 0 | 0 | 8 | 0 | 1 | 0 | 1 | 0 | 0 | 3 | 0 | 0 | |
| | | 1283 | 0 | 8164 | 8164 | 1842 | 73 | 104 | 1010 | 0 | 5098 | 0 | 8164 | 7632 | 82 | 0 | 82 | 8164 | 4430 | 0 | 101 | 0 | 0 | 92 | 2114 | 0 | 517 | 30 | 57146 | |
| WOOD, Ross | Excluded | 7 | 0 | 0 | 0 | 26 | -73 | 28 | 2 | 0 | 0 | 0 | 0 | 3 | 0 | 0 | 0 | 0 | 0 | 3 | 0 | 0 | 0 | 2 | 0 | 0 | 0 | 2 | 0 | |
| | | 1290 | 0 | 8164 | 8164 | 1868 | 0 | 132 | 1012 | 0 | 5098 | 0 | 8164 | 7635 | 82 | 0 | 82 | 8164 | 4433 | 0 | 101 | 0 | 94 | 2114 | 0 | 517 | 32 | 57146 | | |
| McCOURT, John | Excluded | 4 | 0 | 0 | 0 | 1 | 0 | 1 | 3 | 0 | 5 | 0 | 0 | 39 | -82 | 0 | 0 | 20 | 0 | 1 | 0 | 2 | 0 | 2 | 1 | 0 | 1 | 2 | 0 | |
| | | 1294 | 0 | 8164 | 8164 | 1869 | 0 | 133 | 1015 | 0 | 5103 | 0 | 8164 | 7674 | 0 | 0 | 102 | 8164 | 4434 | 0 | 103 | 0 | 96 | 2115 | 0 | 518 | 34 | 57146 | | |
| PORTLAND, Renee | Excluded | 3 | 0 | 0 | 0 | 1 | 0 | 0 | 1 | 0 | 4 | 0 | 0 | 0 | 0 | 0 | 0 | 1 | 0 | 14 | 0 | 61 | -96 | 6 | 0 | 3 | 2 | 0 | 0 | |
| | | 1297 | 0 | 8164 | 8164 | 1870 | 0 | 133 | 1016 | 0 | 5107 | 0 | 8164 | 7674 | 0 | 0 | 103 | 8164 | 4448 | 0 | 164 | 0 | 0 | 2121 | 0 | 521 | 36 | 57146 | | |
| HILL, Cale | Excluded | 1 | 0 | 0 | 0 | 5 | 0 | 1 | 1 | 0 | 2 | 0 | 0 | 78 | 0 | 0 | -103 | 0 | 7 | 0 | 2 | 0 | 0 | 3 | 0 | 2 | 1 | 0 | | |
| | | 1298 | 0 | 8164 | 8164 | 1875 | 0 | 134 | 1017 | 0 | 5109 | 0 | 8164 | 7752 | 0 | 0 | 0 | 8164 | 4455 | 0 | 166 | 0 | 0 | 2124 | 0 | 523 | 37 | 57146 | | |
| BECKETT, Ross | Excluded | 3 | 0 | 0 | 0 | 103 | 0 | -134 | 4 | 0 | 5 | 0 | 0 | 7 | 0 | 0 | 0 | 0 | 0 | 0 | 2 | 0 | 0 | 3 | 0 | 5 | 2 | 0 | | |
| | | 1301 | 0 | 8164 | 8164 | 1978 | 0 | 0 | 1021 | 0 | 5114 | 0 | 8164 | 7759 | 0 | 0 | 0 | 8164 | 4455 | 0 | 168 | 0 | 0 | 2127 | 0 | 528 | 39 | 57146 | | |
| FORD, Jon | Excluded | 3 | 0 | 0 | 0 | 2 | 0 | 0 | 2 | 0 | 7 | 0 | 0 | 4 | 0 | 0 | 0 | 0 | 132 | 0 | -168 | 0 | 0 | 11 | 0 | 5 | 2 | 0 | | |
| | | 1304 | 0 | 8164 | 8164 | 1980 | 0 | 0 | 1023 | 0 | 5121 | 0 | 8164 | 7763 | 0 | 0 | 0 | 8164 | 4587 | 0 | 0 | 0 | 0 | 2138 | 0 | 533 | 41 | 57146 | | |
| BERTOLA, Frank | Excluded | 8 | 0 | 0 | 0 | 6 | 0 | 0 | 442 | 0 | 13 | 0 | 0 | 6 | 0 | 0 | 0 | 0 | 12 | 0 | 0 | 0 | 0 | 46 | 0 | -533 | 0 | 0 | | |
| | | 1312 | 0 | 8164 | 8164 | 1986 | 0 | 0 | 1465 | 0 | 5134 | 0 | 8164 | 7769 | 0 | 0 | 0 | 8164 | 4599 | 0 | 0 | 0 | 0 | 2184 | 0 | 0 | 41 | 57146 | | |
| ROSE, Ian | Excluded | -1312 | 0 | 0 | 0 | 176 | 0 | 0 | 41 | 0 | 24 | 0 | 0 | 11 | 0 | 0 | 0 | 0 | 22 | 0 | 0 | 0 | 0 | 1038 | 0 | 0 | 0 | 0 | | |
| | | 0 | 0 | 8164 | 8164 | 2162 | 0 | 0 | 1506 | 0 | 5158 | 0 | 8164 | 7780 | 0 | 0 | 0 | 8164 | 4621 | 0 | 0 | 0 | 0 | 3222 | 0 | 0 | 41 | 57146 | | |
| MANSELL, Roger | Excluded | 0 | 0 | 0 | 0 | 65 | 0 | 0 | -1506 | 0 | 15 | 0 | 0 | 55 | 0 | 0 | 0 | 0 | 11 | 0 | 0 | 0 | 0 | 1359 | 0 | 0 | 1 | 0 | | |
| | | 0 | 0 | 8164 | 8164 | 2227 | 0 | 0 | 0 | 0 | 5173 | 0 | 8164 | 7835 | 0 | 0 | 0 | 8164 | 4632 | 0 | 0 | 0 | 0 | 4581 | 0 | 0 | 42 | 57146 | | |
| COAD, Eden | Excluded | 0 | 0 | 0 | 0 | -2227 | 0 | 0 | 0 | 0 | 227 | 0 | 0 | 144 | 0 | 0 | 0 | 0 | 41 | 0 | 0 | 0 | 0 | 1809 | 0 | 0 | 6 | 0 | | |
| | | 0 | 0 | 8164 | 8164 | 0 | 0 | 0 | 0 | 0 | 5400 | 0 | 8164 | 7979 | 0 | 0 | 0 | 8164 | 4673 | 0 | 0 | 0 | 0 | 6390 | 0 | 0 | 48 | 57146 | | |
| MURIE, Jim | Excluded | 0 | 0 | 0 | 0 | 0 | 0 | 0 | 0 | 0 | 4326 | 0 | 0 | 22 | 0 | 0 | 0 | 0 | -4396 | 0 | 0 | 0 | 0 | 47 | 0 | 0 | 1 | 0 | | |
| | | 0 | 0 | 8164 | 8164 | 0 | 0 | 0 | 0 | 0 | 9726 | 0 | 8164 | 8001 | 0 | 0 | 0 | 8164 | 277 | 0 | 0 | 0 | 0 | 6437 | 0 | 0 | 49 | 57146 | | |
| | Excluded | 0 | 0 | 0 | 0 | 0 | 0 | 0 | 0 | 0 | 0 | 0 | 0 | 157 | 0 | 0 | 0 | 0 | -277 | 0 | 0 | 0 | 0 | 117 | 0 | 0 | 3 | 0 | | |
| | | 0 | 0 | 8164 | 8164 | 0 | 0 | 0 | 0 | 0 | 9726 | 0 | 8164 | 8158 | 0 | 0 | 0 | 8164 | 0 | 0 | 0 | 0 | 0 | 6554 | 0 | | | | | |

| Quota = 8,164 | | 9 March 2013 State General Election Mining and Pastoral Region (Legislative Council) First Preference Analysis by Candidate Report | | | | | | | | | | | | | | | | | | | | | | | | | | | | | | Total Valid Votes | Informal | Totals | | | | |
|---|--------------------|--|------------|-------------------|----------------|------------|----------------|---------------|---------------|------------------|-------------------|----------------|-------------------|--------------|---------------|--------------------|---------------|-----------------|------------------|------------------|--------------------|---------------|--------------------|--------------|---------------|----------------|--------------|------------------|--------------------|-----------------|--------------|-------------------------|-----------|--------------|----------------------|-------------------|--------------|---------------|
| | | FFP | | | LIB | | | | | | ACP | | | | GRN | | | | NAT | | | | | ALP | | | | | SFP | | IND | | | | | | | |
| | | ROSE, Ian | | HARPER, Cedric | BASTON, Ken | | LEWIS, Mark | COAD, Eden | WOOD, Ross | BECKETT, Ross | MANSELL, Roger | WALSH, Mike | CHAPPEL, Robin | | MUIR, Kado | BOYDELL, Jacqui | | GRILLS, Dave | McCOURT, John | EAGLES, David | HATWELL, Adrian | HILL, Cale | DAWSON, Stephen | | MURIE, Jim | HILL, Shane | FORD, Jon | MORICH, Linda | PORTLAND, Renee | PARKES, John | | | | | COLAGIURI, Stefan | BERTOLA, Frank | | |
| | | Ticket | Pref | | Ticket | Pref | | | | | Ticket | Pref | | | Ticket | Pref | | Ticket | Pref | | | | Ticket | Pref | | | | | Ticket | Pref | | | | | Ticket | Pref | | |
| Ordinary Votes | Eyre | 138 | 36 | 6 | 3,629 | 32 | 10 | 7 | 17 | 30 | 223 | 25 | 5 | 456 | 42 | 9 | 3,408 | 35 | 48 | 8 | 22 | 2 | 30 | 1,569 | 46 | 13 | 7 | 7 | 9 | 8 | 365 | 35 | 9 | 61 | 21 | 10,368 | 317 | 10,685 |
| | Kalgoorlie | 114 | 20 | 2 | 2,516 | 32 | 8 | 3 | 8 | 11 | 118 | 12 | 5 | 245 | 22 | 17 | 2,001 | 42 | 54 | 5 | 2 | 3 | 1,230 | 28 | 5 | 7 | 4 | 5 | 299 | 28 | 8 | 29 | 7 | 6,890 | 213 | 7,103 | | |
| | Kimberley | 114 | 27 | 2 | 2,006 | 30 | 7 | 3 | 5 | 5 | 110 | 10 | 3 | 1,843 | 86 | 15 | 1,320 | 24 | 17 | 7 | 3 | 3 | 2,176 | 37 | 7 | 9 | 9 | 8 | 180 | 11 | 63 | 7 | 7,683 | 198 | 7,881 | | | |
| | North West Central | 87 | 23 | 2 | 1,509 | 22 | 8 | 2 | 2 | 5 | 51 | 4 | 1 | 253 | 26 | 3 | 1,950 | 19 | 24 | 4 | 1 | 5 | 1,093 | 33 | 4 | 7 | 3 | 3 | 195 | 19 | 5 | 32 | 2 | 5,401 | 125 | 5,526 | | |
| | Pilbara | 170 | 41 | 3 | 2,465 | 52 | 10 | 7 | 4 | 5 | 110 | 9 | 6 | 552 | 57 | 6 | 2,825 | 30 | 37 | 11 | 15 | 9 | 2,595 | 42 | 7 | 14 | 12 | 7 | 350 | 27 | 5 | 83 | 8 | 9,595 | 220 | 9,815 | | |
| | Subtotal | 623 | 147 | 15 | 12,125 | 168 | 43 | 20 | 36 | 56 | 612 | 60 | 20 | 3,349 | 233 | 50 | 11,504 | 150 | 180 | 35 | 27 | 21 | 49 | 8,193 | 186 | 36 | 44 | 35 | 23 | 48 | 1,389 | 120 | 27 | 268 | 45 | 39,937 | 1,073 | 41,010 |
| Absent Votes | Eyre | 32 | 14 | 1 | 738 | 13 | 5 | 2 | 3 | 7 | 39 | 9 | 2 | 130 | 4 | 2 | 455 | 4 | 10 | 2 | 1 | 0 | 5 | 294 | 7 | 2 | 0 | 2 | 3 | 56 | 6 | 1 | 24 | 7 | 1,880 | 55 | 1,935 | |
| | Kalgoorlie | 26 | 9 | 2 | 387 | 13 | 5 | 1 | 3 | 3 | 10 | 0 | 2 | 58 | 8 | 5 | 221 | 4 | 10 | 0 | 1 | 1 | 191 | 7 | 1 | 3 | 1 | 2 | 40 | 5 | 0 | 9 | 1 | 1,034 | 32 | 1,066 | | |
| | Kimberley | 12 | 1 | 1 | 294 | 4 | 2 | 0 | 1 | 2 | 4 | 1 | 0 | 133 | 16 | 3 | 116 | 4 | 2 | 4 | 0 | 0 | 153 | 5 | 2 | 1 | 2 | 1 | 17 | 2 | 0 | 13 | 0 | 796 | 16 | 812 | | |
| | North West Central | 17 | 4 | 0 | 328 | 7 | 0 | 0 | 0 | 6 | 9 | 0 | 0 | 67 | 4 | 2 | 232 | 7 | 5 | 1 | 0 | 0 | 205 | 5 | 1 | 2 | 1 | 3 | 1 | 28 | 2 | 0 | 6 | 2 | 946 | 34 | 980 | |
| | Pilbara | 24 | 7 | 1 | 474 | 4 | 2 | 1 | 2 | 6 | 20 | 2 | 0 | 119 | 12 | 2 | 327 | 10 | 6 | 0 | 0 | 0 | 415 | 13 | 1 | 1 | 5 | 1 | 57 | 0 | 0 | 18 | 1 | 1,533 | 46 | 1,579 | | |
| | Subtotal | 111 | 35 | 5 | 2,221 | 41 | 14 | 4 | 9 | 24 | 82 | 12 | 4 | 507 | 44 | 14 | 1,351 | 29 | 33 | 7 | 2 | 1 | 10 | 1,258 | 37 | 7 | 7 | 11 | 10 | 4 | 198 | 15 | 1 | 70 | 11 | 6,189 | 183 | 6,372 |
| Early Votes (by Post) | Eyre | 8 | 2 | 0 | 398 | 7 | 1 | 0 | 1 | 1 | 21 | 9 | 0 | 32 | 7 | 0 | 354 | 7 | 8 | 3 | 2 | 1 | 1 | 147 | 2 | 0 | 0 | 0 | 1 | 38 | 6 | 1 | 12 | 3 | 1,073 | 10 | 1,083 | |
| | Kalgoorlie | 7 | 7 | 0 | 246 | 6 | 0 | 1 | 1 | 0 | 7 | 2 | 0 | 17 | 3 | 0 | 115 | 2 | 3 | 2 | 0 | 0 | 87 | 2 | 0 | 0 | 1 | 0 | 28 | 2 | 0 | 8 | 0 | 549 | 5 | 554 | | |
| | Kimberley | 4 | 1 | 0 | 247 | 2 | 0 | 1 | 0 | 0 | 8 | 0 | 0 | 78 | 9 | 1 | 115 | 4 | 1 | 0 | 0 | 0 | 79 | 3 | 0 | 0 | 0 | 0 | 17 | 4 | 1 | 11 | 0 | 586 | 9 | 595 | | |
| | North West Central | 3 | 3 | 0 | 266 | 6 | 3 | 1 | 3 | 0 | 3 | 2 | 0 | 27 | 3 | 0 | 229 | 9 | 3 | 1 | 0 | 0 | 86 | 2 | 0 | 1 | 0 | 0 | 12 | 2 | 0 | 1 | 0 | 666 | 11 | 677 | | |
| | Pilbara | 8 | 3 | 0 | 227 | 2 | 1 | 0 | 1 | 1 | 10 | 1 | 1 | 32 | 3 | 0 | 170 | 2 | 3 | 0 | 1 | 0 | 133 | 3 | 1 | 0 | 1 | 1 | 25 | 1 | 10 | 2 | 645 | 3 | 648 | | | |
| | Subtotal | 30 | 16 | 0 | 1,384 | 23 | 5 | 3 | 6 | 2 | 49 | 14 | 1 | 186 | 25 | 1 | 983 | 24 | 18 | 6 | 2 | 2 | 532 | 12 | 1 | 1 | 2 | 2 | 120 | 15 | 3 | 42 | 5 | 3,519 | 38 | 3,557 | | |
| Early Votes (In Person) | Eyre | 24 | 3 | 0 | 511 | 3 | 3 | 2 | 3 | 4 | 28 | 3 | 0 | 39 | 5 | 0 | 369 | 7 | 7 | 0 | 0 | 0 | 3 | 234 | 5 | 0 | 1 | 2 | 1 | 51 | 2 | 2 | 8 | 1 | 1,322 | 28 | 1,350 | |
| | Kalgoorlie | 17 | 6 | 1 | 531 | 4 | 4 | 0 | 0 | 4 | 23 | 0 | 0 | 41 | 3 | 2 | 372 | 8 | 9 | 1 | 1 | 0 | 2 | 251 | 3 | 0 | 1 | 1 | 0 | 75 | 6 | 0 | 13 | 5 | 1,386 | 34 | 1,420 | |
| | Kimberley | 9 | 3 | 0 | 274 | 8 | 0 | 0 | 1 | 3 | 8 | 2 | 0 | 197 | 10 | 0 | 150 | 0 | 3 | 3 | 0 | 0 | 2 | 139 | 6 | 0 | 2 | 0 | 1 | 27 | 0 | 0 | 9 | 3 | 861 | 14 | 875 | |
| | North West Central | 5 | 3 | 0 | 137 | 4 | 0 | 1 | 0 | 2 | 1 | 1 | 0 | 14 | 1 | 0 | 140 | 4 | 2 | 3 | 0 | 0 | 100 | 9 | 0 | 0 | 1 | 0 | 22 | 1 | 0 | 4 | 0 | 456 | 17 | 473 | | |
| | Pilbara | 22 | 3 | 1 | 273 | 8 | 1 | 0 | 2 | 0 | 11 | 0 | 0 | 43 | 1 | 0 | 238 | 1 | 1 | 1 | 0 | 0 | 274 | 2 | 0 | 1 | 0 | 0 | 26 | 0 | 0 | 4 | 0 | 913 | 9 | 922 | | |
| | Subtotal | 77 | 18 | 2 | 1,726 | 27 | 8 | 3 | 6 | 13 | 71 | 6 | 0 | 334 | 20 | 2 | 1,269 | 20 | 22 | 8 | 1 | 0 | 7 | 998 | 25 | 0 | 5 | 4 | 2 | 5 | 201 | 9 | 2 | 38 | 9 | 4,938 | 102 | 5,040 |
| Provisional Votes | Eyre | 0 | 1 | 0 | 7 | 0 | 0 | 0 | 0 | 0 | 0 | 0 | 0 | 3 | 0 | 0 | 8 | 0 | 0 | 0 | 0 | 0 | 1 | 0 | 0 | 0 | 0 | 0 | 3 | 0 | 0 | 0 | 0 | 24 | 1 | 25 | | |
| | Kalgoorlie | 0 | 1 | 0 | 5 | 0 | 0 | 0 | 0 | 1 | 0 | 0 | 0 | 1 | 0 | 0 | 7 | 0 | 0 | 0 | 0 | 0 | 0 | 3 | 0 | 0 | 0 | 0 | 0 | 0 | 0 | 0 | 0 | 18 | 0 | 18 | | |
| | Kimberley | 2 | 0 | 0 | 3 | 0 | 0 | 0 | 0 | 0 | 0 | 0 | 0 | 9 | 0 | 0 | 0 | 0 | 0 | 0 | 0 | 0 | 14 | 0 | 0 | 0 | 0 | 0 | 1 | 0 | 0 | 2 | 0 | 31 | 1 | 32 | | |
| | North West Central | 0 | 0 | 0 | 0 | 0 | 0 | 0 | 0 | 0 | 0 | 0 | 0 | 1 | 0 | 0 | 0 | 0 | 0 | 0 | 0 | 0 | 2 | 0 | 0 | 0 | 0 | 0 | 0 | 0 | 0 | 1 | 0 | 4 | 0 | 4 | | |
| | Pilbara | 1 | 0 | 0 | 5 | 0 | 0 | 0 | 0 | 0 | 1 | 0 | 0 | 1 | 0 | 0 | 3 | 1 | 0 | 0 | 0 | 0 | 7 | 0 | 0 | 0 | 0 | 0 | 0 | 0 | 0 | 1 | 0 | 20 | 0 | 20 | | |
| | Subtotal | 3 | 2 | 0 | 20 | 0 | 0 | 0 | 0 | 1 | 1 | 0 | 0 | 15 | 0 | 0 | 18 | 1 | 0 | 0 | 0 | 0 | 7 | 0 | 0 | 0 | 1 | 0 | 4 | 0 | 0 | 4 | 0 | 97 | 2 | 99 | | |
| Special Institutions, Hospitals & Remotes | Eyre | 0 | 0 | 0 | 27 | 0 | 0 | 0 | 0 | 0 | 1 | 0 | 0 | 2 | 0 | 0 | 13 | 0 | 0 | 0 | 0 | 0 | 9 | 0 | 0 | 0 | 0 | 0 | 0 | 0 | 0 | 0 | 0 | 0 | 52 | 2 | 54 | |
| | Kalgoorlie | 52 | 1 | 0 | 96 | 0 | 0 | 0 | 0 | 0 | 23 | 0 | 2 | 33 | 3 | 1 | 79 | 1 | 1 | 1 | 0 | 0 | 164 | 1 | 0 | 0 | 0 | 0 | 1 | 0 | 0 | 4 | 0 | 463 | 28 | 491 | | |
| | Kimberley | 93 | 5 | 1 | 202 | 1 | 1 | 0 | 2 | 1 | 42 | 0 | 0 | 256 | 10 | 0 | 67 | 3 | 0 | 1 | 0 | 0 | 887 | 12 | 0 | 0 | 2 | 1 | 3 | 12 | 1 | 0 | 12 | 3 | 1,618 | 151 | 1,769 | |
| | North West Central | 4 | 1 | 0 | 12 | 1 | 0 | 0 | 0 | 0 | 1 | 1 | 0 | 4 | 0 | 0 | 10 | 0 | 0 | 0 | 0 | 0 | 27 | 1 | 0 | 0 | 0 | 0 | 0 | 0 | 0 | 0 | 0 | 62 | 2 | 64 | | |
| | Pilbara | 32 | 0 | 0 | 24 | 0 | 0 | 0 | 0 | 0 | 14 | 0 | 0 | 18 | 0 | 0 | 15 | 1 | 0 | 0 | 0 | 0 | 161 | 2 | 0 | 1 | 0 | 0 | 0 | 3 | 0 | 0 | 0 | 271 | 7 | 278 | | |
| | Subtotal | 181 | 7 | 1 | 361 | 2 | 1 | 0 | 2 | 1 | 81 | 1 | 2 | 313 | 13 | 1 | 184 | 5 | 1 | 2 | 0 | 0 | 1,248 | 16 | 0 | 1 | 2 | 1 | 3 | 16 | 1 | 0 | 16 | 3 | 2,466 | 190 | 2,656 | |
| TOTALS | | 1,025 | 225 | 23 | 17,837 | 261 | 71 | 30 | 59 | 97 | 896 | 93 | 27 | 4,704 | 335 | 68 | 15,309 | 229 | 254 | 58 | | | | | | | | | | | | | | | | | | |

| 9 March 2013 State General Election Mining and Pastoral Region (Legislative Council) First Preference Analysis by Polling Place Report Eyre | | | | | | | | | | | | | | | | | | | | | | | | | | | | | | | | | | | | | |
|--|------------|----------------|----------|--------------|-----------|-------------|------------|------------|---------------|----------------|-----------|-------------|----------------|-----------|------------|-----------------|-----------|--------------|---------------|---------------|-----------------|------------|-----------------|-----------|------------|-------------|-----------|-------------------|-----------------|--------------|-----------|-------------------|----------------|-----------|---------------|------------|---------------|
| FFP | | LIB | | | | | | ACP | | GRN | | NAT | | | | | | ALP | | | | | | SFP | | IND | | Total Valid Votes | Informal | Totals | | | | | | | |
| ROSE, Ian | | HARPER, Cedric | | BASTON, Ken | | LEWIS, Mark | COAD, Eden | WOOD, Ross | BECKETT, Ross | MANSELL, Roger | | WALSH, Mike | CHAPPLE, Robin | | MUIR, Kado | BOYDELL, Jacqui | | GRILLS, Dave | McCOURT, John | EAGLES, David | HATWELL, Adrian | HILL, Cale | DAMSON, Stephen | | MURIE, Jim | HILL, Shane | FORD, Jon | MORICH, Linda | PORTLAND, Renee | PARKES, John | | COLAGIURI, Stefan | BERTOLA, Frank | | | | |
| Ticket | Pref | Ticket | Pref | | | | | | Ticket | Pref | | Ticket | Pref | | Ticket | Pref | | | | | | Ticket | Pref | | | | | | Ticket | Pref | Ticket | Pref | | | | | |
| Polling Places | | | | | | | | | | | | | | | | | | | | | | | | | | | | | | | | | | | | | |
| Boulder Primary School | 26 | 5 | 1 | 424 | 5 | 1 | 1 | 6 | 3 | 22 | 1 | 2 | 64 | 6 | 1 | 339 | 6 | 10 | 1 | | | 2 | 282 | 18 | 4 | 1 | 2 | 1 | 65 | 7 | 2 | 9 | 4 | 1,323 | 58 | 1,381 | |
| Boulder West St Joseph's Catholic School | 5 | 4 | | 170 | 3 | 1 | 3 | | 3 | 18 | 4 | 1 | 23 | 1 | 3 | 160 | 1 | 4 | | 1 | | | 86 | 3 | | | | 1 | 22 | 6 | 3 | 2 | 2 | 530 | 21 | 551 | |
| Castletown Primary School | 17 | 3 | 1 | 715 | 6 | 1 | 2 | 4 | 7 | 41 | 7 | 1 | 66 | 3 | 2 | 761 | 6 | 7 | 2 | 4 | 1 | 6 | 222 | 4 | 2 | | 1 | 61 | 8 | 11 | 1 | 1,975 | 49 | 2,024 | | | |
| Condingup Primary School | 3 | 0 | | 70 | 1 | | | | | 2 | 0 | | 0 | 0 | | 59 | 0 | 1 | | | | 1 | 10 | 0 | | | | 6 | 0 | 0 | 0 | 0 | 153 | 1 | 154 | | |
| Coolgardie Community Recreation Centre | 1 | 2 | 1 | 85 | 0 | | | 2 | | 8 | 0 | | 17 | 0 | | 82 | 0 | 3 | | 1 | | 2 | 73 | 2 | 1 | 1 | | 14 | 0 | 1 | 2 | 299 | 9 | 308 | | | |
| Dalyup Progress Association Hall | 2 | 0 | | 48 | 0 | | | | | 5 | 1 | | 3 | 1 | | 36 | 0 | | | | | | 3 | 0 | | | | 2 | 0 | 0 | 0 | 0 | 101 | 0 | 101 | | |
| Esperance Senior Citizens Centre | 14 | 2 | 1 | 825 | 7 | 3 | 1 | 3 | 9 | 43 | 4 | 1 | 103 | 13 | 1 | 748 | 10 | 7 | 2 | 7 | | 4 | 298 | 8 | 3 | 3 | | 59 | 3 | 1 | 9 | 1 | 2,196 | 56 | 2,252 | | |
| Gibson Football Club | 2 | 0 | | 84 | 0 | | | | 1 | 9 | 0 | | 3 | 0 | | 66 | 0 | 1 | | 1 | | | 18 | 0 | | | | 6 | 0 | 0 | 1 | 192 | 3 | 195 | | | |
| Grass Patch Community Hall | 0 | 0 | | 23 | 0 | | | | | 0 | 0 | | 28 | 0 | | 1 | 0 | | | | | | 0 | 0 | | | | 0 | 0 | 0 | 0 | 0 | 52 | 2 | 54 | | |
| Jerdacuttup Primary School | 0 | 0 | | 15 | 0 | | | | | 0 | 0 | | 0 | 0 | | 15 | 1 | | | | | | 3 | 0 | | | | 2 | 0 | 0 | 1 | 0 | 37 | 0 | 37 | | |
| Kambalda Primary School | 8 | 0 | | 64 | 0 | | | | | 2 | 0 | | 10 | 1 | | 33 | 1 | | | | | | 44 | 1 | | | | 9 | 0 | 6 | 1 | 181 | 13 | 194 | | | |
| Kambalda West District High School | 13 | 2 | 1 | 166 | 2 | 1 | | | 1 | 17 | 3 | | 20 | 5 | | 121 | 1 | 2 | | 1 | | | 94 | 2 | | | 1 | 25 | 3 | 1 | 8 | 4 | 494 | 25 | 519 | | |
| Marvel Loch Community Hall | 0 | 0 | | 6 | 0 | | | | | 0 | 0 | | 0 | 0 | | 11 | 0 | | | | | | 1 | 0 | | | | 1 | 0 | 0 | 0 | 0 | 19 | 0 | 19 | | |
| Hopetoun - Mary-Ann Haven Senior Citizens Centre | 5 | 2 | | 126 | 2 | 1 | | | 1 | 1 | 0 | | 16 | 3 | | 133 | 2 | 5 | 2 | | | 2 | 72 | 0 | | | 1 | 16 | 0 | 0 | 0 | 0 | 390 | 4 | 394 | | |
| Moorine Rock Primary School | 0 | 0 | | 27 | 0 | | | 1 | | 0 | 0 | | 0 | 0 | | 18 | 2 | | | | | | 2 | 1 | | | | 2 | 0 | 1 | 0 | 54 | 0 | 54 | | | |
| Munglinup Primary School | 1 | 0 | | 36 | 1 | | | | | 0 | 0 | | 1 | 0 | | 23 | 0 | | | | | | 3 | 0 | | | | 3 | 1 | 0 | 0 | 69 | 0 | 69 | | | |
| Norseman Town Hall | 13 | 2 | | 63 | 1 | 1 | | | | 2 | 0 | | 12 | 2 | | 80 | 0 | 1 | | | | | 75 | 3 | | | 2 | 11 | 1 | 2 | 0 | 274 | 13 | 287 | | | |
| Nulsen Primary School | 26 | 5 | | 357 | 0 | 1 | | 1 | 4 | 51 | 5 | | 61 | 5 | 1 | 383 | 2 | 6 | | 7 | | 12 | 192 | 1 | 2 | 1 | 39 | 3 | 2 | 7 | 2 | 1,179 | 40 | 1,219 | | | |
| Ravensthorpe District High School | 0 | 2 | | 118 | 0 | | | | 1 | 1 | 0 | | 14 | 1 | 1 | 133 | 2 | | | | | | 32 | 0 | | | | 4 | 1 | 2 | 1 | 314 | 5 | 319 | | | |
| Salmon Gums Primary School | 0 | 0 | | 27 | 0 | | | | | 0 | 0 | | 2 | 0 | | 48 | 0 | | | | | | 6 | 0 | | | | 1 | 0 | 0 | 0 | 84 | 1 | 85 | | | |
| Southern Cross Community Centre | 2 | 6 | 1 | 152 | 3 | | | | | 1 | 0 | | 10 | 0 | | 103 | 0 | 1 | | | | | 47 | 3 | 1 | 1 | | 12 | 1 | 1 | 2 | 348 | 12 | 360 | | | |
| Westonia Shire Office | 0 | 1 | | 28 | 1 | | | | | 0 | 0 | | 3 | 1 | | 55 | 1 | | | 1 | | | 6 | 0 | | | | 5 | 1 | 0 | 0 | 104 | 5 | 109 | | | |
| Total Ordinary | 138 | 36 | 6 | 3,629 | 32 | 10 | 7 | 17 | 30 | 223 | 25 | 5 | 456 | 42 | 9 | 3,408 | 35 | 48 | 8 | 22 | 2 | 30 | 1,569 | 46 | 13 | 7 | 7 | 9 | 8 | 365 | 35 | 9 | 61 | 21 | 10,368 | 317 | 10,685 |
| Absent Votes | 32 | 14 | 1 | 738 | 13 | 5 | 2 | 3 | 7 | 39 | 9 | 2 | 130 | 4 | 2 | 455 | 4 | 10 | 2 | 1 | | 5 | 294 | 7 | 2 | 0 | 2 | 3 | 0 | 56 | 6 | 1 | 24 | 7 | 1,880 | 55 | 1,935 |
| Early Votes (by Post) | 8 | 2 | 0 | 398 | 7 | 1 | 0 | 1 | 1 | 21 | 9 | 0 | 32 | 7 | 0 | 354 | 7 | 8 | 3 | 2 | 1 | 1 | 147 | 2 | 0 | 0 | 0 | 38 | 6 | 1 | 12 | 3 | 1,073 | 10 | 1,083 | | |
| Early Votes (In Person) | 24 | 3 | 0 | 511 | 3 | 3 | 2 | 3 | 4 | 28 | 3 | 0 | 39 | 5 | 0 | 369 | 7 | 7 | 0 | 0 | 0 | 3 | 234 | 5 | 0 | 1 | 2 | 1 | 1 | 51 | 2 | 8 | 1 | 1,322 | 28 | 1,350 | |
| Provisional Votes | 0 | 1 | 0 | 7 | 0 | 0 | 0 | 0 | 0 | 0 | 0 | 0 | 3 | 0 | 0 | 8 | 0 | 0 | 0 | 0 | 0 | 0 | 1 | 0 | 0 | 1 | 0 | 0 | 0 | 0 | 0 | 24 | 1 | 25 | | | |
| Special Institutions, Hospitals & Remotes | 0 | 0 | 0 | 27 | 0 | 0 | 0 | 0 | 0 | 1 | 0 | 0 | 2 | 0 | 0 | 13 | 0 | 0 | 0 | 0 | 0 | 0 | 9 | 0 | 0 | 0 | 0 | 0 | 0 | 0 | 0 | 52 | 2 | 54 | | | |
| Subtotal | 64 | 20 | 1 | 1,681 | 23 | 9 | 4 | 7 | 12 | 89 | 21 | 2 | 206 | 16 | 2 | 1,199 | 18 | 25 | 5 | 3 | 1 | 9 | 685 | 14 | 2 | 1 | 5 | 5 | 1 | 148 | 14 | 4 | 44 | 11 | 4,351 | 96 | 4,447 |
| TOTAL | 202 | 56 | 7 | 5,310 | 55 | 19 | 11 | 24 | 42 | 312 | 46 | 7 | 662 | 58 | 11 | 4,607 | 53 | 73 | 13 | 25 | 3 | 39 | 2,254 | 60 | 15 | 8 | 12 | 14 | 9 | 513 | 49 | 13 | 105 | 32 | 14,719 | 413 | 15,132 |

| 9 March 2013 State General Election Mining and Pastoral Region (Legislative Council) First Preference Analysis by Polling Place Report Kalgoorlie | | | | | | | | | | | | | | | | | | | | | | | | | | | | | | | | | | | | | |
|--|------------|----------------|-------------|--------------|-------------|------------|------------|---------------|----------------|------------|-------------|----------------|------------|------------|-----------------|--------------|--------------|---------------|---------------|-----------------|------------|-----------------|--------------|------------|-------------|-----------|---------------|-----------------|--------------|------------|-------------------|----------------|--------------|-------------------|---------------|------------|---------------|
| FFP | | | LIB | | | | | | ACP | | | GRN | | | NAT | | | | | | ALP | | | | | | SFP | | IND | | | | | | | | |
| ROSE, Ian | | HARPER, Cedric | BASTON, Ken | | LEWIS, Mark | COAD, Eden | WOOD, Ross | BECKETT, Ross | MANSELL, Roger | | WALSH, Mike | CHAPPEL, Robin | | MUIR, Kado | BOYDELL, Jacqui | | GRILLS, Dave | McCOURT, John | EAGLES, David | HATWELL, Adrian | HILL, Cate | DAWSON, Stephen | | MURIE, Jim | HILL, Shane | FORD, Jon | MORICH, Linda | PORTLAND, Renee | PARKES, John | | COLAGIURI, Stefan | BERTOLA, Frank | | Total Valid Votes | Informal | Totals | |
| Ticket | Pref | | Ticket | Pref | | | | | Ticket | Pref | | Ticket | Pref | | Ticket | Pref | | | | | | Ticket | Pref | | | | | Ticket | Pref | | Ticket | Pref | | | | | |
| Polling Places | | | | | | | | | | | | | | | | | | | | | | | | | | | | | | | | | | | | | |
| East Kalgoorlie Primary School | 3 | 0 | | 28 | 0 | | | 1 | 0 | 0 | | 6 | 0 | | 50 | 2 | 3 | 1 | | | | 48 | 3 | | 1 | | | 4 | 1 | | 1 | 1 | 153 | 5 | 158 | | |
| Goldfields Arts Centre | 13 | 0 | | 278 | 4 | 1 | | 2 | 20 | 3 | 1 | 26 | 3 | | 252 | 6 | 5 | 2 | 2 | | | 156 | 5 | 1 | 1 | | | 29 | 3 | 6 | 1 | 822 | 30 | 852 | | | |
| Hannans Primary School | 15 | 2 | 1 | 326 | 4 | 1 | | 2 | 15 | 1 | 2 | 21 | 2 | 1 | 220 | 3 | 8 | 2 | | | | 111 | 4 | 2 | | 1 | 27 | 7 | 2 | 1 | 0 | 782 | 23 | 805 | | | |
| John Paul College | 25 | 5 | 1 | 401 | 8 | 2 | 1 | 3 | 27 | 1 | 1 | 35 | 1 | 1 | 291 | 7 | 6 | | | | | 228 | 2 | 1 | 1 | | 60 | 2 | 2 | 4 | 1 | 1,121 | 61 | 1,182 | | | |
| Kalgoorlie District Education Office | 5 | 1 | | 101 | 0 | | | | 2 | 0 | | 11 | 1 | | 109 | 1 | 1 | | | | | 60 | 1 | | | | 13 | 0 | 1 | 1 | 0 | 309 | 11 | 320 | | | |
| Kalgoorlie Regional Hospital | 7 | 2 | | 223 | 4 | | | | 8 | 1 | | 26 | 5 | 2 | 198 | 4 | 7 | | | | 1 | 119 | 3 | | | 1 | 35 | 0 | 2 | 3 | 1 | 652 | 22 | 674 | | | |
| Laverton Primary School | 2 | 0 | | 18 | 0 | | | | 3 | 0 | 1 | 8 | 1 | | 37 | 1 | 4 | | | | | 42 | 0 | | | | 3 | 0 | 0 | 1 | 0 | 121 | 2 | 123 | | | |
| Leinster Community Hall | 8 | 1 | | 48 | 0 | | | | 1 | 0 | | 9 | 0 | 1 | 23 | 0 | | | | | | 21 | 0 | | | | 9 | 0 | 0 | 2 | 0 | 123 | 0 | 123 | | | |
| Leonora Recreation Centre | 4 | 0 | | 74 | 0 | | | | 2 | 0 | | 13 | 1 | 6 | 43 | 1 | 1 | | | | | 39 | 2 | | 1 | | 19 | 3 | 1 | 1 | 1 | 211 | 3 | 214 | | | |
| Menzies Shire Hall | 1 | 0 | | 7 | 0 | | | | 2 | 0 | | 2 | 0 | | 21 | 1 | | | | | | 13 | 0 | | | | 0 | 0 | 0 | 0 | 0 | 47 | 3 | 50 | | | |
| North Kalgoorlie Primary School | 19 | 3 | | 605 | 3 | 2 | 2 | 1 | 2 | 15 | 4 | 53 | 4 | 4 | 520 | 8 | 12 | | | | 1 | 267 | 3 | | 2 | | 54 | 4 | 1 | 7 | 2 | 1,599 | 28 | 1,627 | | | |
| O'Connor Primary School | 12 | 6 | | 407 | 9 | 2 | 2 | 2 | 23 | 2 | 1 | 35 | 4 | 2 | 237 | 8 | 7 | | | | | 126 | 5 | 1 | 1 | | 46 | 8 | 2 | 0 | 0 | 950 | 25 | 975 | | | |
| Total Ordinary | 114 | 20 | 2 | 2,516 | 32 | 8 | 3 | 8 | 11 | 118 | 12 | 5 | 245 | 22 | 17 | 2,001 | 42 | 54 | 5 | 2 | 3 | 1,230 | 28 | 5 | 7 | 4 | 5 | 299 | 28 | 8 | 29 | 7 | 6,890 | 213 | 7,103 | | |
| Absent Votes | 26 | 9 | 2 | 387 | 13 | 5 | 1 | 3 | 3 | 10 | 0 | 2 | 58 | 8 | 5 | 221 | 4 | 10 | 0 | 1 | 1 | 3 | 191 | 7 | 1 | 3 | 1 | 2 | 2 | 40 | 5 | 0 | 9 | 1 | 1,034 | 32 | 1,066 |
| Early Votes (by Post) | 7 | 7 | 0 | 246 | 6 | 0 | 1 | 1 | 0 | 7 | 2 | 0 | 17 | 3 | 0 | 115 | 2 | 3 | 2 | 0 | 0 | 1 | 87 | 2 | 0 | 0 | 1 | 28 | 2 | 0 | 8 | 0 | 549 | 5 | 554 | | |
| Early Votes (In Person) | 17 | 6 | 1 | 531 | 4 | 4 | 0 | 0 | 4 | 23 | 0 | 0 | 41 | 3 | 2 | 372 | 8 | 9 | 1 | 1 | 0 | 2 | 251 | 3 | 0 | 1 | 0 | 2 | 75 | 6 | 0 | 13 | 5 | 1,386 | 34 | 1,420 | |
| Provisional Votes | 0 | 1 | 0 | 5 | 0 | 0 | 0 | 0 | 1 | 0 | 0 | 0 | 1 | 0 | 0 | 7 | 0 | 0 | 0 | 0 | 0 | 0 | 3 | 0 | 0 | 0 | 0 | 0 | 0 | 0 | 0 | 0 | 0 | 18 | 0 | 18 | |
| Special Institutions, Hospitals & Remotes | 52 | 1 | 0 | 96 | 0 | 0 | 0 | 0 | 0 | 23 | 0 | 2 | 33 | 3 | 1 | 79 | 1 | 1 | 1 | 0 | 0 | 0 | 164 | 1 | 0 | 0 | 0 | 0 | 0 | 0 | 0 | 0 | 0 | 463 | 28 | 491 | |
| Subtotal | 102 | 24 | 3 | 1,265 | 23 | 9 | 2 | 4 | 8 | 63 | 2 | 4 | 150 | 17 | 8 | 794 | 15 | 23 | 4 | 2 | 1 | 6 | 696 | 13 | 1 | 4 | 3 | 2 | 5 | 144 | 13 | 0 | 34 | 6 | 3,450 | 99 | 3,549 |
| TOTAL | 216 | 44 | 5 | 3,781 | 55 | 17 | 5 | 12 | 19 | 181 | 14 | 9 | 395 | 39 | 25 | 2,795 | 57 | 77 | 9 | 4 | 1 | 9 | 1,926 | 41 | 6 | 11 | 7 | 2 | 10 | 443 | 41 | 8 | 63 | 13 | 10,340 | 312 | 10,652 |

| 9 March 2013 State General Election Mining and Pastoral Region (Legislative Council) First Preference Analysis by Polling Place Report Pilbara | | | | | | | | | | | | | | | | | | | | | | | | | | | | | | | | | | | | | | | | | | | | | | | | | | | | | | | |
|---|------------|----------------|--------------|-------------|-----------|-------------|----------|------------|------------|------------|----------|---------------|-----------|----------------|--------------|-------------|-----------|----------------|-----------|------------|--------------|-----------------|-----------|--------------|-----------|---------------|------------|---------------|------------|-----------------|--------------|------------|--------------|-----------------|--------------|---------------|------|-------------------|----------|-----------|--|---------------|--|-----------------|--|--------------|--|-------------------|--|----------------|--|--|--|--|--|
| FFP | | LIB | | | | | ACP | | | GRN | | | NAT | | | | | ALP | | | | | SFP | | IND | | | | | | | | | | | | | | | | | | | | | | | | | | | | | | |
| ROSE, Ian | | HARPER, Cedric | | BASTON, Ken | | LEWIS, Mark | | COAD, Edna | | WOOD, Ross | | BECKETT, Ross | | MANSELL, Roger | | WALSH, Mike | | CHAPPEL, Robin | | MUIR, Kado | | BOYDELL, Jacqui | | GRILLS, Dave | | McCOURT, John | | EAGLES, David | | HATWELL, Adrian | | HILL, Cale | | DAWSON, Stephen | | MURIE, Jim | | HILL, Shane | | FORD, Jon | | MORICH, Linda | | PORTLAND, Renee | | PARKES, John | | COLAGIURI, Stefan | | BERTOLA, Frank | | | | | |
| Ticket | Pref | Ticket | Pref | Ticket | Pref | Ticket | Pref | Ticket | Pref | Ticket | Pref | Ticket | Pref | Ticket | Pref | Ticket | Pref | Ticket | Pref | Ticket | Pref | Ticket | Pref | Ticket | Pref | Ticket | Pref | Ticket | Pref | Ticket | Pref | Ticket | Pref | Ticket | Pref | Ticket | Pref | Total Valid Votes | Informal | Totals | | | | | | | | | | | | | | | |
| Polling Places | | | | | | | | | | | | | | | | | | | | | | | | | | | | | | | | | | | | | | | | | | | | | | | | | | | | | | | |
| Baler Primary School | 21 | 4 | 204 | 4 | 1 | 1 | 1 | 20 | 0 | 1 | 80 | 10 | 2 | 336 | 2 | 7 | 3 | 4 | 436 | 7 | 2 | 1 | 3 | 2 | 3 | 36 | 4 | 1 | 6 | 1 | 1,202 | 30 | 1,232 | | | | | | | | | | | | | | | | | | | | | | |
| Dampier Pre-Primary School | 11 | 0 | 153 | 3 | 1 | 1 | 6 | 0 | 0 | 1 | 41 | 2 | 202 | 4 | 1 | 119 | 2 | 1 | 119 | 2 | 1 | 1 | 1 | 1 | 35 | 0 | 1 | 7 | 0 | 593 | 13 | 606 | | | | | | | | | | | | | | | | | | | | | | | |
| Gallop Hall | 3 | 0 | 12 | 0 | 1 | 1 | 1 | 0 | 0 | 1 | 0 | 0 | 2 | 0 | 0 | 24 | 0 | 0 | 24 | 0 | 0 | 0 | 0 | 0 | 1 | 1 | 0 | 0 | 0 | 44 | 2 | 46 | | | | | | | | | | | | | | | | | | | | | | | |
| Karratha Senior High School | 27 | 8 | 289 | 3 | 1 | 1 | 10 | 3 | 66 | 6 | 66 | 6 | 301 | 1 | 4 | 291 | 7 | 2 | 291 | 7 | 2 | 2 | 2 | 2 | 42 | 4 | 14 | 2 | 1,089 | 24 | 1,113 | | | | | | | | | | | | | | | | | | | | | | | | |
| Marble Bar Community Resource Centre | 4 | 1 | 13 | 0 | 0 | 0 | 0 | 0 | 5 | 1 | 5 | 1 | 23 | 0 | 0 | 35 | 0 | 0 | 35 | 0 | 0 | 0 | 0 | 0 | 2 | 0 | 0 | 0 | 0 | 85 | 1 | 86 | | | | | | | | | | | | | | | | | | | | | | | |
| Newman Primary School | 12 | 3 | 200 | 6 | 1 | 1 | 3 | 1 | 32 | 3 | 32 | 3 | 157 | 0 | 3 | 203 | 3 | 1 | 203 | 3 | 1 | 3 | 1 | 4 | 24 | 1 | 7 | 0 | 674 | 20 | 694 | | | | | | | | | | | | | | | | | | | | | | | | |
| Newman Senior High School | 6 | 0 | 129 | 3 | 1 | 1 | 3 | 0 | 17 | 1 | 17 | 1 | 109 | 0 | 1 | 157 | 2 | 1 | 157 | 2 | 1 | 1 | 1 | 5 | 27 | 0 | 2 | 0 | 468 | 10 | 478 | | | | | | | | | | | | | | | | | | | | | | | | |
| PCYC Roebourne | 13 | 5 | 38 | 1 | 0 | 0 | 10 | 0 | 24 | 0 | 24 | 0 | 37 | 0 | 4 | 94 | 2 | 2 | 94 | 2 | 2 | 2 | 1 | 1 | 4 | 0 | 2 | 2 | 242 | 7 | 249 | | | | | | | | | | | | | | | | | | | | | | | | |
| Pilbara TAFE | 3 | 2 | 243 | 5 | 2 | 1 | 5 | 1 | 40 | 1 | 40 | 1 | 269 | 3 | 3 | 184 | 4 | 1 | 184 | 4 | 1 | 1 | 1 | 1 | 24 | 0 | 1 | 8 | 0 | 806 | 10 | 816 | | | | | | | | | | | | | | | | | | | | | | | |
| Port Hedland Civic Centre | 3 | 3 | 153 | 3 | 1 | 1 | 9 | 0 | 53 | 4 | 53 | 4 | 264 | 4 | 2 | 197 | 2 | 1 | 197 | 2 | 1 | 3 | 2 | 1 | 15 | 3 | 4 | 0 | 732 | 18 | 750 | | | | | | | | | | | | | | | | | | | | | | | | |
| Port Hedland Primary School | 7 | 1 | 97 | 0 | 2 | 2 | 8 | 2 | 33 | 3 | 33 | 3 | 163 | 0 | 1 | 108 | 1 | 1 | 108 | 1 | 1 | 1 | 1 | 1 | 10 | 2 | 2 | 1 | 449 | 6 | 455 | | | | | | | | | | | | | | | | | | | | | | | | |
| South Hedland TAFE | 14 | 3 | 174 | 2 | 1 | 1 | 5 | 1 | 58 | 9 | 58 | 9 | 208 | 3 | 3 | 218 | 3 | 1 | 218 | 3 | 1 | 1 | 1 | 3 | 34 | 5 | 1 | 1 | 752 | 20 | 772 | | | | | | | | | | | | | | | | | | | | | | | | |
| Tambrey Primary School | 35 | 8 | 624 | 19 | 2 | 1 | 22 | 1 | 78 | 14 | 78 | 14 | 618 | 10 | 8 | 404 | 7 | 2 | 404 | 7 | 2 | 2 | 2 | 2 | 66 | 4 | 1 | 22 | 0 | 1,959 | 41 | 2,000 | | | | | | | | | | | | | | | | | | | | | | | |
| Wickham Community Hall | 11 | 3 | 136 | 3 | 0 | 0 | 8 | 0 | 25 | 3 | 25 | 3 | 136 | 3 | 1 | 125 | 2 | 2 | 125 | 2 | 2 | 2 | 2 | 1 | 30 | 3 | 8 | 1 | 500 | 18 | 518 | | | | | | | | | | | | | | | | | | | | | | | | |
| Total Ordinary | 170 | 41 | 3,465 | 52 | 10 | 7 | 4 | 5 | 110 | 9 | 6 | 552 | 57 | 6 | 2,825 | 30 | 37 | 11 | 15 | 9 | 2,595 | 42 | 7 | 14 | 12 | 7 | 21 | 350 | 27 | 5 | 83 | 8 | 9,595 | 220 | 9,815 | | | | | | | | | | | | | | | | | | | | |
| Absent Votes | 24 | 7 | 474 | 4 | 2 | 1 | 2 | 6 | 20 | 2 | 0 | 119 | 12 | 2 | 327 | 10 | 6 | 0 | 415 | 13 | 1 | 1 | 5 | 1 | 57 | 0 | 0 | 18 | 1 | 1,533 | 46 | 1,579 | | | | | | | | | | | | | | | | | | | | | | | |
| Early Votes (by Post) | 8 | 3 | 227 | 2 | 1 | 0 | 1 | 10 | 32 | 3 | 0 | 170 | 2 | 3 | 133 | 3 | 0 | 0 | 133 | 3 | 1 | 0 | 1 | 1 | 25 | 1 | 1 | 10 | 2 | 645 | 3 | 648 | | | | | | | | | | | | | | | | | | | | | | | |
| Early Votes (In Person) | 22 | 3 | 273 | 8 | 1 | 0 | 2 | 0 | 11 | 0 | 0 | 43 | 1 | 1 | 238 | 2 | 0 | 0 | 274 | 2 | 0 | 1 | 0 | 0 | 26 | 0 | 0 | 4 | 0 | 913 | 9 | 922 | | | | | | | | | | | | | | | | | | | | | | | |
| Provisional Votes | 1 | 0 | 5 | 0 | 0 | 0 | 0 | 1 | 0 | 0 | 0 | 0 | 3 | 1 | 0 | 7 | 0 | 0 | 7 | 0 | 0 | 0 | 0 | 0 | 0 | 0 | 0 | 0 | 1 | 0 | 20 | 0 | 20 | | | | | | | | | | | | | | | | | | | | | | |
| Special Institutions, Hospitals & Remotes | 32 | 0 | 24 | 0 | 0 | 0 | 14 | 0 | 18 | 0 | 0 | 0 | 15 | 1 | 0 | 161 | 2 | 0 | 161 | 2 | 0 | 1 | 0 | 0 | 3 | 0 | 0 | 0 | 0 | 271 | 7 | 278 | | | | | | | | | | | | | | | | | | | | | | | |
| Subtotal | 87 | 13 | 2,100 | 14 | 4 | 1 | 5 | 7 | 56 | 3 | 1 | 213 | 16 | 2 | 753 | 15 | 10 | 1 | 0 | 1 | 990 | 20 | 3 | 6 | 2 | 2 | 111 | 1 | 33 | 3 | 3,382 | 65 | 3,447 | | | | | | | | | | | | | | | | | | | | | | |
| TOTAL | 257 | 54 | 5,565 | 66 | 14 | 8 | 9 | 12 | 166 | 12 | 7 | 765 | 73 | 8 | 3,578 | 45 | 47 | 12 | 0 | 16 | 10 | 3,585 | 62 | 9 | 17 | 18 | 9 | 23 | 461 | 28 | 6 | 116 | 11 | 12,977 | 285 | 13,262 | | | | | | | | | | | | | | | | | | | |





South West Region

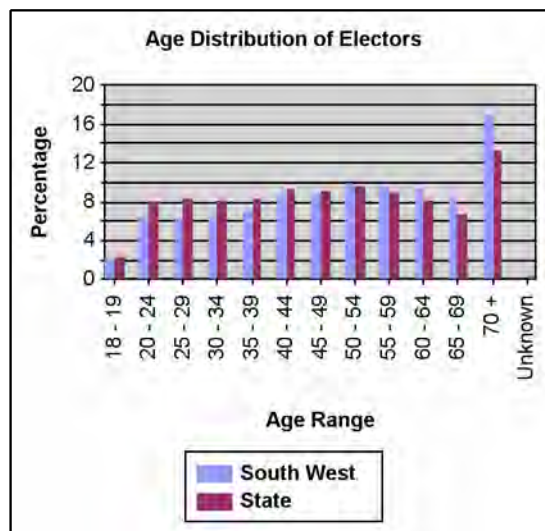
9 March 2013 State General Election



| Returning Officer | |
|---|-------------|
| Michaela MILLER | |
| No. of Members to be elected | |
| 6 | |
| Quota Required | |
| No. of formal votes | +1 |
| [(No. of MLCs to be elected) + 1] | |
| 168931 | + 1 = 24134 |
| 6 + 1 | |
| Note: The quota is the minimum number of votes required by a candidate to be elected. | |

| Elected Candidates for South West Region | | |
|--|-------------------------|---------------|
| Order Elected | Candidate (Full Name) | Party |
| 1 | MCSWEENEY, Robyn Mary | Liberal Party |
| 2 | TALBOT, Sally Elizabeth | WA Labor |
| 3 | HOUSE, Barry John | Liberal Party |
| 4 | FARINA, Adele | WA Labor |
| 5 | HALLETT, Nigel Charles | Liberal Party |
| 6 | HOLT, Colin James | THE NATIONALS |

| Regional Summary and Electors as at Close of Roll | | | | |
|---|-------------------------|---------------|---------------|----------------|
| District | Area (km ²) | Males | Females | Total |
| Albany | 4,312 | 11,203 | 12,369 | 23,572 |
| Bunbury | 72 | 11,308 | 12,226 | 23,534 |
| Collie-Preston | 2,794 | 11,399 | 11,756 | 23,155 |
| Dawesville | 168 | 11,942 | 12,836 | 24,778 |
| Mandurah | 74 | 11,233 | 12,556 | 23,789 |
| Murray-Wellington | 4,326 | 11,884 | 12,035 | 23,919 |
| Vasse | 2,619 | 11,040 | 12,074 | 23,114 |
| Warren-Blackwood | 18,624 | 12,703 | 13,027 | 25,730 |
| Total | 32,989 | 92,712 | 98,879 | 191,591 |



| | | 9 March 2013 State General Election South West Region (Legislative Council) Detailed Results Report 6 Candidates to be Elected | | | | | | | | | | | | | | | | | | | | | | | | | | | |
|--------------------------|-------------|---|------------------|----------------|----------------|----------------|---------------|----------------|---------------|----------------------|-------------------|----------------|--------------------------------|------------------|---------------------|-----------------|-------------------|-----------------|----------------------|--------------------|-----------------|----------------|----------------|------------------|--------------------|----------------|----------------|-------------------|--------|
| | | ALP | | | | | NAT | | | | SFP | | IND | | LIB | | | | FFP | | GRN | | ACP | | IND | | | | |
| Quota = 24,134 | | TALBOT, Sally | FARINA, Adele | MONDY, John | BISHOP, Ian | DEAN, Aaron | LIM, Pearl | HOLT, Colin | HARMA, Sam | GREATHEAD, Dudley | STRIJK, Daniel | MAZZA, Mark | SRI-INNOP ROSS, Nataporn | GROGAN, Janet | McSWEENEY, Robyn | HOUSE, Barry | HALLETT, Nigel | MORISON, Ian | FITZPATRICK, Paul | STECK, Michelle | CUSTERS, Bev | BOLT, David | WATSON, Giz | HARPER, Hsien | MOSELEY, Justin | SCHOOF, Tim | HYLAND, Don | Lost Fractions | TOTALS |
| First Preferences | | 50793 | 290 | 109 | 198 | 85 | 101 | 18328 | 138 | 75 | 3885 | 112 | 1160 | 45 | 73338 | 444 | 102 | 114 | 95 | 155 | 2520 | 57 | 13210 | 164 | 2405 | 48 | 960 | 0 | 168931 |
| McSWEENEY, Robyn | Elected 1st | 0 | 4 | 0 | 0 | 0 | 1 | 5 | 2 | 0 | 0 | 2 | 2 | -49204 | 49110 | 26 | 16 | 10 | 14 | 1 | 0 | 1 | 0 | 0 | 0 | 0 | 1 | 7 | 0 |
| TALBOT, Sally | Elected 2nd | -26659 | 26549 | 43 | 19 | 15 | 9 | 3 | 1 | 0 | 3 | 1 | 0 | 0 | 0 | 0 | 0 | 0 | 0 | 0 | 1 | 0 | 5 | 1 | 1 | 0 | 3 | 5 | 0 |
| HOUSE, Barry | Elected 3rd | 0 | 0 | 5 | 1 | 0 | 0 | 10 | 1 | 0 | 2 | 1 | 1 | 0 | -25420 | 25312 | 33 | 17 | 19 | 1 | 1 | 4 | 0 | 0 | 0 | 0 | 1 | 11 | 0 |
| FARINA, Adele | Elected 4th | 0 | -2709 | 2690 | 6 | 1 | 3 | 0 | 0 | 0 | 0 | 0 | 0 | 0 | 0 | 0 | 0 | 0 | 0 | 0 | 0 | 0 | 1 | 0 | 0 | 0 | 0 | 8 | 0 |
| HALLETT, Nigel | Elected 5th | 0 | 0 | 0 | 0 | 0 | 0 | 0 | 0 | 0 | 0 | 0 | 0 | 0 | 0 | 0 | -1306 | 1299 | 0 | 0 | 0 | 0 | 0 | 0 | 0 | 0 | 0 | 7 | 0 |
| GROGAN, Janet | Excluded | 0 | 0 | 2 | 1 | 0 | 2 | 0 | 1 | 0 | 0 | 1 | 20 | -47 | 0 | 0 | 0 | 1 | 1 | 0 | 0 | 0 | 4 | 3 | 0 | 0 | 10 | 1 | 0 |
| SCHOOF, Tim | Excluded | 0 | 0 | 0 | 0 | 0 | 0 | 1 | 0 | 0 | 0 | 0 | 0 | 0 | 0 | 0 | 0 | 1 | 0 | 0 | 0 | 3 | 1 | 0 | 41 | -48 | 1 | 0 | 0 |
| BOLT, David | Excluded | 0 | 0 | 0 | 0 | 0 | 0 | 0 | 0 | 0 | 0 | 3 | 0 | 0 | 0 | 0 | 0 | 1 | 2 | 1 | 45 | -61 | 2 | 2 | 0 | 0 | 4 | 1 | 0 |
| GREATHEAD, Dudley | Excluded | 0 | 0 | 7 | 0 | 1 | 0 | 13 | 51 | -77 | 1 | 0 | 0 | 0 | 0 | 0 | 0 | 0 | 0 | 0 | 0 | 0 | 0 | 0 | 0 | 0 | 2 | 2 | 0 |
| DEAN, Aaron | Excluded | 0 | 0 | 35 | 30 | -102 | 22 | 4 | 1 | 0 | 1 | 1 | 0 | 0 | 0 | 0 | 0 | 1 | 0 | 0 | 0 | 0 | 4 | 0 | 0 | 0 | 0 | 3 | 0 |
| MAZZA, Mark | Excluded | 0 | 0 | 3 | 1 | 0 | 0 | 2 | 1 | 0 | 98 | -119 | 2 | 0 | 0 | 0 | 0 | 1 | 3 | 0 | 0 | 0 | 1 | 1 | 1 | 0 | 3 | 2 | 0 |
| FITZPATRICK, Paul | Excluded | 0 | 0 | 1 | 1 | 0 | 1 | 0 | 1 | 0 | 0 | 0 | 3 | 0 | 0 | 0 | 0 | 64 | -128 | 48 | 2 | 0 | 1 | 0 | 0 | 0 | 1 | 5 | 0 |
| LIM, Pearl | Excluded | 0 | 0 | 41 | 77 | 0 | -139 | 2 | 4 | 0 | 3 | 0 | 0 | 0 | 0 | 0 | 0 | 1 | 0 | 0 | 2 | 0 | 3 | 1 | 0 | 0 | 0 | 5 | 0 |
| HARPER, Hsien | Excluded | 0 | 0 | 1 | 1 | 0 | 0 | 1 | 3 | 0 | 1 | 0 | 0 | 0 | 0 | 0 | 0 | 1 | 0 | 0 | 1 | 0 | 156 | -172 | 1 | 0 | 5 | 1 | 0 |
| HARMA, Sam | Excluded | 0 | 0 | 9 | 3 | 0 | 0 | 161 | -204 | 0 | 9 | 0 | 2 | 0 | 0 | 0 | 0 | 5 | 0 | 0 | 1 | 0 | 5 | 0 | 1 | 0 | 5 | 3 | 0 |
| STECK, Michelle | Excluded | 0 | 0 | 4 | 2 | 0 | 0 | 4 | 0 | 0 | 0 | 4 | 0 | 0 | 0 | 0 | 0 | 203 | 0 | -237 | 7 | 0 | 4 | 0 | 0 | 0 | 4 | 5 | 0 |
| BISHOP, Ian | Excluded | 0 | 0 | 284 | -340 | 0 | 0 | 22 | 0 | 0 | 8 | 0 | 4 | 0 | 0 | 0 | 0 | 3 | 0 | 0 | 1 | 0 | 12 | 0 | 2 | 0 | 0 | 4 | 0 |
| HYLAND, Don | Excluded | 0 | 0 | 9 | 0 | 0 | 0 | 10 | 0 | 0 | 13 | 0 | 47 | 0 | 0 | 0 | 0 | 9 | 0 | 0 | 831 | 0 | 30 | 0 | 48 | 0 | -1000 | 3 | 0 |
| SRI-INNOP ROSS, Nataporn | Excluded | 0 | 0 | 13 | 0 | 0 | 0 | 22 | 0 | 0 | 19 | 0 | 0 | 0 | 0 | 0 | 0 | 11 | 0 | 0 | 19 | 0 | 1150 | 0 | 7 | 0 | 0 | 4 | 0 |
| MORISON, Ian | Excluded | 0 | 0 | 66 | 0 | 0 | 0 | 144 | 0 | 0 | 58 | 0 | 0 | 0 | 0 | 0 | 0 | -1764 | 0 | 0 | 1384 | 0 | 65 | 0 | 27 | 0 | 0 | 20 | 0 |
| MOSELEY, Justin | Excluded | 0 | 0 | 19 | 0 | 0 | 0 | 50 | 0 | 0 | 17 | 0 | 0 | 0 | 0 | 0 | 0 | 0 | 0 | 0 | 2383 | 0 | 60 | 0 | -2534 | 0 | 0 | 5 | 0 |
| MONDY, John | Excluded | 0 | 0 | -3341 | 0 | 0 | 0 | 387 | 0 | 0 | 90 | 0 | 0 | 0 | 0 | 0 | 0 | 0 | 0 | 0 | 84 | 0 | 2764 | 0 | 0 | 0 | 0 | 16 | 0 |
| STRIJK, Daniel | Excluded | 0 | 0 | 0 | 0 | 0 | 0 | 290 | 0 | 0 | -4208 | 0 | 0 | 0 | 0 | 0 | 0 | 0 | 0 | 0 | 3835 | 0 | 72 | 0 | 0 | 0 | 0 | 11 | 0 |
| CUSTERS, Bev | Excluded | 0 | 0 | 0 | 0 | 0 | 0 | 6150 | 0 | 0 | 0 | 0 | 0 | 0 | 0 | 0 | 0 | 0 | 0 | 0 | -7146 | 0 | 993 | 0 | 0 | 0 | 0 | 3 | 0 |
| HOLT, Colin | Elected 6th | 24134 | 24134 | 0 | 0 | 0 | 0 | 25609 | 0 | 0 | 0 | 0 | 0 | 0 | 24134 | 24134 | 24134 | 0 | 0 | 0 | 3972 | 0 | 18548 | 0 | 0 | 0 | 0 | 132 | 168931 |

| Quota = 24,134 | | 9 March 2013 State General Election South West Region (Legislative Council) First Preference Analysis by Candidate Report | | | | | | | | | | | | | | | | | | | | | | | | | | | | | | Total Valid Votes | | Informal | | Totals | | | |
|-------------------------|-------------------|---|---------------|-------------|-------------|-------------|------------|--------------|---------------|-------------------|----------------|-------------|--------------------------|---------------|------------------|--------------|----------------|--------------|-------------------|-----------------|--------------|-------------|-------------|---------------|-----------------|--------------|-------------|-----------|--------------|------------|------------|-------------------|------------|-----------|------------|------------|----------------|--------------|----------------|
| | | ALP | | | | | | NAT | | | | SFP | | IND | | LIB | | | | FFP | | GRN | | ACP | | IND | | | | | | | | | | | | | |
| | | TALBOT, Sally | FARINA, Adele | MONDY, John | BISHOP, Ian | DEAN, Aaron | LIM, Pearl | HOLT, Collin | HARMA, Sam | GREATHEAD, Dudley | STRUJK, Daniel | MAZZA, Mark | SRI-INNOP ROSS, Nalaporn | GROGAN, Janet | McSWEENEY, Robyn | HOUSE, Barry | HALLETT, Nigel | MORISON, Ian | FITZPATRICK, Paul | STECK, Michelle | CUSTERS, Bev | BOLT, David | WATSON, Giz | HARPER, Hsien | MOSELEY, Justin | SCHOOFF, Tim | HYLAND, Don | | | | | | | | | | | | |
| Ticket | Pref | | | | | Ticket | Pref | | | Ticket | Pref | | Ticket | Pref | | | | | Ticket | Pref | | | Ticket | Pref | | Ticket | Pref | | | | | | | | | | | | |
| Ordinary Votes | Albany | 5,244 | 114 | 7 | 10 | 47 | 11 | 15 | 3,327 | 92 | 57 | 15 | 235 | 25 | 8 | 37 | 7 | 5 | 5,186 | 58 | 12 | 2 | 4 | 4 | 6 | 179 | 15 | 4 | 1,101 | 132 | 10 | 717 | 65 | 13 | 27 | 4 | 16,795 | 347 | 17,142 |
| | Bunbury | 4,711 | 114 | 54 | 7 | 8 | 3 | 4 | 1,276 | 40 | 6 | 6 | 330 | 14 | 10 | 63 | 4 | 2 | 6,976 | 52 | 37 | 10 | 17 | 8 | 22 | 254 | 11 | 2 | 1,004 | 63 | 16 | 188 | 6 | 4 | 66 | 11 | 15,397 | 539 | 15,936 |
| | Collie-Preston | 6,108 | 132 | 28 | 13 | 17 | 10 | 13 | 1,414 | 46 | 6 | 10 | 403 | 17 | 10 | 51 | 4 | 2 | 6,094 | 44 | 24 | 9 | 15 | 3 | 15 | 298 | 20 | 7 | 755 | 60 | 10 | 153 | 12 | 2 | 59 | 8 | 15,872 | 423 | 16,295 |
| | Dawesville | 4,704 | 116 | 8 | 9 | 14 | 9 | 10 | 277 | 17 | 2 | 2 | 237 | 13 | 10 | 192 | 0 | 3 | 8,238 | 78 | 19 | 10 | 4 | 17 | 10 | 172 | 11 | 6 | 742 | 51 | 13 | 89 | 10 | 2 | 108 | 15 | 15,218 | 393 | 15,611 |
| | Mandurah | 6,646 | 164 | 9 | 7 | 9 | 12 | 12 | 292 | 11 | 3 | 2 | 282 | 9 | 6 | 80 | 1 | 2 | 6,093 | 73 | 18 | 4 | 6 | 4 | 10 | 285 | 13 | 5 | 659 | 37 | 9 | 112 | 17 | 3 | 73 | 11 | 14,979 | 417 | 15,396 |
| | Murray-Wellington | 4,621 | 133 | 35 | 14 | 10 | 10 | 8 | 1,602 | 66 | 5 | 6 | 571 | 26 | 14 | 105 | 5 | 5 | 7,389 | 63 | 34 | 11 | 13 | 14 | 12 | 261 | 9 | 9 | 766 | 57 | 7 | 153 | 15 | 2 | 85 | 14 | 16,150 | 525 | 16,675 |
| | Vasse | 2,525 | 95 | 43 | 4 | 9 | 1 | 5 | 1,466 | 57 | 6 | 2 | 260 | 10 | 4 | 244 | 5 | 10 | 8,607 | 43 | 94 | 7 | 8 | 4 | 16 | 193 | 7 | 6 | 1,587 | 127 | 13 | 204 | 23 | 6 | 116 | 18 | 15,825 | 407 | 16,232 |
| | Warren-Blackwood | 3,069 | 117 | 32 | 5 | 9 | 2 | 6 | 4,469 | 122 | 17 | 11 | 322 | 25 | 14 | 100 | 3 | 10 | 5,820 | 84 | 41 | 7 | 7 | 4 | 6 | 232 | 24 | 7 | 2,650 | 271 | 34 | 116 | 23 | 3 | 84 | 20 | 17,766 | 545 | 18,311 |
| | Subtotal | 37,628 | 985 | 216 | 69 | 123 | 58 | 73 | 14,123 | 451 | 102 | 54 | 2,640 | 139 | 76 | 872 | 29 | 37 | 54,403 | 495 | 279 | 60 | 74 | 58 | 97 | 1,874 | 110 | 46 | 9,264 | 798 | 112 | 1,732 | 171 | 35 | 618 | 101 | 128,002 | 3,596 | 131,598 |
| Absent Votes | Albany | 406 | 14 | 1 | 2 | 11 | 1 | 0 | 301 | 13 | 12 | 1 | 40 | 4 | 0 | 7 | 0 | 1 | 526 | 15 | 4 | 3 | 1 | 1 | 2 | 16 | 1 | 1 | 182 | 22 | 3 | 59 | 5 | 0 | 5 | 2 | 1,662 | 51 | 1,713 |
| | Bunbury | 504 | 29 | 7 | 1 | 3 | 0 | 1 | 173 | 7 | 0 | 4 | 62 | 1 | 4 | 16 | 1 | 0 | 838 | 16 | 5 | 1 | 6 | 1 | 6 | 30 | 0 | 1 | 212 | 22 | 1 | 21 | 3 | 0 | 8 | 1 | 1,984 | 75 | 2,059 |
| | Collie-Preston | 575 | 28 | 6 | 3 | 8 | 2 | 1 | 171 | 11 | 1 | 3 | 75 | 5 | 3 | 4 | 0 | 0 | 790 | 16 | 10 | 2 | 4 | 2 | 5 | 40 | 4 | 1 | 145 | 11 | 6 | 25 | 2 | 2 | 8 | 0 | 1,969 | 76 | 2,045 |
| | Dawesville | 532 | 20 | 0 | 5 | 3 | 1 | 6 | 65 | 2 | 2 | 1 | 55 | 4 | 2 | 22 | 0 | 0 | 1,017 | 18 | 5 | 4 | 1 | 2 | 3 | 23 | 2 | 1 | 140 | 18 | 3 | 18 | 1 | 1 | 11 | 3 | 1,991 | 94 | 2,085 |
| | Mandurah | 589 | 24 | 1 | 2 | 0 | 0 | 2 | 50 | 5 | 1 | 0 | 55 | 2 | 1 | 14 | 0 | 0 | 682 | 8 | 3 | 8 | 7 | 6 | 4 | 30 | 1 | 0 | 128 | 12 | 2 | 24 | 2 | 0 | 13 | 1 | 1,677 | 79 | 1,756 |
| | Murray-Wellington | 691 | 36 | 3 | 1 | 6 | 1 | 1 | 200 | 9 | 1 | 0 | 104 | 5 | 4 | 17 | 0 | 2 | 1,072 | 13 | 14 | 3 | 2 | 5 | 8 | 40 | 8 | 3 | 184 | 15 | 4 | 35 | 0 | 0 | 14 | 2 | 2,503 | 114 | 2,617 |
| | Vasse | 351 | 9 | 6 | 2 | 0 | 0 | 0 | 204 | 10 | 0 | 0 | 38 | 4 | 1 | 12 | 0 | 0 | 1,078 | 12 | 14 | 0 | 1 | 1 | 3 | 22 | 2 | 1 | 293 | 30 | 5 | 22 | 2 | 1 | 7 | 1 | 2,132 | 59 | 2,191 |
| | Warren-Blackwood | 424 | 18 | 3 | 3 | 1 | 0 | 1 | 434 | 19 | 1 | 1 | 73 | 4 | 4 | 27 | 0 | 0 | 844 | 11 | 15 | 5 | 1 | 2 | 2 | 34 | 2 | 1 | 428 | 41 | 5 | 27 | 1 | 1 | 14 | 5 | 2,452 | 93 | 2,545 |
| | Subtotal | 4,072 | 178 | 27 | 19 | 32 | 5 | 11 | 1,598 | 76 | 18 | 10 | 502 | 29 | 19 | 119 | 1 | 3 | 6,847 | 109 | 70 | 26 | 23 | 20 | 33 | 235 | 20 | 9 | 1,712 | 171 | 29 | 231 | 16 | 5 | 80 | 15 | 16,370 | 641 | 17,011 |
| Early Votes (by Post) | Albany | 349 | 10 | 0 | 1 | 8 | 1 | 0 | 241 | 21 | 0 | 2 | 11 | 5 | 3 | 2 | 0 | 0 | 519 | 7 | 6 | 0 | 2 | 1 | 3 | 10 | 1 | 0 | 68 | 9 | 0 | 29 | 2 | 1 | 5 | 1 | 1,318 | 13 | 1,331 |
| | Bunbury | 353 | 17 | 4 | 1 | 3 | 0 | 1 | 93 | 8 | 1 | 0 | 30 | 1 | 2 | 2 | 0 | 0 | 656 | 7 | 6 | 0 | 1 | 1 | 2 | 13 | 0 | 0 | 49 | 10 | 1 | 7 | 0 | 0 | 7 | 1 | 1,277 | 15 | 1,292 |
| | Collie-Preston | 299 | 4 | 4 | 0 | 0 | 2 | 1 | 67 | 9 | 1 | 1 | 37 | 1 | 1 | 2 | 0 | 0 | 401 | 7 | 2 | 0 | 0 | 0 | 2 | 20 | 5 | 0 | 34 | 5 | 0 | 8 | 2 | 0 | 7 | 0 | 922 | 14 | 936 |
| | Dawesville | 562 | 25 | 0 | 4 | 3 | 1 | 0 | 40 | 3 | 0 | 0 | 30 | 3 | 0 | 11 | 0 | 1 | 1,000 | 26 | 6 | 1 | 1 | 0 | 1 | 24 | 1 | 1 | 57 | 4 | 1 | 11 | 6 | 1 | 12 | 2 | 1,838 | 18 | 1,856 |
| | Mandurah | 580 | 20 | 0 | 1 | 3 | 1 | 0 | 26 | 1 | 1 | 0 | 18 | 3 | 1 | 10 | 0 | 2 | 566 | 10 | 1 | 0 | 1 | 0 | 1 | 20 | 1 | 0 | 33 | 6 | 0 | 14 | 4 | 1 | 7 | 3 | 1,335 | 13 | 1,348 |
| | Murray-Wellington | 163 | 2 | 0 | 3 | 0 | 0 | 0 | 53 | 2 | 0 | 1 | 24 | 0 | 0 | 1 | 0 | 0 | 293 | 4 | 1 | 1 | 1 | 0 | 2 | 11 | 0 | 0 | 19 | 2 | 1 | 4 | 0 | 0 | 2 | 0 | 590 | 6 | 596 |
| | Vasse | 101 | 1 | 4 | 0 | 0 | 0 | 0 | 48 | 6 | 2 | 1 | 8 | 0 | 1 | 5 | 0 | 0 | 294 | 4 | 3 | 2 | 0 | 0 | 0 | 0 | 0 | 0 | 24 | 4 | 0 | 2 | 0 | 1 | 3 | 0 | 516 | 9 | 525 |
| | Warren-Blackwood | 279 | 8 | 2 | 2 | 2 | 0 | 0 | 340 | 14 | 4 | 3 | 28 | 7 | 0 | 5 | 1 | 1 | 593 | 8 | 17 | 4 | 2 | 0 | 1 | 11 | 0 | 0 | 185 | 22 | 4 | 11 | 1 | 0 | 6 | 3 | 1,564 | 18 | 1,582 |
| | Subtotal | 2,686 | 87 | 14 | 12 | 19 | 5 | 2 | 908 | 64 | 9 | 8 | 186 | 20 | 8 | 38 | 1 | 4 | 4,322 | 73 | 42 | 8 | 8 | 2 | 12 | 111 | 8 | 1 | 469 | 62 | 7 | 86 | 15 | 4 | 49 | 10 | 9,360 | 106 | 9,466 |
| Early Votes (In Person) | Albany | 470 | 12 | 1 | 0 | 2 | 1 | 2 | 237 | 14 | 4 | 1 | 19 | 2 | 2 | 4 | 1 | 0 | 534 | 10 | 2 | 2 | 0 | 0 | 1 | 13 | 2 | 0 | 70 | 11 | 2 | 32 | 1 | 0 | 1 | 1 | 1,454 | 35 | 1,489 |
| | Bunbury | 436 | 8 | 10 | 1 | 3 | 3 | 0 | 110 | 6 | 2 | 0 | 40 | 1 | 0 | 10 | 1 | 0 | 664 | 9 | 6 | 2 | 1 | 0 | 6 | 21 | 3 | 0 | 78 | 7 | 3 | 11 | 0 | 0 | 10 | 3 | 1,455 | 39 | 1,494 |
| | Collie-Preston | 839 | 26 | 7 | 4 | 1 | 5 | 2 | 100 | 10 | 1 | 0 | 61 | 4 | 3 | 9 | 0 | 0 | 658 | 7 | 6 | 0 | 2 | 0 | 2 | 15 | 2 | 0 | 56 | 6 | 2 | 20 | 2 | 1 | 11 | 0 | 1,862 | 46 | 1,908 |
| | Dawesville | 841 | 25 | 0 | 1 | 4 | 5 | 0 | 36 | 7 | 0 | 0 | 52 | 5 | 2 | 12 | 1 | 0 | 1,309 | 23 | 4 | 2 | 1 | 6 | 2 | 27 | 0 | 1 | 89 | 7 | 1 | 6 | 1 | 0 | 10 | 2 | 2,482 | 87 | 2,569 |
| | Mandurah | 1,086 | 42 | 2 | 3 | 4 | 1 | 7 | 37 | 2 | 1 | 0 | 50 | 5 | 2 | 11 | 0 | 0 | 983 | 22 | 7 | 2 | 1 | 3 | 1 | 20 | 5 | 0 | 62 | 8 | 2 | 12 | 5 | 0 | 10 | 4 | 2,400 | 64 | 2,464 |
| | Murray-Wellington | 376 | 9 | 6 | 0 | 4 | 1 | 3 | 82 | 5 | 0 | 0 | 44 | 5 | 0 | 11 | 0 | 0 | 666 | 10 | 4 | 0 | 4 | 1 | 0 | 17 | 3 | 0 | 60 | 6 | 2 | 8 | 2 | 0 | 6 | 1 | 1,336 | 38 | 1,374 |
| | Vasse | 376 | 11 | 5 | 0 | 3 | 0 | 1 | 175 | 7 | 0 | 1 | 41 | 2 | 0 | 26 | 0 | 0 | 1,140 | 13 | 16 | 0 | 0 | 2 | 0 | 18 | 0 | 0 | 127 | 9 | 1 | 30 | 3 | 2 | 7 | 3 | 2,019 | 42 | 2,061 |
| | Warren-Blackwood | 187 | 10 | 2 | 0 | 2 | 0 | 0 | 188 | 5 | 1 | 1 | 26 | 6 | 0 | 5 | 1 | 1 | 357 | 9 | 6 | 0 | 0 | 0 | 1 | 5 | 1 | 0 | 87 | 12 | 3 | 5 | 0 | 0 | 5 | 3 | 930 | 25 | 955 |
| | | | | | | | | | | | | | | | | | | | | | | | | | | | | | | | | | | | | | | | |

| 9 March 2013 State General Election South West Region (Legislative Council) First Preference Analysis by Polling Place Report Albany | | | | | | | | | | | | | | | | | | | | | | | | | | | | | | | | | | | | | | | |
|---|--|------------------|------------------|----------------|----------------|---------------|---------------|-----------------|---------------|----------------------|-------------------|----------------|----------------------------|------------------|---------------------|-----------------|-------------------|-----------------|----------------------|--------------------|-----------------|----------------|----------------|------------------|--------------------|-----------------|----------------|-----------|-------------------------|------------|---------------|------------|---------------|-----------|-----------|----------|---------------|------------|---------------|
| | | ALP | | | | | NAT | | | SFP | | IND | | LIB | | | | | FFP | | GRN | | ACP | | IND | | | | | | | | | | | | | | |
| | | TALBOT, Sally | FARINA, Adele | MONDY, John | BISHOP, Ian | DEAN, Aron | LIM, Pearl | HOLT, Collin | HARMA, Sam | GREATHEAD, Dudley | STRUJK, Daniel | MAZZA, Mark | SRIINNOP ROSS, Nataporn | GROGAN, Janet | McSWEENEY, Robyn | HOUSE, Barry | HALLETT, Nigel | MORISON, Ian | FITZPATRICK, Paul | STECK, Michelle | CUSTERS, Bev | BOLT, David | WATSON, Giz | HARPER, Hsien | MOSELEY, Justin | SCHOOFF, Tim | HYLAND, Don | | | | | | | | | | | | |
| | | Ticket | Pref | | | | Ticket | Pref | | Ticket | Pref | Ticket | Pref | Ticket | Pref | | | | | | Ticket | Pref | Ticket | Pref | Ticket | Pref | Ticket | Pref | Total Valid Votes | Informal | Totals | | | | | | | | |
| Polling Places | | | | | | | | | | | | | | | | | | | | | | | | | | | | | | | | | | | | | | | |
| Albany PCYC | | 409 | 7 | | 6 | | 272 | 3 | 7 | 2 | 5 | 1 | 4 | 0 | 1 | 423 | 8 | 1 | | | 23 | 2 | 87 | 9 | 2 | 74 | 4 | 2 | 1 | 1,356 | 33 | 1,389 | | | | | | | |
| Albany Primary School | | 335 | 7 | 1 | 5 | | 189 | 8 | 3 | 1 | 18 | 3 | 0 | 1 | 405 | 4 | 1 | | | 14 | 1 | 94 | 11 | 1 | 26 | 2 | 1 | 1 | 1,134 | 21 | 1,155 | | | | | | | | |
| Albany Sea Rescue Hall | | 137 | 4 | | 3 | | 134 | 5 | 2 | | 3 | 0 | 2 | 0 | 195 | 2 | | | | 1 | 0 | 27 | 3 | | 14 | 3 | 0 | 0 | 536 | 5 | 541 | | | | | | | | |
| Albany Senior Citizens Centre | | 563 | 4 | 1 | 8 | 1 | 299 | 6 | 7 | 1 | 11 | 2 | 4 | 2 | 556 | 9 | | 1 | | 10 | 0 | 155 | 17 | 1 | 46 | 4 | 1 | 2 | 1,713 | 38 | 1,751 | | | | | | | | |
| Elleker Hall | | 149 | 4 | 1 | 1 | 2 | 98 | 6 | | | 12 | 0 | 2 | 1 | 128 | 1 | 1 | | | 1 | 0 | 57 | 7 | 1 | 26 | 1 | 2 | 0 | 504 | 4 | 508 | | | | | | | | |
| Flinders Park Primary School | | 347 | 7 | 1 | 3 | 2 | 230 | 2 | 1 | 2 | 16 | 0 | 1 | 0 | 327 | 3 | | | | 16 | 3 | 45 | 9 | | 45 | 5 | 2 | 0 | 1,067 | 20 | 1,087 | | | | | | | | |
| Great Southern Grammar | | 65 | 2 | | | | 40 | 2 | 2 | 2 | 1 | 0 | 1 | 0 | 91 | 1 | | | | 4 | 0 | 22 | 1 | | 9 | 1 | 1 | 0 | 243 | 2 | 245 | | | | | | | | |
| King River Hall | | 121 | 1 | | 2 | 1 | 95 | 4 | 5 | 14 | 1 | | 2 | 0 | 180 | 1 | 1 | | | 4 | 0 | 14 | 3 | | 19 | 0 | 1 | 0 | 469 | 5 | 474 | | | | | | | | |
| Little Grove Primary School | | 308 | 10 | 2 | 2 | | 212 | 4 | 2 | 1 | 15 | 1 | 4 | 1 | 372 | 7 | | | | 9 | 0 | 90 | 8 | | 30 | 4 | 2 | 0 | 1,089 | 23 | 1,112 | | | | | | | | |
| Lower Kalgan Hall | | 46 | 2 | | 4 | | 51 | 3 | 2 | | 5 | 3 | 0 | 0 | 64 | 3 | | | | 4 | 1 | 19 | 4 | | 13 | 3 | 2 | 0 | 229 | 4 | 233 | | | | | | | | |
| Lower King Community Kindergarten | | 247 | 5 | | 2 | 2 | 167 | 1 | 2 | 2 | 12 | 2 | 1 | 0 | 237 | 0 | 1 | | | 5 | 0 | 53 | 3 | 1 | 38 | 3 | 0 | 0 | 785 | 11 | 796 | | | | | | | | |
| Mt Lockyer Primary School | | 851 | 27 | | 4 | | 403 | 14 | 9 | 1 | 37 | 5 | 6 | 2 | 624 | 5 | 2 | | | 35 | 1 | 124 | 15 | 1 | 105 | 10 | 1 | 6 | 2,301 | 61 | 2,362 | | | | | | | | |
| Mt Many Peaks Primary School | | 29 | 1 | 1 | | | 53 | 3 | 1 | | 2 | 0 | 0 | 0 | 42 | 0 | | | | 0 | 0 | 4 | 0 | | 1 | 1 | 0 | 0 | 139 | 2 | 141 | | | | | | | | |
| Napier Hall | | 27 | 2 | | 1 | 1 | 45 | 2 | | | 3 | 0 | 0 | 0 | 40 | 0 | | | | 0 | 1 | 8 | 3 | 1 | 3 | 1 | 0 | 0 | 138 | 1 | 139 | | | | | | | | |
| North Albany Senior High School | | 320 | 6 | | 1 | | 218 | 2 | 2 | | 26 | 2 | 1 | 6 | 316 | 4 | 1 | | | 6 | 1 | 44 | 5 | | 100 | 7 | 5 | 4 | 1,078 | 29 | 1,107 | | | | | | | | |
| Redmond Hall | | 30 | 0 | | | | 54 | 0 | | 1 | 1 | 0 | 0 | 0 | 41 | 0 | 1 | | | 0 | 0 | 10 | 1 | | 15 | 0 | 1 | 0 | 155 | 3 | 158 | | | | | | | | |
| Spencer Park Primary School | | 694 | 20 | 1 | 5 | 2 | 378 | 14 | 9 | 27 | 3 | 1 | 3 | 1 | 561 | 5 | 1 | 2 | | 23 | 4 | 136 | 14 | | 70 | 7 | 1 | 1 | 1,987 | 51 | 2,038 | | | | | | | | |
| Wellstead Community Resource Centre | | 16 | 0 | | | | 38 | 2 | 2 | 1 | 1 | 0 | 0 | 0 | 19 | 0 | | | | 1 | 0 | 3 | 0 | | 0 | 1 | 0 | 0 | 84 | 1 | 85 | | | | | | | | |
| Yakamia Primary School | | 488 | 5 | 1 | 1 | 1 | 283 | 8 | 3 | 1 | 21 | 2 | 2 | 0 | 457 | 4 | 2 | | | 20 | 1 | 61 | 10 | 1 | 78 | 4 | 1 | 2 | 1,465 | 29 | 1,494 | | | | | | | | |
| Youngs Siding Hall | | 62 | 0 | | 1 | | 68 | 3 | | | 5 | 0 | 1 | 0 | 108 | 1 | | | | 3 | 0 | 48 | 9 | 1 | 5 | 4 | 0 | 0 | 323 | 4 | 327 | | | | | | | | |
| Total Ordinary | | 5,244 | 114 | 7 | 10 | 47 | 11 | 15 | 3,327 | 92 | 57 | 15 | 235 | 25 | 8 | 37 | 7 | 5 | 5,186 | 58 | 12 | 4 | 1,101 | 132 | 10 | 717 | 65 | 13 | 27 | 4 | 16,795 | 347 | 17,142 | | | | | | |
| Absent Votes | | 406 | 14 | 1 | 2 | 11 | 1 | 0 | 301 | 13 | 12 | 1 | 40 | 4 | 0 | 7 | 0 | 1 | 526 | 15 | 4 | 3 | 1 | 1 | 2 | 16 | 1 | 1 | 182 | 22 | 3 | 59 | 5 | 0 | 5 | 2 | 1,662 | 51 | 1,713 |
| Early Votes (by Post) | | 349 | 10 | 0 | 1 | 8 | 1 | 0 | 241 | 21 | 0 | 2 | 11 | 5 | 3 | 2 | 0 | 0 | 519 | 7 | 6 | 0 | 2 | 1 | 3 | 10 | 1 | 0 | 68 | 9 | 0 | 29 | 2 | 1 | 5 | 1 | 1,318 | 13 | 1,331 |
| Early Votes (In Person) | | 470 | 12 | 1 | 0 | 2 | 1 | 2 | 237 | 14 | 4 | 1 | 19 | 2 | 2 | 4 | 1 | 0 | 534 | 10 | 2 | 1 | 13 | 2 | 0 | 70 | 11 | 2 | 32 | 1 | 0 | 1 | 1 | 1 | 1,454 | 35 | 1,489 | | |
| Provisional Votes | | 7 | 0 | 0 | 0 | 0 | 0 | 0 | 5 | 1 | 0 | 0 | 0 | 0 | 0 | 0 | 0 | 0 | 6 | 0 | 0 | 0 | 0 | 0 | 0 | 0 | 0 | 0 | 0 | 0 | 24 | 2 | 26 | | | | | | |
| Special Institutions, Hospitals & Remotes | | 57 | 2 | 0 | 0 | 0 | 0 | 0 | 16 | 0 | 0 | 0 | 0 | 0 | 76 | 0 | 0 | 0 | 0 | 0 | 1 | 0 | 0 | 0 | 0 | 3 | 0 | 0 | 0 | 163 | 6 | 169 | | | | | | | |
| Subtotal | | 1,289 | 38 | 2 | 3 | 21 | 3 | 2 | 800 | 49 | 16 | 4 | 70 | 11 | 5 | 15 | 1 | 1 | 1,661 | 32 | 12 | 5 | 3 | 2 | 6 | 40 | 4 | 1 | 326 | 43 | 5 | 125 | 9 | 1 | 12 | 4 | 4,621 | 107 | 4,728 |
| TOTAL | | 6,533 | 152 | 9 | 13 | 68 | 14 | 17 | 4,127 | 141 | 73 | 19 | 305 | 36 | 13 | 52 | 8 | 6 | 6,847 | 90 | 24 | 7 | 7 | 6 | 12 | 219 | 19 | 5 | 1,427 | 175 | 15 | 842 | 74 | 14 | 39 | 8 | 21,416 | 454 | 21,870 |

| 9 March 2013 State General Election South West Region (Legislative Council) First Preference Analysis by Polling Place Report Bunbury | | | | | | | | | | | | | | | | | | | | | | | | | | | | | | | | | | | | | | |
|--|------------------|----------------|----------------|----------------|---------------|----------|----------------|---------------|----------------------|-------------------|----------------|------------|-----------------------------|------------------|---------------------|-----------------|-------------------|-----------------|----------------------|--------------------|-----------------|----------------|----------------|------------------|--------------------|----------------|----------------|--------------|------------|-------------------------|------------|----------|-----------|-----------|---------------|---------------|---------------|---------------|
| ALP | | | | | | | NAT | | | | SFP | | IND | | LIB | | | | | | FFP | | GRN | | ACP | | IND | | | | | | | | | | | |
| TALBOT, Sally | FARINA, Adele | MONDY, John | BISHOP, Ian | DEAN, Aaron | LIM, Pearl | | HOLT, Colin | HARMA, Sam | GREATHEAD, Dudley | STRUJK, Daniel | MAZZA, Mark | | SRI-INNOP ROSS, Nataporn | GROGAN, Janet | McSWEENEY, Robyn | HOUSE, Berry | HALLETT, Nigel | MORISON, Ian | FITZPATRICK, Paul | STECK, Michelle | CUSTERS, Bev | BOLT, David | WATSON, Giz | HARPER, Hsien | MOSELEY, Justin | SCHOOF, Tim | HYLAND, Don | | | Total Valid Votes | Informal | Totals | | | | | | |
| Ticket | Pref | | | | | | Ticket | Pref | | Ticket | Pref | | Ticket | Pref | Ticket | Pref | | | | | Ticket | Pref | | Ticket | Pref | | Ticket | Pref | | | | | | | | | | |
| Polling Places | | | | | | | | | | | | | | | | | | | | | | | | | | | | | | | | | | | | | | |
| Adam Road Primary School | 629 | 13 | 7 | 1 | 1 | 1 | 203 | 5 | 2 | 1 | 43 | 3 | 2 | 7 | 0 | 993 | 6 | 2 | 1 | | 3 | 27 | 0 | 145 | 8 | 1 | 25 | 1 | 12 | 2 | 2,143 | 72 | 2,215 | | | | | |
| Australind Community Hall | 334 | 14 | 5 | 1 | 1 | | 132 | 2 | 1 | 1 | 28 | 1 | 8 | 1 | 573 | 4 | 3 | | 1 | 2 | 17 | 0 | 48 | 5 | 1 | 19 | 1 | 3 | 1 | 1,207 | 32 | 1,239 | | | | | | |
| Bunbury Catholic College | 261 | 4 | 1 | | | 1 | 65 | 1 | | | 21 | 0 | 5 | 0 | 391 | 1 | 1 | 1 | | 1 | 13 | 3 | 47 | 2 | 18 | 1 | 1 | 2 | 842 | 26 | 868 | | | | | | | |
| Bunbury CBD | 177 | 9 | 2 | 1 | | | 75 | 1 | 1 | | 9 | 0 | 2 | 0 | 496 | 3 | 5 | 1 | | 1 | 4 | 7 | 1 | 84 | 8 | 2 | 7 | 0 | 4 | 1 | 901 | 32 | 933 | | | | | |
| Bunbury Pre-Primary Centre | 257 | 5 | 4 | | | | 74 | 4 | 1 | 1 | 16 | 0 | 3 | 0 | 586 | 6 | 3 | | 3 | | 3 | 10 | 0 | 109 | 4 | 3 | 12 | 0 | 1 | 2 | 0 | 1,108 | 29 | 1,137 | | | | |
| Carey Park Primary School | 548 | 14 | 9 | 1 | 1 | 1 | 92 | 6 | 1 | 1 | 54 | 2 | 1 | 9 | 0 | 559 | 8 | 6 | | 1 | 2 | 33 | 2 | 91 | 11 | 3 | 19 | 0 | 11 | 1 | 1,489 | 56 | 1,545 | | | | | |
| Clifton Park Primary School | 178 | 8 | 3 | | | | 63 | 6 | | | 8 | 2 | 1 | 0 | 382 | 4 | 1 | | 3 | | 4 | 0 | 4 | 0 | 10 | 0 | 3 | 0 | 724 | 17 | 741 | | | | | | | |
| Cooinda Primary School | 497 | 6 | 4 | 1 | | 1 | 141 | 3 | 1 | 1 | 26 | 2 | 1 | 5 | 0 | 788 | 6 | 7 | 3 | | 1 | 19 | 0 | 115 | 5 | 15 | 1 | 8 | 2 | 1,659 | 73 | 1,732 | | | | | | |
| Maidens Park Primary School | 567 | 11 | 6 | 1 | 1 | | 111 | 4 | 1 | 1 | 26 | 1 | 1 | 5 | 1 | 512 | 4 | 6 | | 3 | 1 | 2 | 48 | 1 | 97 | 6 | 4 | 16 | 2 | 2 | 11 | 0 | 1,452 | 70 | 1,522 | | | |
| Milligan House Child Care Centre | 359 | 12 | 3 | 1 | 1 | 1 | 69 | 4 | | | 32 | 2 | 3 | 0 | 343 | 4 | 2 | | 2 | | 1 | 26 | 3 | 45 | 4 | 11 | 0 | 5 | 1 | 932 | 43 | 975 | | | | | | |
| Picton Primary School | 342 | 4 | 4 | | | | 80 | 1 | | | 33 | 1 | 7 | 0 | 484 | 2 | 1 | | | 2 | 25 | 0 | 53 | 0 | 17 | 0 | 0 | 0 | 1,057 | 28 | 1,085 | | | | | | | |
| South Bunbury Pre-Primary Centre | 444 | 11 | 6 | 1 | 2 | 1 | 131 | 2 | 1 | 1 | 28 | 0 | 3 | 8 | 1 | 693 | 3 | 2 | 3 | 1 | 3 | 1 | 21 | 0 | 95 | 4 | 2 | 15 | 0 | 1,490 | 48 | 1,538 | | | | | | |
| South West Health Campus | 118 | 3 | 1 | | | | 40 | 1 | | | 6 | 0 | 0 | 1 | 176 | 1 | | | | | 4 | 1 | 31 | 3 | 4 | 0 | 0 | 0 | 393 | 13 | 406 | | | | | | | |
| Total Ordinary | 4,711 | 114 | 54 | 7 | 8 | 3 | 4 | 1,276 | 40 | 6 | 6 | 330 | 14 | 10 | 63 | 4 | 6,976 | 52 | 37 | 10 | 17 | 8 | 22 | 254 | 11 | 2 | 1,004 | 63 | 16 | 188 | 6 | 4 | 66 | 11 | 15,397 | 539 | 15,936 | |
| Absent Votes | 504 | 29 | 7 | 1 | 3 | 0 | 0 | 173 | 7 | 0 | 4 | 62 | 1 | 4 | 16 | 1 | 0 | 838 | 16 | 5 | 1 | 6 | 1 | 212 | 22 | 1 | 21 | 3 | 0 | 8 | 1 | 1,984 | 75 | 2,059 | | | | |
| Early Votes (by Post) | 353 | 17 | 4 | 1 | 3 | 0 | 1 | 93 | 8 | 1 | 0 | 30 | 1 | 2 | 2 | 0 | 656 | 7 | 6 | 0 | 1 | 1 | 2 | 13 | 0 | 0 | 7 | 1 | 1,277 | 15 | 1,292 | | | | | | | |
| Early Votes (In Person) | 436 | 8 | 10 | 1 | 3 | 3 | 0 | 110 | 6 | 2 | 0 | 40 | 1 | 0 | 10 | 1 | 0 | 664 | 9 | 6 | 2 | 1 | 0 | 78 | 7 | 3 | 11 | 0 | 0 | 10 | 3 | 1,455 | 39 | 1,494 | | | | |
| Provisional Votes | 5 | 0 | 0 | 0 | 0 | 0 | 0 | 0 | 0 | 0 | 0 | 1 | 0 | 0 | 0 | 0 | 0 | 1 | 0 | 0 | 0 | 1 | 0 | 3 | 0 | 0 | 0 | 0 | 0 | 0 | 0 | 0 | 0 | 0 | 11 | 0 | 11 | |
| Special Institutions, Hospitals & Remotes | 44 | 0 | 0 | 0 | 0 | 0 | 0 | 15 | 0 | 0 | 0 | 0 | 0 | 0 | 0 | 0 | 0 | 135 | 0 | 1 | 0 | 0 | 0 | 2 | 0 | 0 | 4 | 0 | 0 | 0 | 0 | 0 | 4 | 0 | 208 | 21 | 229 | |
| Subtotal | 1,342 | 54 | 21 | 3 | 9 | 3 | 1 | 391 | 21 | 3 | 4 | 133 | 3 | 6 | 28 | 2 | 0 | 2,294 | 32 | 18 | 3 | 8 | 2 | 14 | 68 | 3 | 1 | 344 | 39 | 5 | 43 | 3 | 0 | 29 | 5 | 4,935 | 150 | 5,085 |
| TOTAL | 6,053 | 168 | 75 | 10 | 17 | 6 | 5 | 1,667 | 61 | 9 | 10 | 463 | 17 | 16 | 91 | 6 | 0 | 9,270 | 84 | 55 | 13 | 25 | 10 | 36 | 322 | 14 | 3 | 1,348 | 102 | 21 | 231 | 9 | 4 | 95 | 16 | 20,332 | 689 | 21,021 |

| 9 March 2013 State General Election South West Region (Legislative Council) First Preference Analysis by Polling Place Report Collie-Preston | | | | | | | | | | | | | | | | | | | | | | | | | | | | | | | | | | | | | | | | |
|---|---------------|-------------|-------------|-------------|------------|--------------|--------------|-------------------|---------------|-------------|-------------------------|---------------|------------------|--------------|----------------|--------------|-------------------|-----------------|--------------|-------------|-------------|---------------|-----------------|-------------|-------------|------------|------------|-----------|-------------------|------------|---------------|------------|---------------|----------|---------------|------------|---------------|-------|----|----|
| ALP | | | | | | | NAT | | | | | SFP | | IND | | LIB | | | | | FFP | | GRN | | ACP | | IND | | Total Valid Votes | Informal | Totals | | | | | | | | | |
| TALBOT, Sally | FARINA, Adele | MONDY, John | BISHOP, Ian | DEAN, Aaron | LIM, Pearl | HOLT, Colin | HARMA, Sam | GREATHEAD, Dudley | STRUK, Daniel | MAZZA, Mark | SRLINNOP ROSS, Nataporn | GROGAN, Janet | McSWEENEY, Robyn | HOUSE, Barry | HALLETT, Nigel | MORISON, Ian | FITZPATRICK, Paul | STECK, Michelle | CUSTERS, Bev | BOLT, David | WATSON, Giz | HARPER, Hsien | MOSELEY, Justin | SCHOOF, Tim | HYLAND, Don | | | | | | | | | | | | | | | |
| Ticket | Pref | | | | | Ticket | Pref | | Ticket | Pref | | Ticket | Pref | | Ticket | Pref | | | Ticket | Pref | | Ticket | Pref | | Ticket | Pref | | | | | | | | | | | | | | |
| Allanson Primary School | 217 | 0 | | 1 | 1 | 18 | 1 | | 9 | 1 | 2 | 0 | 94 | 0 | 1 | 1 | 1 | 1 | 7 | 0 | 14 | 1 | 4 | 1 | 1 | 0 | 376 | 11 | 387 | | | | | | | | | | | |
| Boyanup Primary School | 208 | 6 | 2 | | 1 | 98 | | | 22 | 2 | 1 | 4 | 341 | 2 | 1 | 1 | | 1 | 10 | 1 | 55 | 10 | 1 | 6 | 1 | 779 | 12 | 791 | | | | | | | | | | | | |
| Capel Community Centre | 401 | 14 | 2 | 2 | 1 | 185 | 6 | 4 | 47 | 1 | 2 | 4 | 560 | 4 | 2 | 2 | | 1 | 30 | 1 | 107 | 8 | 1 | 11 | 0 | 1,399 | 40 | 1,439 | | | | | | | | | | | | |
| Collie Senior High School | 410 | 8 | 3 | 1 | 3 | 34 | 0 | 1 | 16 | 1 | 0 | 2 | 143 | 0 | 0 | 2 | | 1 | 3 | 0 | 16 | 1 | 2 | 2 | 0 | 652 | 18 | 670 | | | | | | | | | | | | |
| Dalyellup Primary School | 717 | 17 | 1 | | 4 | 171 | 4 | 1 | 49 | 2 | 3 | 11 | 1,196 | 7 | 4 | 1 | 2 | | 2 | 62 | 7 | 135 | 9 | 3 | 39 | 0 | 10 | 1 | 2,462 | | | | | | | | | | | |
| Dardanup Hall | 178 | 7 | | 1 | 1 | 126 | 2 | | 19 | 1 | 5 | 0 | 468 | 5 | 2 | 2 | | 1 | 11 | 3 | 43 | 3 | 2 | 4 | 1 | 892 | 24 | 916 | | | | | | | | | | | | |
| Eaton Community College | 699 | 17 | 5 | 2 | 1 | 218 | 1 | | 52 | 1 | 1 | 9 | 961 | 8 | 5 | 2 | | 1 | 81 | 3 | 91 | 3 | 2 | 19 | 3 | 2,211 | 63 | 2,274 | | | | | | | | | | | | |
| Eaton Hall | 713 | 12 | 6 | 4 | 6 | 171 | 8 | 1 | 75 | 1 | 2 | 9 | 877 | 7 | 4 | 1 | 1 | 3 | 49 | 4 | 98 | 2 | 2 | 29 | 1 | 10 | 0 | 2,104 | 71 | 2,175 | | | | | | | | | | |
| Fairview Primary School | 204 | 0 | | 1 | | 15 | 0 | | 5 | 0 | 0 | 0 | 61 | 0 | 0 | 0 | | | 1 | 0 | 7 | 0 | 0 | 0 | 1 | 299 | 7 | 306 | | | | | | | | | | | | |
| Ferguson Hall | 35 | 2 | 2 | | | 52 | 2 | | 6 | 0 | 1 | 0 | 65 | 2 | 0 | 0 | | | 0 | 0 | 12 | 3 | 0 | 0 | 0 | 182 | 5 | 187 | | | | | | | | | | | | |
| Gelorup Community Centre | 323 | 6 | 2 | | 1 | 142 | 15 | 1 | 42 | 2 | 4 | 0 | 645 | 4 | 4 | 1 | | 2 | 19 | 0 | 94 | 12 | 1 | 12 | 2 | 6 | 1 | 1,342 | 37 | 1,379 | | | | | | | | | | |
| Margaretta Wilson Centre | 965 | 26 | 1 | | 3 | 67 | 2 | | 26 | 3 | 2 | 2 | 246 | 1 | 1 | 1 | | 1 | 12 | 0 | 36 | 1 | | 4 | 1 | 5 | 1 | 1,409 | 40 | 1,449 | | | | | | | | | | |
| North Collie Hall | 717 | 8 | 1 | 1 | 1 | 46 | 0 | | 17 | 1 | 0 | 0 | 234 | 2 | 0 | 0 | | | 8 | 0 | 16 | 2 | | 10 | 0 | 0 | 0 | 1,066 | 29 | 1,095 | | | | | | | | | | |
| River Valley Primary School | 123 | 0 | 1 | 1 | | 55 | 3 | | 12 | 0 | 0 | 0 | 166 | 2 | 1 | | | | 1 | 1 | 21 | 4 | | 11 | 1 | 4 | 0 | 407 | 6 | 413 | | | | | | | | | | |
| Wilson Park Primary School | 198 | 9 | 2 | | 3 | 16 | 1 | | 6 | 1 | 0 | 0 | 37 | 0 | 0 | | | | 4 | 0 | 10 | 1 | | 2 | 0 | 1 | 0 | 292 | 9 | 301 | | | | | | | | | | |
| Total Ordinary | 6,108 | 132 | 28 | 13 | 17 | 1,414 | 46 | 6 | 403 | 17 | 10 | 51 | 6,094 | 44 | 24 | 9 | 15 | 3 | 15 | 298 | 20 | 7 | 755 | 60 | 10 | 153 | 12 | 2 | 59 | 8 | 15,872 | 423 | 16,295 | | | | | | | |
| Absent Votes | 575 | 28 | 6 | 3 | 8 | 2 | 1 | 171 | 11 | 1 | 3 | 75 | 5 | 3 | 4 | 0 | 0 | 790 | 16 | 10 | 2 | 4 | 2 | 5 | 40 | 4 | 1 | 145 | 11 | 6 | 25 | 2 | 2 | 8 | 0 | 1,969 | 76 | 2,045 | | |
| Early Votes (by Post) | 299 | 4 | 4 | 0 | 0 | 2 | 1 | 67 | 9 | 1 | 1 | 37 | 1 | 1 | 2 | 0 | 0 | 401 | 7 | 2 | 0 | 0 | 0 | 2 | 20 | 5 | 0 | 34 | 5 | 0 | 8 | 2 | 0 | 7 | 0 | 922 | 14 | 936 | | |
| Early Votes (In Person) | 839 | 26 | 7 | 4 | 1 | 5 | 2 | 100 | 10 | 1 | 0 | 61 | 4 | 3 | 9 | 0 | 0 | 658 | 7 | 6 | 0 | 2 | 0 | 2 | 15 | 2 | 0 | 56 | 6 | 2 | 20 | 2 | 1 | 11 | 0 | 1,862 | 46 | 1,908 | | |
| Provisional Votes | 4 | 0 | 0 | 0 | 0 | 0 | 0 | 0 | 0 | 0 | 0 | 0 | 0 | 0 | 0 | 0 | 0 | 0 | 0 | 0 | 0 | 0 | 0 | 0 | 0 | 0 | 0 | 0 | 0 | 0 | 0 | 0 | 0 | 0 | 0 | 0 | 15 | 0 | 15 | |
| Special Institutions, Hospitals & Remotes | 30 | 0 | 0 | 0 | 0 | 0 | 0 | 0 | 0 | 0 | 0 | 0 | 0 | 0 | 0 | 0 | 0 | 0 | 0 | 0 | 0 | 0 | 0 | 0 | 0 | 0 | 0 | 0 | 0 | 0 | 0 | 0 | 0 | 0 | 0 | 0 | 0 | 53 | 2 | 55 |
| Subtotal | 1,747 | 58 | 17 | 7 | 9 | 4 | 339 | 30 | 3 | 4 | 173 | 10 | 7 | 15 | 0 | 0 | 1,878 | 31 | 18 | 2 | 6 | 2 | 9 | 76 | 11 | 1 | 236 | 22 | 8 | 54 | 6 | 3 | 26 | 0 | 4,821 | 138 | 4,959 | | | |
| TOTAL | 7,855 | 190 | 45 | 20 | 26 | 19 | 1,753 | 76 | 9 | 14 | 576 | 27 | 17 | 66 | 4 | 2 | 7,972 | 75 | 42 | 11 | 21 | 5 | 24 | 374 | 31 | 8 | 991 | 82 | 18 | 207 | 18 | 5 | 85 | 8 | 20,693 | 561 | 21,254 | | | |

| 9 March 2013 State General Election South West Region (Legislative Council) First Preference Analysis by Polling Place Report Dawesville | | | | | | | | | | | | | | | | | | | | | | | | | | | | | | | | | | | | | | | |
|---|------------------|----------------|----------------|----------------|---------------|-----------|-----------------|---------------|----------------------|----------|-------------------|----------------|-----------|-----------------------------|------------------|----------|---------------------|-----------------|-------------------|-----------------|----------------------|--------------------|-----------|-----------------|----------------|----------|----------------|------------------|-----------|--------------------|-----------------|----------|----------------|-----------|---------------|-------------------------|---------------|--------|----|
| ALP | | | | | | | NAT | | | SFP | | IND | | LIB | | | | | FFP | | GRN | | ACP | | IND | | | | | | | | | | | | | | |
| TALBOT, Sally | FARINA, Adele | MONDY, John | BISHOP, Ian | DEAN, Aaron | LIM, Pearl | | HOLT, Collin | HARMA, Sam | GREATHEAD, Dudley | | STRUJK, Daniel | MAZZA, Mark | | SRI-INNOP ROSS, Nataporn | GROGAN, Janet | | McSWEENEY, Robyn | HOUSE, Barry | HALLETT, Nigel | MORISON, Ian | FITZPATRICK, Paul | STECK, Michelle | | CUSTERS, Bev | BOLT, David | | WATSON, Giz | HARPER, Hsien | | MOSELEY, Justin | SCHOOFF, Tim | | HYLAND, Don | | | | | | |
| Ticket | Pref | | | | | | Ticket | Pref | | | Ticket | Pref | | Ticket | Pref | | Ticket | Pref | | | | | | Ticket | Pref | | Ticket | Pref | | Ticket | Pref | | Ticket | Pref | | Total Valid Votes | Informal | Totals | |
| Coodanup Community College | 310 | 5 | | | | 2 | 27 | 0 | | | 14 | 1 | | 5 | 0 | | 421 | 1 | 2 | | | 1 | 1 | 17 | 1 | | 36 | 1 | | 5 | 0 | | 12 | 0 | | 865 | 17 | 882 | |
| Dudley Park Primary School | 549 | 10 | 1 | | 2 | 1 | 30 | 5 | | 1 | 21 | 0 | | 22 | 0 | 1 | 827 | 5 | 1 | | | | 1 | 10 | 0 | | 70 | 5 | | 7 | 1 | | 7 | 2 | | 1,579 | 45 | 1,624 | |
| E2C Education Centre | 198 | 9 | 1 | | 1 | 1 | 14 | 0 | | | 12 | 0 | | 9 | 0 | | 517 | 3 | 1 | 1 | | 2 | 1 | 7 | 1 | | 27 | 4 | 2 | 2 | 0 | | 6 | 2 | | 821 | 20 | 841 | |
| Falcon Primary School | 308 | 10 | 2 | | 1 | 1 | 7 | 0 | | | 15 | 2 | | 17 | 0 | | 591 | 4 | 1 | 2 | | 1 | 2 | 14 | 0 | | 58 | 4 | | 7 | 0 | | 10 | 1 | | 1,058 | 26 | 1,084 | |
| Falcon Reserve Football Pavillion | 570 | 11 | | 5 | 3 | 1 | 27 | 2 | | 1 | 29 | 0 | 1 | 19 | 0 | 1 | 1,008 | 13 | 2 | 1 | | 1 | 18 | 1 | 1 | 87 | 11 | 5 | 9 | 0 | 1 | 16 | 4 | | 1,851 | 52 | 1,903 | | |
| Glencoe Primary School | 658 | 20 | 1 | 3 | 1 | 2 | 48 | 2 | 1 | | 34 | 2 | | 25 | 0 | | 1,323 | 17 | 2 | 3 | 2 | 5 | 2 | 18 | 1 | 1 | 78 | 5 | 4 | 10 | 1 | | 9 | 2 | | 2,283 | 63 | 2,346 | |
| Halls Head Primary School | 698 | 21 | 1 | 1 | 4 | 2 | 42 | 2 | | | 42 | 3 | 3 | 33 | 0 | 1 | 1,142 | 13 | 3 | 1 | | 3 | 1 | 24 | 3 | 1 | 114 | 8 | | 11 | 1 | | 14 | 0 | | 2,193 | 77 | 2,270 | |
| Metro Church Hall | 413 | 12 | | | | | 23 | 3 | | | 20 | 0 | 2 | 26 | 0 | | 770 | 6 | 2 | 1 | 1 | 3 | 1 | 17 | 3 | 2 | 76 | 3 | | 15 | 2 | 1 | 11 | 3 | | 1,414 | 30 | 1,444 | |
| Ocean Road Primary School | 297 | 10 | 2 | | 1 | 1 | 10 | 2 | | | 20 | 2 | 3 | 13 | 0 | | 452 | 7 | 1 | | | 1 | 15 | 0 | 1 | 70 | 6 | 1 | 7 | 1 | | 4 | 0 | | 927 | 23 | 950 | | |
| South Halls Head Primary School | 282 | 3 | | | | | 15 | 0 | | 1 | 12 | 0 | | 6 | 0 | | 424 | 1 | 1 | | | | 17 | 0 | | 47 | 1 | | 8 | 2 | | 6 | 1 | | 827 | 2 | 829 | | |
| Southern Estuary Progress Association Hall | 421 | 5 | | | 1 | | 34 | 1 | | | 18 | 3 | 1 | 17 | 0 | | 763 | 8 | 4 | 1 | | 2 | 15 | 1 | | 79 | 3 | | 8 | 2 | | 13 | 0 | | 1,400 | 38 | 1,438 | | |
| Total Ordinary | 4,704 | 116 | 8 | 9 | 14 | 9 | 277 | 17 | 2 | 2 | 237 | 13 | 10 | 192 | 0 | 3 | 8,238 | 78 | 19 | 10 | 4 | 17 | 10 | 172 | 11 | 6 | 742 | 51 | 13 | 89 | 10 | 2 | 108 | 15 | 15,218 | 393 | 15,611 | | |
| Absent Votes | 532 | 20 | 0 | 5 | 3 | 1 | 65 | 2 | 2 | 1 | 55 | 4 | 2 | 22 | 0 | 0 | 1,017 | 18 | 5 | 4 | 1 | 2 | 3 | 23 | 2 | 1 | 140 | 18 | 3 | 18 | 1 | 11 | 3 | | 1,991 | 94 | 2,085 | | |
| Early Votes (by Post) | 562 | 25 | 0 | 4 | 3 | 1 | 40 | 3 | 0 | 0 | 30 | 3 | 0 | 11 | 0 | 1 | 1,000 | 26 | 6 | 1 | 1 | 0 | 1 | 24 | 1 | 1 | 57 | 4 | 1 | 11 | 6 | 1 | 12 | 2 | | 1,838 | 18 | 1,856 | |
| Early Votes (In Person) | 841 | 25 | 0 | 1 | 4 | 5 | 36 | 7 | 0 | 0 | 52 | 5 | 2 | 12 | 1 | 0 | 1,309 | 23 | 4 | 2 | 1 | 6 | 2 | 27 | 0 | 1 | 89 | 7 | 1 | 6 | 1 | 0 | 10 | 2 | | 2,482 | 87 | 2,569 | |
| Provisional Votes | 3 | 0 | 0 | 0 | 0 | 1 | 0 | 0 | 0 | 0 | 1 | 0 | 0 | 0 | 0 | 0 | 7 | 0 | 0 | 0 | 0 | 0 | 0 | 0 | 0 | 0 | 4 | 0 | 0 | 0 | 0 | 0 | 0 | 0 | 0 | 0 | 16 | 1 | 17 |
| Special Institutions, Hospitals & Remotes | 23 | 0 | 0 | 0 | 0 | 0 | 0 | 0 | 0 | 0 | 0 | 0 | 0 | 0 | 0 | 0 | 30 | 1 | 0 | 0 | 0 | 0 | 0 | 0 | 0 | 2 | 0 | 0 | 0 | 0 | 0 | 1 | 0 | 0 | 57 | 2 | 59 | | |
| Subtotal | 1,961 | 70 | 0 | 10 | 10 | 8 | 141 | 12 | 2 | 1 | 138 | 12 | 4 | 45 | 1 | 1 | 3,363 | 68 | 15 | 7 | 3 | 8 | 6 | 74 | 3 | 3 | 292 | 29 | 5 | 35 | 8 | 2 | 34 | 7 | 6,384 | 202 | 6,586 | | |
| TOTAL | 6,665 | 186 | 8 | 19 | 24 | 17 | 418 | 29 | 4 | 3 | 375 | 25 | 14 | 237 | 1 | 4 | 11,601 | 146 | 34 | 17 | 7 | 25 | 16 | 246 | 14 | 9 | 1,034 | 80 | 18 | 124 | 18 | 4 | 142 | 22 | 21,602 | 595 | 22,197 | | |

| 9 March 2013 State General Election South West Region (Legislative Council) First Preference Analysis by Polling Place Report Mandurah | | | | | | | | | | | | | | | | | | | | | | | | | | | | | | | | | | | | | | | |
|---|--|------------------|------------------|----------------|----------------|----------------|---------------|----------------|---------------|----------------------|-------------------|----------------|---------------------------|------------------|---------------------|-----------------|-------------------|-----------------|----------------------|--------------------|-----------------|----------------|----------------|------------------|--------------------|-----------------|----------------|-------------------------|------------|-----------|------------|------------|-----------|-----------|------------|---------------|---------------|---------------|---------------|
| | | ALP | | | | | | NAT | | | SFP | | IND | | LIB | | | | | | FFP | | GRN | | ACP | | IND | | | | | | | | | | | | |
| | | TALBOT, Sally | FARINA, Adele | MONDY, John | BISHOP, Ian | DEAN, Aaron | LIM, Pearl | HOLT, Colin | HARMA, Sam | GREATHEAD, Dudley | STRUJK, Daniel | MAZZA, Mark | SRLINOP ROSS, Nataporn | GROGAN, Janet | McSWEENEY, Robyn | HOUSE, Barry | HALLETT, Nigel | MORISON, Ian | FITZPATRICK, Paul | STECK, Michelle | CUSTERS, Bey | BOLT, David | WATSON, Giz | HARPER, Hsien | MOSELEY, Justin | SCHOOFF, Tim | HYLAND, Don | Total Valid Votes | Informal | Totals | | | | | | | | | |
| | | Ticket | Pref | | | | | Ticket | Pref | | | Ticket | Pref | | Ticket | Pref | | | | | Ticket | Pref | | | Ticket | Pref | | | | | | | | | | | | | |
| Polling Places | | | | | | | | | | | | | | | | | | | | | | | | | | | | | | | | | | | | | | | |
| Assumption Catholic Primary School | | 863 | 16 | 1 | 1 | | 1 | 42 | 0 | | | 52 | 0 | | 5 | 0 | | | | | 54 | 1 | | | 113 | 5 | | 12 | 1 | 2,207 | 54 | 2,261 | | | | | | | |
| Billy Dower Youth Centre | | 559 | 6 | | | 1 | 1 | 20 | 1 | | 1 | 22 | 0 | | 10 | 0 | | | | | 20 | 0 | | | 65 | 2 | | 14 | 4 | 1,099 | 32 | 1,131 | | | | | | | |
| Coodanup Community College | | 768 | 18 | 2 | 1 | 1 | 2 | 34 | 1 | | 1 | 28 | 0 | | 9 | 0 | | | | | 24 | 1 | | | 81 | 1 | | 14 | 1 | 1,535 | 50 | 1,585 | | | | | | | |
| Foundation Christian College | | 1,017 | 30 | 1 | 1 | 2 | 3 | 49 | 2 | | | 34 | 2 | | 7 | 0 | | | | | 86 | 5 | | | 75 | 6 | | 29 | 4 | 2,168 | 59 | 2,227 | | | | | | | |
| Madora Bay Community Hall | | 301 | 6 | 1 | 1 | | | 8 | 1 | | | 17 | 1 | | 6 | 0 | | | | | 12 | 0 | | | 39 | 0 | | 6 | 0 | 747 | 21 | 768 | | | | | | | |
| Mandurah Baptist College | | 567 | 14 | | | 4 | 3 | 9 | 1 | | | 21 | 2 | | 4 | 1 | | | | | 27 | 2 | | | 37 | 1 | | 13 | 3 | 1,346 | 23 | 1,369 | | | | | | | |
| Mandurah Primary School | | 798 | 28 | 1 | 1 | | 2 | 36 | 3 | | | 23 | 0 | | 12 | 0 | | | | | 20 | 2 | | | 90 | 6 | | 9 | 1 | 1,796 | 59 | 1,855 | | | | | | | |
| Riverside Primary School | | 966 | 24 | 3 | 3 | 1 | 2 | 27 | 1 | | 2 | 42 | 1 | | 12 | 0 | | | | | 19 | 1 | | | 95 | 8 | | 6 | 2 | 1,892 | 69 | 1,961 | | | | | | | |
| RAAFA Estate - Meadow Springs | | 444 | 12 | | 1 | | 2 | 33 | 0 | | | 9 | 1 | | 7 | 0 | | | | | 13 | 0 | | | 32 | 5 | | 7 | 1 | 1,247 | 21 | 1,268 | | | | | | | |
| West Murray Community Hall | | 363 | 10 | | | | | 34 | 1 | | | 34 | 2 | | 8 | 0 | | | | | 10 | 1 | | | 32 | 3 | | 2 | 0 | 942 | 29 | 971 | | | | | | | |
| Total Ordinary | | 6,646 | 164 | 9 | 7 | 9 | 12 | 292 | 11 | 3 | 2 | 282 | 9 | 6 | 80 | 1 | 2 | 6,093 | 73 | 18 | 4 | 6 | 4 | 10 | 285 | 13 | 5 | 659 | 37 | 9 | 112 | 17 | 3 | 73 | 11 | 14,979 | 417 | 15,396 | |
| Absent Votes | | 589 | 24 | 1 | 2 | 0 | 0 | 50 | 5 | | 1 | 0 | 55 | 2 | | 1 | 14 | 0 | | | 30 | 1 | | | 128 | 12 | | 2 | 24 | 2 | 0 | 13 | 1 | 1,677 | 79 | 1,756 | | | |
| Early Votes (by Post) | | 580 | 20 | 0 | 1 | 3 | 1 | 0 | 26 | 1 | | 0 | 18 | 3 | | 1 | 10 | 0 | | | 20 | 1 | | | 33 | 6 | | 0 | 14 | 4 | 1 | 7 | 3 | 1,335 | 13 | 1,348 | | | |
| Early Votes (In Person) | | 1,086 | 42 | 2 | 3 | 4 | 1 | 7 | 37 | 2 | | 0 | 50 | 5 | | 2 | 11 | 0 | | | 20 | 5 | | | 62 | 8 | | 2 | 12 | 5 | 0 | 10 | 4 | 2,400 | 64 | 2,464 | | | |
| Provisional Votes | | 14 | 0 | 0 | 0 | 0 | 0 | 0 | 0 | 0 | | 0 | 0 | 0 | | 0 | 0 | 0 | | | 0 | 0 | | | 2 | 2 | | 0 | 1 | 0 | 0 | 0 | 0 | 0 | 0 | 34 | 3 | 37 | |
| Special Institutions, Hospitals & Remotes | | 46 | 0 | 0 | 0 | 0 | 0 | 0 | 0 | 0 | | 0 | 0 | 0 | | 0 | 0 | 0 | | | 1 | 0 | | | 0 | 0 | | 0 | 0 | 0 | 0 | 0 | 0 | 0 | 0 | 85 | 7 | 92 | |
| Subtotal | | 2,315 | 86 | 3 | 6 | 7 | 2 | 9 | 113 | 8 | 3 | 0 | 123 | 11 | 4 | 35 | 0 | 2 | 2,281 | 41 | 11 | 10 | 9 | 9 | 6 | 71 | 7 | 0 | 225 | 28 | 4 | 51 | 12 | 1 | 30 | 8 | 5,531 | 166 | 5,697 |
| TOTAL | | 8,961 | 250 | 12 | 13 | 16 | 14 | 21 | 405 | 19 | 6 | 2 | 405 | 20 | 10 | 115 | 1 | 4 | 8,374 | 114 | 29 | 14 | 15 | 13 | 16 | 356 | 20 | 5 | 884 | 65 | 13 | 163 | 29 | 4 | 103 | 19 | 20,510 | 583 | 21,093 |

| 9 March 2013 State General Election South West Region (Legislative Council) First Preference Analysis by Polling Place Report Murray-Wellington | | | | | | | | | | | | | | | | | | | | | | | | | | | | | | | | | | | | | | | |
|--|--------------|------------------|------------------|----------------|----------------|----------------|---------------|----------------|---------------|----------------------|-------------------|----------------|-----------------------------|------------------|---------------------|-----------------|-------------------|-----------------|----------------------|--------------------|-----------------|----------------|----------------|------------------|--------------------|----------------|----------------|-------------------------|-----------|-----------|------------|-----------|----------|------------|-----------|---------------|------------|---------------|----|
| | | ALP | | | | | | NAT | | | | SFP | | IND | | LIB | | | | | | FFP | | GRN | | | ACP | | IND | | | | | | | | | | |
| | | TALBOT, Sally | FARINA, Adele | MONDY, John | BISHOP, Ian | DEAN, Aaron | LIM, Pearl | HOLT, Colin | HARMA, Sam | GREATHEAD, Dudley | STRUJK, Daniel | MAZZA, Mark | SRI-INNOP ROSS, Nataporn | GROGAN, Janet | McSWEENEY, Robyn | HOUSE, Barry | HALLETT, Nigel | MORISON, Ian | FITZPATRICK, Paul | STECK, Michelle | CUSTERS, Bev | BOLT, David | WATSON, Giz | HARPER, Hsien | MOSELEY, Justin | SCHOOF, Tim | HYLAND, Don | Total Valid Votes | Informal | Totals | | | | | | | | | |
| Polling Places | | Ticket | Pref | | | | | Ticket | Pref | | | Ticket | Pref | | Ticket | Pref | | | | | Ticket | Pref | | | Ticket | Pref | | Ticket | Pref | | Ticket | Pref | | | | | | | |
| Australind Community Hall | 492 | 18 | 7 | 3 | | 2 | | 227 | 8 | | 1 | 76 | 3 | 2 | 6 | 1 | | 884 | 10 | 10 | 2 | 2 | 1 | | 29 | 2 | 1 | 121 | 12 | 5 | 34 | 4 | 1,973 | 78 | 2,051 | | | | |
| Binningup Community Hall | 161 | 4 | 2 | | | 1 | | 90 | 1 | | | 10 | 0 | 1 | 3 | 0 | 1 | 270 | 1 | 2 | | | | | 6 | 0 | | 27 | 1 | | 9 | 0 | 591 | 11 | 602 | | | | |
| Brunswick Junction Primary School | 168 | 5 | 3 | | | 2 | | 96 | 7 | 2 | 1 | 37 | 1 | 1 | 4 | 0 | | 345 | 1 | 2 | 1 | 4 | | 1 | 6 | 0 | | 53 | 4 | 1 | 5 | 2 | 757 | 21 | 778 | | | | |
| Caroola Primary School | 203 | 3 | | | | | | 21 | 0 | | 1 | 15 | 0 | | 7 | 0 | 2 | 155 | 2 | | | | | | 7 | 0 | | 31 | 0 | | 3 | 1 | 459 | 13 | 472 | | | | |
| Coolup CWA Hall | 67 | 2 | | | | 1 | | 37 | 0 | | | 17 | 1 | | 8 | 1 | | 197 | 0 | 1 | | | | 1 | 4 | 0 | 1 | 10 | 1 | | 1 | 0 | 350 | 11 | 361 | | | | |
| Dwellingup Primary School | 95 | 2 | | | | | | 50 | 5 | | | 22 | 0 | | 1 | 0 | | 134 | 2 | | | | | | 7 | 1 | | 33 | 0 | | 3 | 0 | 356 | 7 | 363 | | | | |
| Kingston Primary School | 141 | 2 | 2 | | | 1 | | 49 | 0 | | | 24 | 4 | | 6 | 0 | | 235 | 3 | 1 | 1 | | 1 | 3 | 21 | 0 | 1 | 21 | 3 | | 3 | 1 | 527 | 17 | 544 | | | | |
| Lake Clifton Community Centre | 92 | 4 | | 1 | | | | 11 | 1 | | | 4 | 0 | | 0 | 0 | | 78 | 0 | | | | | | 7 | 0 | | 16 | 2 | | 1 | 0 | 214 | 6 | 220 | | | | |
| Leschenault Bushfire Brigade Station | 64 | 2 | 3 | | | | | 42 | 5 | | | 8 | 1 | | 2 | 0 | 1 | 152 | 3 | 2 | | | 1 | 1 | 7 | 0 | 1 | 21 | 3 | | 3 | 3 | 326 | 5 | 331 | | | | |
| North Dandalup Community Hall | 109 | 5 | | 1 | | | | 9 | 2 | | | 20 | 0 | | 4 | 0 | | 198 | 2 | | 2 | | | 1 | 5 | 1 | | 24 | 3 | | 4 | 0 | 393 | 9 | 402 | | | | |
| North Yunderup CWA Centre | 197 | 4 | | | | | | 21 | 1 | | | 11 | 0 | | 1 | 0 | | 282 | 6 | 1 | | | 2 | 2 | 5 | 0 | | 29 | 3 | | 3 | 1 | 572 | 10 | 582 | | | | |
| Parkfield Primary School | 207 | 1 | 2 | 1 | 3 | | | 74 | 5 | 1 | | 23 | 0 | | 6 | 0 | | 319 | 1 | 1 | | 1 | | 1 | 19 | 0 | | 32 | 1 | | 14 | 0 | 714 | 13 | 727 | | | | |
| Pinjarra Anglican Parish Centre Hall | 611 | 22 | 1 | 3 | 2 | 1 | 1 | 116 | 7 | 1 | | 83 | 4 | 1 | 15 | 0 | | 897 | 5 | 1 | 1 | 1 | 3 | 1 | 51 | 2 | 1 | 66 | 6 | | 13 | 0 | 1,927 | 70 | 1,997 | | | | |
| Preston Beach Community Centre | 49 | 2 | | | | | | 13 | 0 | | | 1 | 0 | | 0 | 0 | | 37 | 1 | 1 | | | | 1 | 2 | 0 | | 5 | 0 | | 1 | 0 | 113 | 6 | 119 | | | | |
| Riverlinks Community Centre | 226 | 4 | 1 | | | 1 | | 72 | 0 | | | 33 | 1 | | 4 | 0 | | 338 | 3 | | | | | 1 | 2 | 14 | 1 | | 29 | 0 | | 5 | 0 | 740 | 16 | 756 | | | |
| Settlers Hall | 244 | 5 | 2 | | | | | 133 | 5 | 1 | 1 | 27 | 0 | 2 | 6 | 0 | | 391 | 1 | 2 | | | | 1 | 16 | 0 | | 37 | 2 | 1 | 19 | 1 | 904 | 18 | 922 | | | | |
| South Yunderup-Ravenswood Bush Fire Brigade Hall | 390 | 11 | | 1 | | 1 | | 69 | 2 | | 1 | 23 | 4 | | 8 | 0 | | 822 | 4 | 2 | 1 | 1 | 1 | 1 | 11 | 0 | 1 | 41 | 4 | | 3 | 0 | 1,413 | 29 | 1,442 | | | | |
| St Anne's Primary School | 607 | 17 | 9 | 1 | 1 | 2 | 1 | 255 | 8 | 1 | | 53 | 2 | 4 | 14 | 2 | 1 | 871 | 7 | 6 | 2 | 2 | 2 | 22 | 1 | 1 | 92 | 6 | | 17 | 1 | 2,019 | 107 | 2,126 | | | | | |
| Waroona Senior Citizens Centre | 375 | 15 | 3 | 1 | 2 | 1 | 2 | 171 | 7 | | | 71 | 4 | 2 | 8 | 0 | | 653 | 10 | 2 | | | | 19 | 1 | 2 | 56 | 5 | | 9 | 1 | 1,434 | 55 | 1,489 | | | | | |
| Yarloop Hall | 123 | 5 | | 2 | | | | 46 | 2 | | | 13 | 1 | 1 | 2 | 1 | | 131 | 1 | | 1 | | | 1 | 9 | 0 | | 22 | 1 | | 3 | 0 | 368 | 23 | 391 | | | | |
| Total Ordinary | 4,621 | 133 | 35 | 14 | 10 | 10 | 8 | 1,602 | 66 | 5 | 6 | 571 | 26 | 14 | 105 | 5 | 5 | 7,389 | 63 | 34 | 11 | 13 | 14 | 12 | 261 | 9 | 9 | 766 | 57 | 7 | 153 | 15 | 2 | 85 | 14 | 16,150 | 525 | 16,675 | |
| Absent Votes | 691 | 36 | 3 | 1 | 6 | 1 | 1 | 200 | 9 | 1 | 0 | 104 | 5 | 4 | 17 | 0 | 2 | 1,072 | 13 | 14 | 3 | 2 | 5 | 8 | 40 | 8 | 3 | 184 | 15 | 4 | 35 | 0 | 2,503 | 114 | 2,617 | | | | |
| Early Votes (by Post) | 163 | 2 | 0 | 3 | 0 | 0 | 0 | 53 | 2 | 0 | 1 | 24 | 0 | 0 | 1 | 0 | 0 | 293 | 4 | 1 | 1 | 1 | 0 | 2 | 11 | 0 | 0 | 19 | 2 | 1 | 4 | 0 | 0 | 2 | 0 | 590 | 6 | 596 | |
| Early Votes (In Person) | 376 | 9 | 6 | 0 | 4 | 1 | 3 | 82 | 5 | 0 | 0 | 44 | 5 | 0 | 11 | 0 | 0 | 666 | 10 | 4 | 0 | 4 | 1 | 0 | 17 | 3 | 0 | 60 | 6 | 2 | 8 | 2 | 0 | 6 | 1 | 1,336 | 38 | 1,374 | |
| Provisional Votes | 7 | 0 | 0 | 0 | 1 | 0 | 0 | 1 | 0 | 0 | 0 | 0 | 0 | 0 | 0 | 0 | 0 | 13 | 1 | 0 | 0 | 0 | 0 | 0 | 1 | 0 | 0 | 1 | 0 | 0 | 0 | 0 | 0 | 0 | 0 | 0 | 25 | 0 | 25 |
| Special Institutions, Hospitals & Remotes | 98 | 1 | 0 | 0 | 0 | 0 | 0 | 27 | 3 | 0 | 0 | 2 | 0 | 0 | 0 | 0 | 0 | 221 | 3 | 1 | 0 | 0 | 2 | 0 | 1 | 0 | 0 | 3 | 1 | 0 | 1 | 0 | 1 | 3 | 0 | 368 | 9 | 377 | |
| Subtotal | 1,335 | 48 | 9 | 4 | 11 | 2 | 4 | 363 | 19 | 1 | 1 | 174 | 10 | 4 | 29 | 0 | 2 | 2,265 | 31 | 20 | 4 | 7 | 8 | 10 | 70 | 11 | 3 | 267 | 24 | 7 | 48 | 2 | 1 | 25 | 3 | 4,822 | 167 | 4,989 | |
| TOTAL | 5,956 | 181 | 44 | 18 | 21 | 12 | 12 | 1,965 | 85 | 6 | 7 | 745 | 36 | 18 | 134 | 5 | 7 | 9,654 | 94 | 54 | 15 | 20 | 22 | 22 | 331 | 20 | 12 | 1,033 | 81 | 14 | 201 | 17 | 3 | 110 | 17 | 20,972 | 692 | 21,664 | |

| 9 March 2013 State General Election South West Region (Legislative Council) First Preference Analysis by Polling Place Report Vasse | | | | | | | | | | | | | | | | | | | | | | | | | | | | | | | | | | |
|--|--------------|------------------|----------------|----------------|----------------|---------------|----------------|---------------|----------------------|-------------------|----------------|----------------------------|------------------|---------------------|-----------------|-------------------|-----------------|----------------------|--------------------|-----------------|----------------|----------------|------------------|--------------------|-----------------|----------------|------------|-----------|-------------------------|------------|---------------|---------------|---------------|---------------|
| ALP | | | | | | | NAT | | | SFP | | IND | | LIB | | | | | FFP | | GRN | | ACP | | IND | | | | | | | | | |
| TALBOT, Sally | | FARINA, Adele | MONDY, John | BISHOP, Ian | DEAN, Aaron | LIM, Pearl | HOLT, Colin | HARMA, Sam | GREATHEAD, Dudley | STRIJK, Daniel | MAZZA, Mark | SRININOP ROSS, Nataporn | GROGAN, Janet | McSWEENEY, Robyn | HOUSE, Barry | HALLETT, Nigel | MORISON, Ian | FITZPATRICK, Paul | STECK, Michelle | CUSTERS, Bev | BOLT, David | WATSON, Giz | HARPER, Helen | MOSELEY, Justin | SCHOOFF, Tim | HYLAND, Don | | | | | | | | |
| Ticket | Pref | | | | | | Ticket | Pref | | Ticket | Pref | Ticket | Pref | Ticket | Pref | | | | | Ticket | Pref | | | Ticket | Pref | | Ticket | Pref | Total Valid Votes | Informal | Totals | | | |
| Polling Places | | | | | | | | | | | | | | | | | | | | | | | | | | | | | | | | | | |
| Acton Park Hall | 27 | 1 | | | | | 26 | 0 | | 3 | 0 | 0 | 0 | 196 | 0 | 2 | | | | 3 | 0 | 1 | | 6 | 0 | 1 | 3 | 1 | 271 | 2 | 273 | | | |
| Busselton Primary School | 272 | 5 | 6 | 1 | 1 | | 116 | 5 | | 31 | 1 | | 29 | 987 | 2 | 8 | | | | 24 | 0 | 1 | | 111 | 11 | 1 | 23 | 3 | 8 | 0 | 1,649 | 33 | 1,682 | |
| Busselton Senior High School | 434 | 19 | 4 | 2 | | | 230 | 12 | 2 | 35 | 2 | | 41 | 1,286 | 7 | 5 | | 2 | 1 | 48 | 3 | | | 170 | 23 | | 50 | 7 | 27 | 3 | 2,421 | 75 | 2,496 | |
| Carbunup Hall | 49 | 3 | 1 | | | | 32 | 1 | | 4 | 1 | 1 | | 254 | 1 | 3 | | | | 1 | 2 | 1 | | 49 | 4 | | 15 | 0 | 1 | 2 | 0 | 434 | 8 | 442 |
| Churchill Park Hall | 341 | 13 | 9 | 1 | | | 182 | 4 | 3 | 27 | 1 | 1 | | 969 | 6 | 13 | 1 | | 2 | 3 | 20 | 0 | | 123 | 14 | 3 | 7 | 0 | 11 | 3 | 1,787 | 64 | 1,851 | |
| Cowaramup Primary School | 112 | 6 | 2 | | | | 112 | 1 | | 18 | 0 | | | 383 | 2 | 14 | | | | 1 | 5 | 0 | | 164 | 10 | 1 | 15 | 0 | 2 | 0 | 856 | 25 | 881 | |
| Dunsborough Hall | 152 | 4 | 5 | | | | 80 | 5 | | 9 | 0 | | 2 | 538 | 3 | 9 | 2 | | | 9 | 0 | | | 160 | 17 | 2 | 8 | 1 | 5 | 1 | 1,037 | 19 | 1,056 | |
| Naturaliste Community Centre | 226 | 5 | 2 | 1 | 1 | | 133 | 5 | | 25 | 0 | 1 | | 843 | 4 | 7 | | | | 8 | 1 | 1 | | 217 | 11 | 1 | 12 | 1 | 13 | 1 | 1,543 | 32 | 1,575 | |
| Rosa Brook Hall | 30 | 0 | | | | | 36 | 1 | | 6 | 0 | | | 84 | 0 | 5 | 1 | | | 3 | 0 | | | 59 | 4 | 1 | 4 | 0 | 1 | 0 | 241 | 5 | 246 | |
| Vasse Primary School | 297 | 10 | 3 | | 1 | | 174 | 11 | 1 | 35 | 2 | | | 971 | 12 | 9 | | | 1 | 3 | 21 | 1 | | 156 | 13 | 1 | 34 | 4 | 13 | 2 | 1,799 | 38 | 1,837 | |
| West Busselton Primary School | 485 | 22 | 6 | 1 | 3 | | 258 | 11 | 2 | 47 | 2 | 1 | | 1,560 | 4 | 8 | 2 | | | 3 | 46 | 1 | 3 | 191 | 11 | 2 | 31 | 4 | 26 | 5 | 2,794 | 92 | 2,886 | |
| Yallingup Hall | 74 | 6 | 3 | | | | 44 | 0 | | 7 | 0 | | | 328 | 1 | 3 | 1 | | | 1 | 3 | 0 | | 168 | 7 | | 2 | 2 | 4 | 2 | 663 | 7 | 670 | |
| Yoonjarillup Hall | 26 | 1 | 2 | | | | 43 | 1 | | 13 | 1 | | | 208 | 1 | 8 | | 1 | 1 | 1 | 0 | | | 13 | 2 | 1 | 2 | 0 | 1 | 0 | 330 | 7 | 337 | |
| Total Ordinary | 2,525 | 95 | 43 | 4 | 9 | 1 | 1,466 | 57 | 6 | 260 | 10 | 4 | 244 | 8,607 | 43 | 94 | 7 | 8 | 4 | 16 | 193 | 7 | 6 | 1,587 | 127 | 13 | 204 | 23 | 6 | 116 | 18 | 15,825 | 407 | 16,232 |
| Absent Votes | 351 | 9 | 6 | 2 | 0 | 0 | 204 | 10 | 0 | 38 | 4 | 1 | 12 | 1,078 | 12 | 14 | 0 | 1 | 1 | 3 | 22 | 2 | 1 | 293 | 30 | 5 | 22 | 2 | 1 | 7 | 1 | 2,132 | 59 | 2,191 |
| Early Votes (by Post) | 101 | 1 | 4 | 0 | 0 | 0 | 48 | 6 | 2 | 8 | 0 | 1 | 5 | 294 | 4 | 3 | 2 | 0 | 0 | 2 | 0 | 0 | | 24 | 4 | 0 | 2 | 0 | 1 | 3 | 0 | 516 | 9 | 525 |
| Early Votes (In Person) | 376 | 11 | 5 | 0 | 3 | 0 | 175 | 7 | 0 | 41 | 2 | 0 | 26 | 1,140 | 13 | 16 | 0 | 0 | 2 | 0 | 18 | 0 | 0 | 127 | 9 | 1 | 30 | 3 | 2 | 7 | 3 | 2,019 | 42 | 2,061 |
| Provisional Votes | 0 | 0 | 0 | 0 | 0 | 0 | 0 | 0 | 0 | 0 | 0 | 0 | 0 | 7 | 0 | 0 | 0 | 0 | 0 | 0 | 0 | 0 | 0 | 1 | 0 | 0 | 1 | 0 | 0 | 0 | 9 | 1 | 10 | |
| Special Institutions, Hospitals & Remotes | 24 | 2 | 0 | 0 | 0 | 0 | 5 | 0 | 0 | 1 | 0 | 0 | 3 | 47 | 0 | 0 | 0 | 0 | 0 | 0 | 0 | 0 | 0 | 6 | 0 | 0 | 1 | 0 | 0 | 1 | 0 | 90 | 1 | 91 |
| Subtotal | 852 | 23 | 15 | 2 | 3 | 0 | 432 | 23 | 2 | 88 | 6 | 2 | 46 | 2,566 | 29 | 33 | 2 | 1 | 3 | 42 | 2 | 1 | 451 | 43 | 6 | 56 | 5 | 4 | 18 | 4 | 4,766 | 112 | 4,878 | |
| TOTAL | 3,377 | 118 | 58 | 6 | 12 | 1 | 1,898 | 80 | 8 | 348 | 16 | 6 | 290 | 11,173 | 72 | 127 | 9 | 9 | 7 | 235 | 9 | 7 | 2,038 | 170 | 19 | 260 | 28 | 10 | 134 | 22 | 20,591 | 519 | 21,110 | |

| 9 March 2013 State General Election South West Region (Legislative Council) First Preference Analysis by Polling Place Report Warren-Blackwood | | | | | | | | | | | | | | | | | | | | | | | | | | | | | | | | | | | | | | | | |
|---|--|---------------|---------------|-------------|-------------|-------------|-------------|-------------|--------------|-------------------|----------------|-------------|---------------------|---------------|------------------|--------------|----------------|--------------|-------------------|-----------------|--------------|-------------|-------------|---------------|-----------------|-------------|-------------|-------------------|--------------|--------------|------------|------------|------------|-----------|------------|-----------|---------------|---------------|---------------|---------------|
| | | ALP | | | | | NAT | | | | SFP | | IND | | LIB | | | | | FFP | | GRN | | ACP | | IND | | | | | | | | | | | | | | |
| | | TALBOT, Sally | FARINA, Adele | MONDY, John | BISHOP, Ian | DEAN, Aaron | LIM, Pearri | HOLT, Colin | HARMA, Sam | GREATHEAD, Dudley | STRUJK, Daniel | MAZZA, Mark | SRI-INNOP, Nataporn | GROGAN, Janet | McSWEENEY, Robyn | HOUSE, Barry | HALLETT, Nigel | MORISON, Ian | FITZPATRICK, Paul | STECK, Michelle | CUSTERS, Bev | BOLT, David | WATSON, Giz | HARPER, Hsien | MOSELEY, Justin | SCHOOF, Tim | HYLAND, Don | Total Valid Votes | Informal | Totals | | | | | | | | | | |
| Polling Places | | Ticket | Pref | | | | Ticket | Pref | | Ticket | Pref | Ticket | Pref | Ticket | Pref | | | | | Ticket | Pref | | Ticket | Pref | | Ticket | Pref | | | | | | | | | | | | | |
| Alexandra Bridge Hall | | 14 | 1 | | | | 30 | 0 | | | 4 | 0 | | 1 | 0 | | | | | 2 | 0 | | 14 | 2 | | 1 | 0 | | 121 | 1 | 122 | | | | | | | | | |
| Augusta Community Resource Centre | | 131 | 6 | | | | 281 | 3 | | | 14 | 0 | | 1 | 0 | | | | | 13 | 0 | | 85 | 10 | | 6 | 1 | | 835 | 25 | 860 | | | | | | | | | |
| Balingup Primary School | | 63 | 2 | 1 | | | 86 | 3 | | | 5 | 0 | | 1 | 0 | | | | | 3 | 0 | | 88 | 6 | | 1 | 0 | | 363 | 4 | 367 | | | | | | | | | |
| Boyup Brook Ambulance Centre | | 79 | 0 | | | | 207 | 5 | 1 | | 16 | 1 | | 4 | 0 | | | | | 7 | 2 | | 17 | 3 | | 3 | 3 | | 519 | 19 | 538 | | | | | | | | | |
| Bridgetown Lesser Hall | | 316 | 19 | 4 | | | 431 | 11 | 1 | | 29 | 4 | | 8 | 1 | | | | | 21 | 3 | | 200 | 30 | | 6 | 7 | | 1,665 | 62 | 1,727 | | | | | | | | | |
| Denmark Recreation Centre | | 341 | 11 | 2 | | | 568 | 11 | | 2 | 17 | 2 | | 6 | 0 | | | | | 16 | 1 | | 466 | 56 | | 7 | 12 | | 1,946 | 36 | 1,982 | | | | | | | | | |
| Dinninup Agricultural Hall | | 19 | 2 | | 1 | | 43 | 3 | | | 1 | 0 | | 0 | 0 | | | | | 0 | 0 | | 6 | 1 | | 2 | 0 | | 110 | 4 | 114 | | | | | | | | | |
| Donnybrook Soldiers Memorial Hall | | 344 | 10 | 3 | 1 | | 352 | 13 | 1 | 2 | 46 | 5 | | 22 | 2 | | | | | 30 | 2 | | 182 | 20 | | 2 | 14 | | 1,825 | 54 | 1,879 | | | | | | | | | |
| East Manjimup Primary School | | 128 | 5 | 1 | | | 282 | 4 | 1 | | 19 | 3 | | 7 | 0 | | | | | 18 | 1 | | 37 | 3 | | 2 | 9 | | 898 | 34 | 932 | | | | | | | | | |
| Greenbushes Primary School | | 72 | 0 | 1 | | | 92 | 3 | 1 | | 13 | 1 | | 1 | 0 | | | | | 2 | 0 | | 33 | 6 | | 0 | 0 | | 349 | 6 | 355 | | | | | | | | | |
| Karridale Primary School | | 41 | 1 | | | | 52 | 1 | | | 3 | 0 | | 1 | 0 | | | | | 2 | 0 | | 52 | 3 | | 1 | 0 | | 244 | 7 | 251 | | | | | | | | | |
| Kirup Primary School | | 36 | 3 | 1 | | | 60 | 4 | 1 | | 10 | 0 | | 1 | 0 | | | | | 6 | 0 | | 21 | 4 | | 2 | 1 | | 239 | 11 | 250 | | | | | | | | | |
| Manjimup Town Hall | | 352 | 19 | 4 | 1 | | 514 | 11 | 5 | 3 | 43 | 3 | | 13 | 0 | | | | | 48 | 6 | | 116 | 10 | | 4 | 15 | | 1,975 | 91 | 2,066 | | | | | | | | | |
| Margaret River Senior High School | | 465 | 11 | 6 | 2 | | 248 | 8 | 1 | 1 | 26 | 0 | | 9 | 0 | | | | | 28 | 4 | | 670 | 38 | | 5 | 18 | | 2,394 | 82 | 2,476 | | | | | | | | | |
| Mayanup Hall | | 9 | 0 | | | | 66 | 4 | | | 11 | 1 | | 1 | 0 | | | | | 0 | 0 | | 11 | 0 | | 1 | 0 | | 173 | 2 | 175 | | | | | | | | | |
| Middlesex Hall | | 12 | 0 | | | | 60 | 0 | 1 | | 0 | 0 | | 3 | 0 | | | | | 0 | 0 | | 6 | 2 | | 1 | 0 | | 136 | 2 | 138 | | | | | | | | | |
| Nannup Shire Function Room | | 101 | 1 | 1 | | | 150 | 7 | | | 10 | 0 | | 5 | 0 | | | | | 7 | 0 | | 113 | 17 | | 1 | 0 | | 616 | 24 | 640 | | | | | | | | | |
| Northcliffe District High School | | 57 | 3 | | | | 97 | 6 | 1 | 1 | 4 | 0 | | 2 | 0 | | | | | 7 | 0 | | 85 | 7 | | 2 | 2 | | 386 | 10 | 396 | | | | | | | | | |
| Parryville Hall | | 30 | 2 | | 1 | | 77 | 3 | | | 4 | 1 | | 0 | 0 | | | | | 0 | 0 | | 50 | 7 | | 2 | 0 | | 217 | 8 | 225 | | | | | | | | | |
| Pemberton Sports Club | | 108 | 5 | 2 | | | 229 | 4 | | | 9 | 1 | | 7 | 0 | | | | | 5 | 2 | | 55 | 7 | | 15 | 2 | | 708 | 16 | 724 | | | | | | | | | |
| Quinninup Community Centre | | 19 | 2 | 2 | | | 26 | 3 | | | 1 | 0 | | 1 | 0 | | | | | 0 | 0 | | 10 | 3 | | 0 | 0 | | 93 | 2 | 95 | | | | | | | | | |
| Scotsdale Hall | | 41 | 2 | | | | 79 | 2 | 2 | 1 | 4 | 0 | | 0 | 0 | | | | | 4 | 0 | | 63 | 5 | | 0 | 0 | | 299 | 4 | 303 | | | | | | | | | |
| Tingledale Hall | | 26 | 1 | 1 | | | 85 | 3 | 1 | | 5 | 1 | | 0 | 0 | | | | | 2 | 0 | | 43 | 1 | | 0 | 0 | | 222 | 3 | 225 | | | | | | | | | |
| Walpole Community Centre | | 71 | 5 | | | | 153 | 5 | | | 5 | 2 | | 1 | 0 | | | | | 1 | 0 | | 43 | 3 | | 0 | 0 | | 376 | 9 | 385 | | | | | | | | | |
| Witchcliffe Druids Hall | | 111 | 3 | 2 | 1 | | 89 | 1 | | | 10 | 0 | | 1 | 0 | | | | | 6 | 2 | | 158 | 17 | | 3 | 1 | | 590 | 16 | 606 | | | | | | | | | |
| Yabberup Hall | | 53 | 0 | 1 | | | 51 | 2 | | | 5 | 0 | | 1 | 0 | | | | | 1 | 0 | | 16 | 9 | | 3 | 1 | | 266 | 7 | 273 | | | | | | | | | |
| Yornup Hall | | 30 | 3 | | | | 61 | 2 | | | 8 | 0 | | 2 | 1 | | | | | 3 | 1 | | 10 | 1 | | 0 | 0 | | 201 | 6 | 207 | | | | | | | | | |
| Total Ordinary | | 3,069 | 117 | 32 | 5 | 9 | 2 | 6 | 4,469 | 122 | 17 | 11 | 322 | 25 | 14 | 100 | 3 | 10 | 5,820 | 84 | 41 | 7 | 14 | 7 | 4 | 6 | 232 | 24 | 7 | 2,650 | 271 | 34 | 116 | 23 | 3 | 84 | 20 | 17,766 | 545 | 18,311 |
| Absent Votes | | 424 | 18 | 3 | 3 | 1 | 0 | 1 | 434 | 19 | 1 | 1 | 73 | 4 | 4 | 27 | 0 | 0 | 844 | 11 | 15 | 5 | 1 | 2 | 2 | 34 | 2 | 1 | 428 | 41 | 5 | 27 | 1 | 14 | 5 | 2,452 | 93 | 2,545 | | |
| Early Votes (by Post) | | 279 | 8 | 2 | 2 | 2 | 0 | 0 | 340 | 14 | 4 | 3 | 28 | 7 | 0 | 5 | 1 | 1 | 593 | 8 | 17 | 4 | 2 | 0 | 1 | 11 | 0 | 0 | 185 | 22 | 4 | 11 | 1 | 0 | 6 | 3 | 1,564 | 18 | 1,582 | |
| Early Votes (In Person) | | 187 | 10 | 2 | 0 | 2 | 0 | 0 | 188 | 5 | 1 | 1 | 26 | 6 | 0 | 5 | 1 | 1 | 357 | 9 | 6 | 0 | 0 | 1 | 1 | 5 | 1 | 0 | 87 | 12 | 3 | 5 | 0 | 0 | 5 | 3 | 930 | 25 | 955 | |
| Provisional Votes | | 5 | 0 | 0 | 0 | 0 | 0 | 0 | 2 | 0 | 0 | 0 | 0 | 0 | 0 | 0 | 0 | 0 | 3 | 0 | 0 | 0 | 0 | 0 | 0 | 0 | 0 | 0 | 2 | 0 | 0 | 0 | 0 | 0 | 0 | 0 | 12 | 0 | 12 | |
| Special Institutions, Hospitals & Remotes | | 31 | 0 | 0 | 0 | 0 | 0 | 0 | 9 | 2 | 0 | 0 | 0 | 0 | 0 | 3 | 0 | 0 | 43 | 0 | 0 | 0 | 1 | 0 | 0 | 0 | 0 | 0 | 0 | 0 | 0 | 0 | 0 | 0 | 0 | 0 | 0 | 91 | 2 | 93 |
| Subtotal | | 926 | 36 | 7 | 5 | 5 | 0 | 1 | 973 | 40 | 6 | 5 | 127 | 17 | 4 | 40 | 2 | 2 | 1,840 | 28 | 38 | 9 | 3 | 3 | 4 | 51 | 3 | 1 | 704 | 75 | 12 | 43 | 2 | 1 | 25 | 11 | 5,049 | 138 | 5,187 | |
| TOTAL | | 3,995 | 153 | 39 | 10 | 14 | 2 | 7 | 5,442 | 162 | 23 | 16 | 449 | 42 | 18 | 140 | 5 | 12 | 7,660 | 112 | 79 | 16 | 10 | 7 | 10 | 283 | 27 | 8 | 3,354 | 346 | 46 | 159 | 25 | 4 | 109 | 31 | 22,815 | 683 | 23,498 | |